



JANUARY BOARD OF CONTROL MINUTES

January 15, 2026

1980 Providence Parkway
Mt. Juliet, TN 37122

Note: The following plan is used in recording the business transacted by the Board of Control. First name listed is the one who made the motion; second name listed is the one who seconded the motion. Motion carried unanimously unless otherwise noted.

Call to Order

Present: Mark Dunn, Dennis Goodwin, Mark Price, Mike Reed, Stephen Sheaffer, Patrick Spangler, Dr. Jon Stencel, Grant Swallows, Bryan True, Scott Vogel, Jody Wright. Ex officio members present were Dan Black, President of the Legislative Council; Dirk Ash, representing the Tennessee Association of Secondary School Principals; Mike Ellson, representing the Tennessee Interscholastic Athletic Administrators Association; Bill Marbet, representing the Tennessee Athletic Coaches Association; and Dan Schlafer, representing the Tennessee School Boards Association. Rick Colbert, representing Thompson Burton, attorney for the association, was also present. Present from the state office staff were Mark Reeves, Matthew Gillespie, Richard McWhirter, Emily Crowell, Joe Blair, David Uyl, Bradley Lambert, Brenda Dwyer, Shonnie Speicher, Heather Carter, Halie Tunks, and Lauren Jones.

Roll Call

Approval of Minutes

True - Wright: To approve the Minutes of the November 20, 2025, meeting without reading since members had been sent a copy for review.

The members of the Board of Control voted by roll call.

<i>Mark Dunn:</i>	<i>Yes</i>
<i>Dennis Goodwin:</i>	<i>Yes</i>
<i>Mark Price:</i>	<i>Yes</i>
<i>Mike Reed:</i>	<i>Yes</i>
<i>Stephen Sheaffer:</i>	<i>Yes</i>
<i>Patrick Spangler:</i>	<i>Yes</i>
<i>Dr. Jon Stencel:</i>	<i>Yes</i>
<i>Grant Swallows:</i>	<i>Yes</i>



Bryan True: Yes
Scott Vogel: Yes
Jody Wright: Yes
Yes: 11, No: 0

Motion Carried.

Financial Reports

Financial Report of the 2025 Boys and Girls Golf State Tournaments

No action was required.

Financial Report of the 2025 Girls Volleyball Tournaments

No action was required.

Financial Report of the 2025 Girls Soccer Tournaments

No action was required.

Financial Report of the 2025 Cross Country State Meet

No action was required.

Financial Report of the 2025 Cheer & Dance Competition

No action was required.

Financial Report of the 2025 Football Playoffs

No action was required.

Reports & Updates

Recap of NIAAA Conference and Preview of TIAAA Conference

Mike Ellson provided an update to the members of the Board. Athletic administrators are encouraged to pursue certification. The TIAAA conference will be held in Knoxville on April 10-13, 2026. The conference will move to Franklin in 2027.

December 11, 2025, Legislative Council Meeting

Mark Reeves updated the members of the Board. The members of the Board requested that the Legislative Council clarify when the new rule will go into effect that will allow school coaches to coach their own children at times when they are not otherwise permitted to coach athletes at their school.

TSSAA Office Building Update

Mark Reeves updated the Board of Control. The loan closed on December 18. Erosion control and site work has started. The staff will review rates again at the beginning of February to see if it is advantageous to lock in a lower rate.

Update on Regional Basketball Sites

Schools need to send in Region basketball sites if they have not already been submitted.

Enrollments for Classification 2027-2029



This item was brought to the Board for discussion. Enrollments will be gathered in the fall of the 2026-27 school year. The Board needs to determine if the most current year's enrollment data will be used or if an average of two years will be used for classification. This item will be placed on the March agenda for a first reading and the June agenda for a second reading and action. Board members are encouraged to get feedback from their schools.

Business Items

2026-27 & 2027-28 TSSAA Calendars

The 2026-27 calendar was previously approved. Mark Reeves discussed changes to the Regional Meeting schedule. Both calendars were updated to allow basketball practice to begin three weeks prior to the Hall of Champions games.

Reed - True: To approve the calendars.

The members of the Board of Control voted by roll call.

Mark Dunn: Yes
Dennis Goodwin: Yes
Mark Price: Yes
Mike Reed: Yes
Stephen Sheaffer: Yes
Patrick Spangler: Yes
Dr. Jon Stencel: Yes
Grant Swallows: Yes
Bryan True: Yes
Scott Vogel: Yes
Jody Wright: Yes

Yes: 11, No: 0

Motion Carried.

Page High School Requests Change to Golf Classification

Wright - Spangler: To table and allow Page to bring information back to the Board about if the other schools in the new District would be open to the change.

The members of the Board of Control voted by roll call.

Mark Dunn: Yes
Dennis Goodwin: Yes
Mark Price: Yes



Mike Reed: Yes
Stephen Sheaffer: Yes
Patrick Spangler: Yes
Dr. Jon Stencel: Abstain
Grant Swallows: Yes
Bryan True: Yes
Scott Vogel: Yes
Jody Wright: Yes
Yes: 10, No: 0, Abstain: 1

Motion Carried.

Football Regulations

The Board asked the staff to communicate to schools that it would be in their interest to decide to play an independent schedule for the new classification if they are unsure if they will be able to participate fully.

Wright - Spangler: To approve the proposed changes.

The members of the Board of Control voted by roll call.

Mark Dunn: Yes
Dennis Goodwin: Yes
Mark Price: Yes
Mike Reed: Yes
Stephen Sheaffer: Yes
Patrick Spangler: Yes
Dr. Jon Stencel: Yes
Grant Swallows: Yes
Bryan True: Yes
Scott Vogel: Yes
Jody Wright: Yes
Yes: 11, No: 0

Motion Carried.

DI Football Playoff Brackets

The Board of Control requested the staff to conduct a survey of all DI football coaches and administrators in advance of the new cycle.

True - Stencel: To continue the current Region alignment for football playoffs for one more year.



The members of the Board of Control voted by roll call.

Mark Dunn: No
Dennis Goodwin: No
Mark Price: Yes
Mike Reed: No
Stephen Sheaffer: Yes
Patrick Spangler: Yes
Dr. Jon Stencel: Yes
Grant Swallows: Yes
Bryan True: Yes
Scott Vogel: Yes
Jody Wright: Yes
Yes: 8, No: 3

Motion Carried.

DII Football Classification

Price - Vogel: To table until March and distribute the survey results to the DII schools. The decision needs to be made in March.

The members of the Board of Control voted by roll call.

Mark Dunn: Yes
Dennis Goodwin: Yes
Mark Price: Yes
Mike Reed: Yes
Stephen Sheaffer: Yes
Patrick Spangler: Yes
Dr. Jon Stencel: Yes
Grant Swallows: Yes
Bryan True: Yes
Scott Vogel: Yes
Jody Wright: Yes
Yes: 11, No: 0

Motion Carried.

Officials Fees Recommendation 2026-2029



The Board would like to see the comparison to surrounding states. The staff can also provide an estimated increase per school per sport.

Wright - True: To approve the recommended fees on the first reading. Second consideration will be at the March meeting.

The members of the Board of Control voted by roll call.

Mark Dunn: Yes
Dennis Goodwin: Yes
Mark Price: Yes
Mike Reed: No
Stephen Sheaffer: Yes
Patrick Spangler: Yes
Dr. Jon Stencil: Yes
Grant Swallows: Yes
Bryan True: Yes
Scott Vogel: Yes
Jody Wright: Yes
Yes: 10, No: 1

Motion Carried.

Request for Lacrosse Co-op Exception

Reed - Goodwin: To approve the request conditional on the state office receiving approval from the other schools in the Region.

The members of the Board of Control voted by roll call.

Mark Dunn: Yes
Dennis Goodwin: Yes
Mark Price: Yes
Mike Reed: Yes
Stephen Sheaffer: Yes
Patrick Spangler: Yes
Dr. Jon Stencil: Yes
Grant Swallows: Yes
Bryan True: Yes
Scott Vogel: Yes



Jody Wright: Yes
Yes: 11, No: 0

Motion Carried.

Webb School of Knoxville Proposes an Exception to the Sports Calendar for Boys Basketball During the NCAA Live Recruiting Periods

Sheaffer - Stencel: To deny.

The members of the Board of Control voted by roll call.

Mark Dunn: Yes
Dennis Goodwin: Yes
Mark Price: No
Mike Reed: Yes
Stephen Sheaffer: Yes
Patrick Spangler: Yes
Dr. Jon Stencel: Yes
Grant Swallows: Yes
Bryan True: Yes
Scott Vogel: Yes
Jody Wright: Abstain (With Conflict)
Yes: 9, No: 1, Abstain (With Conflict): 1

Motion Carried.

Seeding for TSSAA Division I Basketball Tournament

No action was taken. The state office can take the 2026 March brackets, apply the RPI, and show the Board a hypothetical of what the bracket would have looked like at the June meeting. Basketball teams would need to get into the habit of reporting wins and losses to MaxPreps in order for the state office to have accurate data. This item will be placed back on the June agenda.

Hardship Requests

Grace Christian Academy, Knoxville, TN

Westwood High School, Memphis, TN

Memphis Business Academy, Memphis, TN

Evangelical Christian School, Cordova, TN

Briarcrest Christian School, Eads, TN (Not Appearing)



Briarcrest Christian School, Eads, TN (Not Appearing)
Westwood Middle School, Manchester, TN (Not Appearing)
East Ridge High School, Chattanooga, TN (Not Appearing)

Adjournment

There being no further business, the meeting was adjourned.

True - Spangler: To adjourn.

The members of the Board of Control voted by roll call.

Mark Dunn: Yes
Dennis Goodwin: Yes
Mark Price: Yes
Mike Reed: Yes
Patrick Spangler: Yes
Dr. Jon Stencel: Yes
Grant Swallows: Yes
Bryan True: Yes
Scott Vogel: Yes
Jody Wright: Yes
Yes: 10, No: 0

Motion Carried.

2025 Golf State Championships Financial Report

	2025	2024
Income		
School Fees - <i>None charged in 2025</i>	-	46,575.00 *
Golf DI & DII Ticket Sales - Gate	7,415.00	5,769.00
Golf DI & DII Ticket Sales - GoFan	12,649.00	13,428.00
Total Income	20,064.00	65,772.00
Operating Expenses		
Apparel	794.00	-
Awards - Sports	5,126.40	4,857.00
Facility	6,500.00	3,500.00
TN Golf Assn (contract net)	5,000.00	5,000.00
Officials Exp (Includes Lodging & Meals)	16,081.15 **	10,527.03
Athletic Trainer Services	803.00	836.00
Staff Lodging & Meals	6,298.76	4,402.61
Supplies & Equipment	9,924.95 ***	370.42
Travel	2,905.87	3,160.42
Rebates for Golf fees paid in prior school year	-	45,900.00 *
Total Operating Expenses	53,434.13	78,553.48
Net	(33,370.13)	(12,781.48)

Less Golf District Awards	\$ 10,936.95	\$ 11,120.40
Less Golf Region Awards	<u>\$ 6,923.60</u>	<u>\$ 7,082.00</u>
Total Operating Expenses (includes all awards exp.)	<u>\$ 71,294.68</u>	<u>\$ 96,755.88</u>
NET FROM GOLF	<u>\$ (51,230.68)</u>	<u>\$ (30,983.88)</u>

* Rebates for Golf fees paid in school year 2024-25 were refunded to schools in 2024-25 as reflected in Operating Expenses

** Officials - added more officials for 2025

***Supplies & Equip - purchased tees, tee markers and flags with new logo
(tees are only purchased every 3 to 4 years)

2025 Volleyball State Championship Financial Report

	2025	2024
Income		
GoFan Ticket Sales	109,011.00	97,248.00
GoFan Parking Sales	0.00	7,800.00
MTSU - Cash/Portal Gate	25,063.00	0.00
Providence Christian School - Cash/Check/Portal Ticket Sales	2,050.00	0.00
Blackman High School - Cash/Check/Portal Ticket Sales	11,141.00	10,663.00
Siegel High School - Cash/Check/Portal Ticket Sales	15,231.00	14,439.00
Rockvale High School - Cash/Check/Portal Ticket Sales	15,635.00	14,449.00
Middle TN Christian School - Cash/Check/Portal Ticket Sales	14,799.00	12,661.00
Rutherford County Chamber - Bid Fee	5,000.00	0.00
Total Income	197,930.00	157,260.00
Operating Expenses		
Apparel	1,636.00	660.75
Awards	3,327.00	3,256.25
Facility - Paid to 4 Hosting High Schools	19,500.00	19,500.00
Facility - Paid to MTSU	21,939.48	0.00
Parking - Paid to Hosting High Schools	14,800.00 *	7,800.00
Security - Paid to Siegel High School	632.00	2,677.50
Game Operations - Stat Crew	1,100.00	764.00
Medical	5,120.00	5,320.00
Officials/Tournament Workers	24,170.29	27,067.80
Meals Officials/Staff	2,505.96	826.59
Lodging Officials/Staff	2,666.40 **	10,207.10
Printing	455.40	468.40
Supplies & Equipment	304.39	354.63
Travel	799.44	770.72
Total Operating Expenses	98,956.36	79,673.74
Net	98,973.64	77,586.26

* 2025 Parking - Paid schools \$200 per day per team that played at their facility

**2025 Lodging - Guaranteed comp rooms per contract

2025 Girls' Soccer State Championship Financial Report

	2025	2024
Income		
Gate Receipts collected by Chattanooga Sports	62,433.50	55,443.00
Gate Receipts billed through Portal	0.00	420.00
Total Income	62,433.50	55,863.00
Operating Expenses		
Awards - Sports	3,027.00	3,561.25
Officials	19,017.80	17,143.20
Contract with Chattanooga Sports (1/2 of gate over \$30K)	14,716.74	12,931.50
Contract with Chattanooga Sports Retainer (before split)	3,000.00	0.00
Supervisors/Workers - Stats	2,244.00	2,200.00
Travel/Supervisor Meal	649.59	1,049.54
Supplies & Equip (EMS Service)	3,050.34	2,130.54
Lodging	6,720.08	7,401.14
Total Operating Expenses	52,425.55	46,417.17
Net	10,007.95	9,445.83

2025 Cross Country State Championship Financial Report

	2025	2024
Income		
Gate & Portal Receipts	11,943.00	9,999.00
GoFan Receipts	34,814.00	30,660.00
Sumner County Tourism - Bid Fee	0.00	2,000.00
Total Income	46,757.00	42,659.00
Operating Expenses		
Awards - Sports	6,000.00	5,127.60
Game Operations	11,852.34	8,186.45
Medical/Athletic Trainers	560.00	1,050.00
Supplies & Equipment	2,063.71	271.00
Tournament Workers/Security	1,735.00	4,628.80
Travel & Staff Meals	1,156.91	696.89
Total Operating Expenses	23,367.96	19,960.74
Net	23,389.04	22,698.26

2025 Cheer and Dance Championship Financial Report

	2025	2024
Income		
Ticket Sales - Gate	6,840.00	8,137.00
Ticket Sales - GoFan	92,805.00	81,948.00
Visit Knoxville Bid Fee	20,000.00	20,000.00
Total Income	119,645.00	110,085.00
Operating Expenses		
Awards - Sports *	9,811.00	6,220.00
Facility (Includes Security)	30,372.36	28,004.63
Officials/Staff Lodging	23,900.78	20,874.45
Officials/Staff Meals **	8,341.45	3,333.75
Supplies & Equipment/Staging	8,281.70	8,000.00
Tournament Workers/Athletic Trainers/Travel	3,462.07	2,954.27
Total Operating Expenses	84,169.36	69,387.10
Net	35,475.64	40,697.90

**2025 Awards - added multiple divisions and Unified Championships; also updated award design*

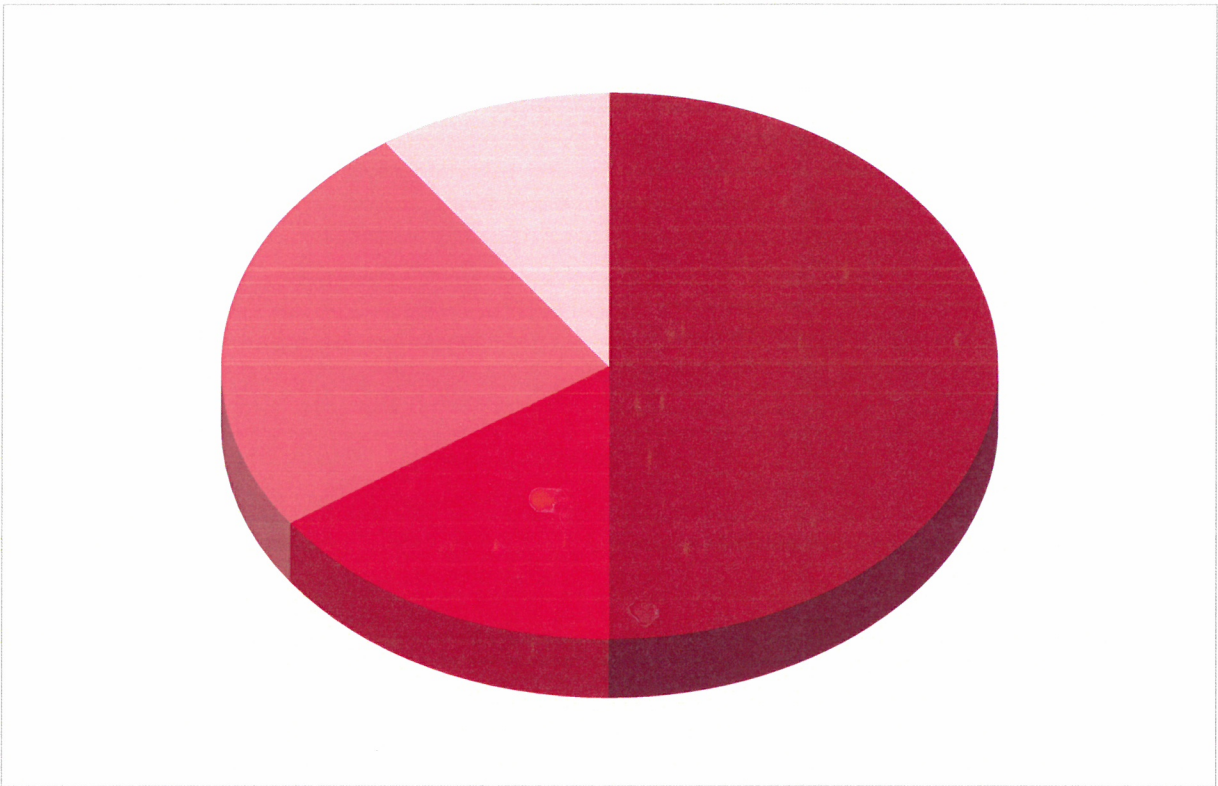
***2025 Meals - additional meals due to length of event*





2025 Football Playoff Series Summary

Through Semifinals

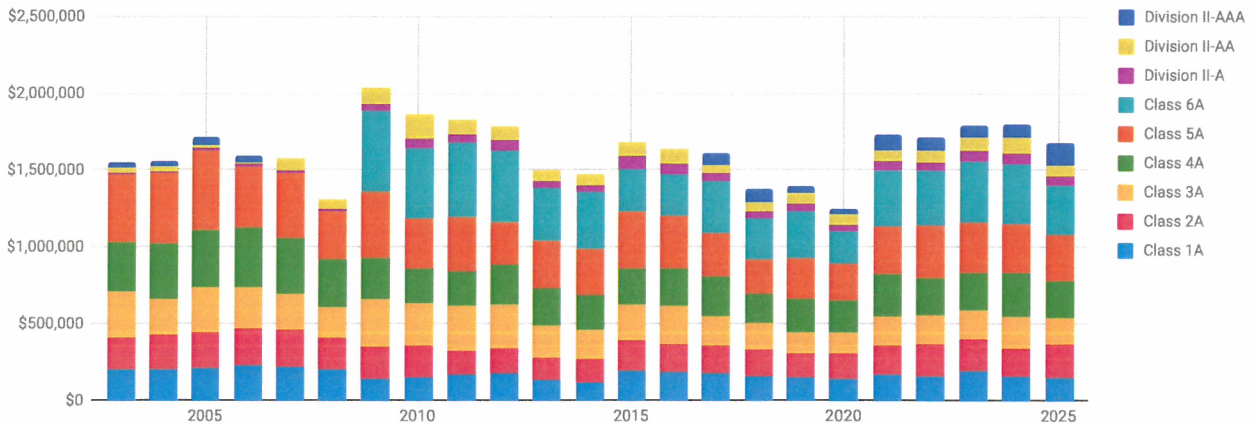
Class	2025					2024					DIFFERENCE TSSAA Net
	Attend.	Gross Rec.	Officials	Insurance	TSSAA Net	Attend.	Gross Rec.	Officials	Insurance	TSSAA Net	
Class 1A	16,014	\$156,386.00	\$36,660.50	\$39,096.50	\$2,436.00	15,676	\$158,994.00	\$37,443.50	\$39,748.50	\$2,305.00	\$131
Class 2A	21,478	\$210,194.00	\$32,803.50	\$52,548.50	\$19,745.00	19,507	\$188,184.00	\$32,007.00	\$47,046.00	\$15,039.00	\$4,706
Class 3A	17,787	\$173,374.00	\$34,488.50	\$43,343.50	\$8,855.00	21,663	\$204,590.00	\$35,939.50	\$51,147.50	\$15,208.00	-\$6,353
Class 4A	26,047	\$245,942.00	\$37,068.36	\$61,485.50	\$24,417.14	30,172	\$286,300.00	\$36,677.00	\$71,575.00	\$34,898.00	-\$10,481
Class 5A	31,953	\$296,620.00	\$35,953.87	\$74,155.00	\$38,201.13	34,003	\$320,490.00	\$35,985.96	\$80,122.50	\$44,136.54	-\$5,935
Class 6A	36,445	\$325,292.00	\$35,851.00	\$81,323.00	\$45,472.00	43,971	\$388,352.00	\$37,007.50	\$97,088.00	\$60,080.50	-\$14,609
Div. IIA	6,376	\$60,796.00	\$12,979.50	\$15,199.00	\$2,219.50	7,018	\$64,610.00	\$12,196.50	\$16,152.50	\$3,956.00	-\$1,737
Div. IIAA	7,566	\$69,034.00	\$16,107.00	\$17,258.50	\$1,151.50	11,548	\$105,362.00	\$13,965.50	\$26,340.50	\$12,375.00	-\$11,224
Div. IIAAA	17,368	\$145,094.00	\$14,886.10	\$36,273.50	\$21,387.40	9,441	\$81,682.00	\$10,810.00	\$20,420.50	\$9,610.50	\$11,777
Totals	181,034	\$1,682,732.00	\$256,798.33	\$420,683.00	\$163,884.67	192,999	\$1,798,564.00	\$252,032.46	\$449,641.00	\$197,608.54	-\$33,724

**2025 Football Playoffs
Through Semifinals**



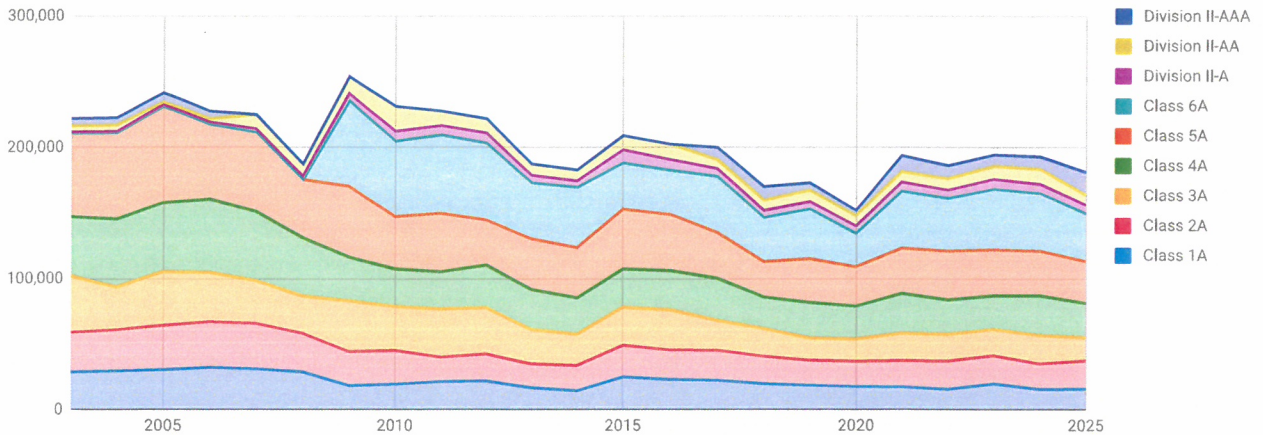
Gross Revenue		\$1,682,732.00	
	Participating Schools	\$841,366.00	50.0%
	Officials Fees	\$256,798.33	15.3%
	Insurance Premiums	\$420,683.00	25.0%
	TSSAA Operations	\$163,884.67	9.7%

Gross Playoff Receipts by Class and Year



	Class 1A	Class 2A	Class 3A	Class 4A	Class 5A	Class 6A	Division II-A	Division II-AA	Division II-AAA	Grand Total	Diff vs. Prev 4-Yr Avg
2003	\$202,569	\$211,198	\$301,577	\$315,403	\$444,971		\$4,788	\$34,916	\$38,175	\$1,553,597	
2004	\$209,120	\$219,619	\$231,325	\$361,959	\$460,879		\$6,195	\$33,985	\$39,145	\$1,562,227	
2005	\$214,533	\$235,563	\$288,200	\$369,418	\$522,658		\$18,480	\$14,343	\$50,085	\$1,713,280	
2006	\$227,345	\$246,635	\$264,543	\$390,358	\$399,420		\$16,093	\$8,022	\$40,489	\$1,592,905	
2007	\$220,304	\$242,986	\$229,733	\$369,662	\$421,033		\$18,270	\$76,042		\$1,578,030	-\$27,472
2008	\$204,377	\$205,766	\$199,559	\$310,517	\$310,723		\$18,340	\$64,386		\$1,313,668	-\$297,943
2009	\$147,104	\$208,120	\$310,488	\$266,864	\$430,960	\$521,224	\$44,208	\$102,424		\$2,031,392	\$481,921
2010	\$157,138	\$206,100	\$270,624	\$229,794	\$322,375	\$459,592	\$61,850	\$155,652		\$1,863,125	\$234,126
2011	\$171,424	\$151,686	\$294,066	\$225,936	\$357,974	\$475,720	\$57,592	\$89,052		\$1,823,450	\$126,896
2012	\$176,610	\$167,644	\$283,120	\$259,868	\$276,804	\$469,152	\$63,206	\$88,119		\$1,784,523	\$26,614
2013	\$134,254	\$147,206	\$210,925	\$238,998	\$312,520	\$339,830	\$49,748	\$68,660		\$1,502,141	-\$373,482
2014	\$116,520	\$154,658	\$192,964	\$222,690	\$307,136	\$368,290	\$38,574	\$70,886		\$1,471,718	-\$271,592
2015	\$199,866	\$194,082	\$233,856	\$235,342	\$365,138	\$283,792	\$82,522	\$89,938		\$1,684,536	\$39,078
2016	\$184,274	\$183,648	\$247,932	\$241,728	\$344,892	\$269,832	\$67,046	\$98,452		\$1,637,804	\$27,075
2017	\$180,430	\$183,910	\$187,742	\$255,858	\$283,008	\$341,368	\$47,328	\$57,602	\$78,492	\$1,615,738	\$41,688
2018	\$160,004	\$172,666	\$175,650	\$191,724	\$218,894	\$271,046	\$41,912	\$64,574	\$85,956	\$1,382,426	-\$220,023
2019	\$150,416	\$155,396	\$139,816	\$220,892	\$265,066	\$304,368	\$43,648	\$73,346	\$47,050	\$1,399,998	-\$180,128
2020	\$145,448	\$159,358	\$139,312	\$207,780	\$243,258	\$205,358	\$45,834	\$67,872	\$35,072	\$1,249,292	-\$259,700
2021	\$168,994	\$191,738	\$189,312	\$275,284	\$307,442	\$370,256	\$59,004	\$70,544	\$103,872	\$1,736,446	\$324,583
2022	\$158,138	\$207,762	\$193,910	\$238,862	\$345,474	\$351,236	\$57,916	\$76,582	\$86,494	\$1,716,374	\$274,334
2023	\$195,530	\$211,034	\$184,966	\$239,502	\$328,478	\$401,440	\$67,510	\$89,728	\$76,052	\$1,794,240	\$268,713
2024	\$158,994	\$188,184	\$204,590	\$286,300	\$320,490	\$388,352	\$64,610	\$105,362	\$81,682	\$1,798,564	\$174,476
2025	\$156,386	\$210,194	\$173,374	\$245,942	\$296,620	\$325,292	\$60,796	\$69,034	\$145,094	\$1,682,732	-\$78,674
Avg	\$176,518	\$192,953	\$226,100	\$270,670	\$344,981	\$363,804	\$44,303	\$72,749	\$63,547	\$1,627,522	

Total Attendance by Class and Year



	Class 1A	Class 2A	Class 3A	Class 4A	Class 5A	Class 6A	Division II-A	Division II-AA	Division II-AAA	Grand Total
2003	28,938	30,171	43,082	45,057	63,567		684	4,988	5,453	221,940
2004	29,760	31,317	32,875	51,608	65,782		885	4,855	5,535	222,617
2005	30,647	33,651	41,000	52,688	73,114		1,299	2,049	7,155	241,603
2006	32,336	34,780	37,678	55,708	57,060		1,606	2,586	5,784	227,538
2007	31,272	34,571	32,819	52,781	60,119		2,610	10,806		224,978
2008	28,911	29,338	28,508	44,331	44,340		2,620	9,198		187,246
2009	18,388	26,015	38,761	33,358	53,870	65,153	5,526	12,803		253,874
2010	19,559	25,690	33,582	28,418	40,015	57,449	7,550	19,019		231,282
2011	21,428	18,867	36,727	28,242	44,652	59,465	7,199	10,944		227,524
2012	21,795	20,829	35,296	32,386	34,413	58,456	7,807	10,640		221,622
2013	16,688	18,307	26,264	30,190	38,940	42,385	6,031	8,395		187,200
2014	14,565	19,176	24,058	27,430	38,392	46,006	4,728	8,392		182,747
2015	24,952	24,229	29,107	28,949	45,611	35,349	10,034	10,586		208,817
2016	23,003	22,581	30,679	29,841	42,799	33,604	8,162	11,744		202,413
2017	22,460	22,895	22,874	31,951	35,001	42,671	5,916	6,919	9,249	199,936
2018	19,813	20,927	21,300	23,903	26,893	33,787	5,239	7,978	10,182	170,022
2019	18,802	18,862	17,102	27,174	33,102	38,046	5,456	8,887	5,600	173,031
2020	17,806	19,201	17,039	25,035	30,001	25,576	5,448	8,109	3,884	152,099
2021	17,517	19,956	20,947	30,314	34,376	43,476	6,781	8,134	12,249	193,750
2022	15,768	21,444	20,496	26,153	37,212	40,155	6,244	8,760	9,958	186,190
2023	19,924	21,409	20,209	25,465	35,064	46,094	7,592	9,907	8,674	194,338
2024	15,676	19,507	21,663	30,172	34,003	43,971	7,018	11,548	9,441	192,999
2025	16,014	21,478	17,787	26,047	31,953	36,445	6,376	7,566	17,368	181,034
Averages	22,273	24,260	28,730	34,598	44,015	44,478	5,293	8,966	7,764	204,717

2025 Football Playoffs Detail

Class	Round	Gm #	Host	Visitor	Gross Receipts	TSSAA Share	Tickets		
Class 1A	First Round	101	Hampton High School	Rockwood High School	\$4,120.00	\$2,060.00	419		
		102	Sale Creek High School	Innovation Academy of Robertson Count	\$5,070.00	\$2,535.00	513		
		103	Coalfield High School	Cloudland High School	\$4,390.00	\$2,195.00	441		
		104	Jo Byrns High School	Whitwell High School	\$2,588.00	\$1,294.00	266		
		105	South Pittsburg High School	Red Boiling Springs High School	\$3,574.00	\$1,787.00	363		
		106	North Greene High School	Oliver Springs High School	\$3,256.00	\$1,628.00	331		
		107	Clay Co. High School	Copper Basin High School	\$3,126.00	\$1,563.00	274		
		108	Midway High School	Cosby High School	\$5,048.00	\$2,524.00	506		
		109	Richland High School	Collinwood High School	\$5,512.00	\$2,756.00	564		
		110	South Fulton High School	Westwood High School	\$3,140.00	\$1,570.00	345		
		111	McKenzie High School	Huntland High School	\$4,348.00	\$2,174.00	452		
		112	Oakhaven High School	Greenfield High School	\$1,986.00	\$993.00	214		
		113	Dresden High School	Middleton High School	\$4,618.00	\$2,309.00	473		
		114	Fayetteville High School	Wayne Co. High School	\$2,938.00	\$1,469.00	298		
		115	Memphis Middle College High School	Humboldt High School	\$2,354.00	\$1,177.00	260		
		116	McEwen High School	Eagleville High School	\$4,358.00	\$2,179.00	443		
First Round Total					\$60,426.00	\$30,213.00	6,162		
Class 1A	Quarterfinals	301	Sale Creek High School	Coalfield High School	\$6,868.00	\$3,434.00	692		
		302	South Pittsburg High School	Clay Co. High School	\$6,930.00	\$3,465.00	707		
		303	Richland High School	McKenzie High School	\$9,452.00	\$4,726.00	965		
		304	Fayetteville High School	Memphis Middle College High School	\$4,234.00	\$2,117.00	443		
Quarterfinals Total					\$27,484.00	\$13,742.00	2,807		
Class 1A	Second Round	201	Sale Creek High School	Rockwood High School	\$7,148.00	\$3,574.00	727		
		202	Coalfield High School	Jo Byrns High School	\$4,958.00	\$2,479.00	499		
		203	South Pittsburg High School	Oliver Springs High School	\$7,344.00	\$3,672.00	750		
		204	Clay Co. High School	Midway High School	\$3,480.00	\$1,740.00	349		
		205	Richland High School	South Fulton High School	\$7,290.00	\$3,645.00	740		
		206	McKenzie High School	Greenfield High School	\$8,296.00	\$4,148.00	869		
		207	Dresden High School	Fayetteville High School	\$5,714.00	\$2,857.00	582		
		208	Memphis Middle College High School	Eagleville High School	\$3,236.00	\$1,618.00	376		
Second Round Total					\$47,466.00	\$23,733.00	4,892		
Class 1A	Semifinals	401	Coalfield High School	South Pittsburg High School	\$11,166.00	\$5,583.00	1,131		
		402	McKenzie High School	Fayetteville High School	\$9,844.00	\$4,922.00	1,022		
Semifinals Total					\$21,010.00	\$10,505.00	2,153		
Class 1A Total					\$156,386.00	\$78,193.00	16,014		
Class 2A	First Round	101	Happy Valley High School	Tellico Plains High School	\$3,988.00	\$1,994.00	443		
		102	Bledsoe Co. High School	Smith Co. High School	\$4,880.00	\$2,440.00	492		
		103	Eagleton College and Career Academy	Cumberland Gap High School	\$4,202.00	\$2,101.00	432		
		104	Cannon Co. High School	Grundy Co. High School	\$6,104.00	\$3,052.00	573		
		105	Marion Co. High School	Jackson Co. High School	\$8,162.00	\$4,081.00	828		
		106	South Greene High School	Polk Co. High School	\$3,672.00	\$1,836.00	373		
		107	Gordonville High School	Alvin C. York Institute	\$7,604.00	\$3,802.00	736		
		108	Oneida High School	West Greene High School	\$4,320.00	\$2,160.00	395		
		109	Lewis Co. High School	Houston Co. High School	\$4,560.00	\$2,280.00	464		
		110	Huntingdon High School	Memphis Business Academy	\$5,320.00	\$2,660.00	558		
		111	East Robertson High School	Decatur Co. Riverside High School	\$6,718.00	\$3,359.00	675		
		113	Milan High School	Memphis Academy of Science & Enginee	\$6,034.00	\$3,017.00	633		
		114	Mt. Pleasant High School	East Hickman High School	\$6,222.00	\$3,111.00	619		
		116	East Nashville Magnet School	Adamsville High School	\$1,696.00	\$848.00	207		
		First Round Total					\$73,482.00	\$36,741.00	7,428
		Class 2A	Quarterfinals	301	Bledsoe Co. High School	Eagleton College and Career Academy	\$12,582.00	\$6,291.00	1,283
302	Marion Co. High School			Gordonville High School	\$13,688.00	\$6,844.00	1,387		
303	Huntingdon High School			East Robertson High School	\$8,662.00	\$4,331.00	914		
304	Milan High School			East Nashville Magnet School	\$8,206.00	\$4,103.00	855		
Quarterfinals Total					\$43,138.00	\$21,569.00	4,439		
Class 2A	Second Round	201	Happy Valley High School	Bledsoe Co. High School	\$5,558.00	\$2,779.00	597		
		202	Eagleton College and Career Academy	Grundy Co. High School	\$6,588.00	\$3,294.00	676		
		203	Marion Co. High School	South Greene High School	\$9,416.00	\$4,708.00	950		
		204	Gordonville High School	Oneida High School	\$10,480.00	\$5,240.00	907		
		205	Lewis Co. High School	Huntingdon High School	\$12,140.00	\$6,070.00	1,236		
		206	East Robertson High School	Peabody High School	\$9,450.00	\$4,725.00	920		
		207	Milan High School	Mt. Pleasant High School	\$10,110.00	\$5,055.00	1,061		
Second Round Total					\$63,742.00	\$31,871.00	6,347		
Class 2A	Semifinals	401	Eagleton College and Career Academy	Marion Co. High School	\$9,754.00	\$4,877.00	1,010		

2025 Football Playoffs Detail

Class	Round	Gm #	Host	Visitor	Gross Receipts	TSSAA Share	Tickets		
		402	Milan High School	Huntingdon High School	\$20,078.00	\$10,039.00	2,254		
	Semifinals Total				\$29,832.00	\$14,916.00	3,264		
Class 2A Total					\$210,194.00	\$105,097.00	21,478		
Class 3A	First Round	101	Gatlinburg-Pittman High School	Kingston High School	\$5,024.00	\$2,512.00	477		
		102	Chattanooga Preparatory School	Forrest High School	\$2,174.00	\$1,087.00	191		
		103	Meigs Co. High School	Johnson Co. High School	\$5,574.00	\$2,787.00	569		
		104	Sequatchie Co. High School	Brainerd High School	\$6,666.00	\$3,333.00	675		
		105	Tyner Academy	Watertown High School	\$3,180.00	\$1,590.00	367		
		106	Unicoi Co. High School	Sweetwater High School	\$7,896.00	\$3,948.00	839		
		108	McMinn Central High School	Pigeon Forge High School	\$4,308.00	\$2,154.00	435		
		109	White House Heritage High School	Sycamore High School	\$6,536.00	\$3,268.00	726		
		110	Covington High School	Wooddale High School	\$3,970.00	\$1,985.00	401		
		111	Fairview High School	Stratford High School	\$5,426.00	\$2,713.00	611		
		113	Westview High School	Hamilton High School	\$6,052.00	\$3,026.00	597		
		114	Westmoreland High School	Camden Central High School	\$4,264.00	\$2,132.00	396		
		115	Melrose High School	Bolivar Central High School	\$6,668.00	\$3,334.00	745		
		116	Waverly Central High School	Maplewood Comprehensive High School	\$4,138.00	\$2,069.00	422		
		First Round Total					\$71,876.00	\$35,938.00	7,451
		Quarterfinals	301	Gatlinburg-Pittman High School	Meigs Co. High School	\$7,238.00	\$3,619.00	682	
302	Tyner Academy		Giles Co. High School	\$4,428.00	\$2,214.00	482			
303	Covington High School		Dyersburg High School	\$7,446.00	\$3,723.00	801			
304	Westview High School		Melrose High School	\$11,158.00	\$5,579.00	1,124			
Quarterfinals Total					\$30,270.00	\$15,135.00	3,089		
Second Round	201	Gatlinburg-Pittman High School	Forrest High School	\$5,122.00	\$2,561.00	433			
	202	Meigs Co. High School	Sequatchie Co. High School	\$9,474.00	\$4,737.00	963			
	203	Tyner Academy	Unicoi Co. High School	\$4,416.00	\$2,208.00	496			
	204	Giles Co. High School	McMinn Central High School	\$6,958.00	\$3,479.00	703			
	205	Covington High School	Sycamore High School	\$5,662.00	\$2,831.00	611			
	206	Fairview High School	Dyersburg High School	\$8,684.00	\$4,342.00	975			
	207	Westview High School	Westmoreland High School	\$7,940.00	\$3,970.00	785			
	208	Melrose High School	Maplewood Comprehensive High School	\$3,438.00	\$1,719.00	367			
Second Round Total					\$51,694.00	\$25,847.00	5,333		
Semifinals	401	Gatlinburg-Pittman High School	Tyner Academy	\$6,142.00	\$3,071.00	655			
	402	Westview High School	Covington High School	\$13,392.00	\$6,696.00	1,259			
Semifinals Total					\$19,534.00	\$9,767.00	1,914		
Class 3A Total					\$173,374.00	\$86,687.00	17,787		
Class 4A	First Round	101	Greeneville High School	Carter High School	\$9,664.00	\$4,832.00	1,017		
		102	Hixson High School	White Co. High School	\$4,462.00	\$2,231.00	478		
		103	Anderson Co. High School	Volunteer High School	\$7,204.00	\$3,602.00	783		
		104	Stone Memorial High School	Loudon High School	\$6,470.00	\$3,235.00	654		
		105	Red Bank High School	Macon Co. High School	\$5,796.00	\$2,898.00	590		
		106	Elizabethton High School	Gibbs High School	\$10,258.00	\$5,129.00	1,119		
		107	Upperman High School	Signal Mountain High School	\$5,658.00	\$2,829.00	532		
		108	Alcoa High School	Cherokee High School	\$7,320.00	\$3,660.00	848		
		109	Marshall Co. High School	Liberty Creek High School	\$5,178.00	\$2,589.00	543		
		110	Dyer Co. High School	Lakeland Preparatory School	\$7,760.00	\$3,880.00	804		
		111	Pearl Cohn High School	Battle Creek High School	\$1,776.00	\$888.00	222		
		112	Kirby High School	Crockett Co. High School	\$2,142.00	\$1,071.00	235		
		113	South Gibson Co. High School	Millington Central High School	\$5,452.00	\$2,726.00	592		
		114	Spring Hill High School	White House High School	\$5,874.00	\$2,937.00	617		
		115	Haywood High School	Lexington High School	\$5,242.00	\$2,621.00	592		
		116	Springfield High School	Creek Wood High School	\$6,580.00	\$3,290.00	670		
First Round Total					\$96,836.00	\$48,418.00	10,296		
Quarterfinals	301	Greeneville High School	Anderson Co. High School	\$17,348.00	\$8,674.00	1,794			
	302	Red Bank High School	Alcoa High School	\$7,152.00	\$3,576.00	751			
	303	Marshall Co. High School	Pearl Cohn High School	\$11,156.00	\$5,578.00	1,147			
	304	South Gibson Co. High School	Springfield High School	\$8,186.00	\$4,093.00	828			
Quarterfinals Total					\$43,842.00	\$21,921.00	4,520		
Second Round	201	Greeneville High School	White Co. High School	\$10,874.00	\$5,437.00	1,148			
	202	Anderson Co. High School	Stone Memorial High School	\$11,952.00	\$5,976.00	1,277			
	203	Red Bank High School	Gibbs High School	\$5,794.00	\$2,897.00	614			
	204	Upperman High School	Alcoa High School	\$15,934.00	\$7,967.00	1,598			
	205	Marshall Co. High School	Dyer Co. High School	\$7,930.00	\$3,965.00	806			
	206	Pearl Cohn High School	Crockett Co. High School	\$4,152.00	\$2,076.00	519			

2025 Football Playoffs Detail

Class	Round	Gm #	Host	Visitor	Gross Receipts	TSSAA Share	Tickets	
Class 4A		207	South Gibson Co. High School	Spring Hill High School	\$7,458.00	\$3,729.00	760	
		208	Springfield High School	Lexington High School	\$11,650.00	\$5,825.00	1,218	
	Second Round Total					\$75,744.00	\$37,872.00	7,940
	Semifinals	401	Greeneville High School	Alcoa High School	\$22,008.00	\$11,004.00	2,352	
		402	Pearl Cohn High School	South Gibson Co. High School	\$7,512.00	\$3,756.00	939	
	Semifinals Total					\$29,520.00	\$14,760.00	3,291
	Class 4A Total					\$245,942.00	\$122,971.00	26,047
	Class 5A	First Round	101	Sevier Co. High School	West High School	\$8,572.00	\$4,286.00	903
			102	Walker Valley High School	Tullahoma High School	\$8,788.00	\$4,394.00	962
			103	Powell High School	Morristown-Hambien High School West	\$5,720.00	\$2,860.00	545
104			Lincoln Co. High School	McMinn Co. High School	\$14,824.00	\$7,412.00	1,514	
105			Rhea Co. High School	Lawrence Co. High School	\$11,258.00	\$5,629.00	1,166	
106			Tennessee High School	Knoxville Halls High School	\$10,208.00	\$5,104.00	1,045	
107			Columbia Central High School	East Hamilton High School	\$7,392.00	\$3,696.00	758	
108			Knoxville Central High School	David Crockett High School	\$4,664.00	\$2,332.00	488	
109			Page High School	Hendersonville High School	\$2,410.00	\$1,205.00	292	
110			Kirkwood High School	Brighton High School	\$4,908.00	\$2,454.00	538	
111			Beech Senior High School	James Lawson High School	\$7,388.00	\$3,694.00	822	
112			Munford High School	Kenwood High School	\$5,880.00	\$2,940.00	618	
113			Henry Co. High School	Overton High School	\$8,704.00	\$4,352.00	857	
114			Nolensville High School	Portland High School	\$7,290.00	\$3,645.00	883	
115			Memphis Central High School	Dickson Co. High School	\$3,096.00	\$1,548.00	345	
116			Station Camp High School	Centennial High School	\$4,972.00	\$2,486.00	566	
First Round Total					\$116,074.00	\$58,037.00	12,302	
Quarterfinals		301	Sevier Co. High School	Lincoln Co. High School	\$16,046.00	\$8,023.00	1,746	
		302	Knoxville Central High School	Knoxville Halls High School	\$15,264.00	\$7,632.00	1,676	
		303	Page High School	Beech Senior High School	\$16,574.00	\$8,287.00	1,946	
		304	Henry Co. High School	Centennial High School	\$13,164.00	\$6,582.00	1,343	
Quarterfinals Total					\$61,048.00	\$30,524.00	6,711	
Second Round		201	Sevier Co. High School	Walker Valley High School	\$12,512.00	\$6,256.00	1,226	
		202	Powell High School	Lincoln Co. High School	\$10,660.00	\$5,330.00	1,087	
		203	Knoxville Halls High School	Lawrence Co. High School	\$7,650.00	\$3,825.00	778	
		204	Columbia Central High School	Knoxville Central High School	\$10,244.00	\$5,122.00	1,059	
		205	Page High School	Kirkwood High School	\$11,252.00	\$5,626.00	1,327	
		206	Beech Senior High School	Munford High School	\$14,424.00	\$7,212.00	1,617	
		207	Henry Co. High School	Nolensville High School	\$13,540.00	\$6,770.00	1,374	
		208	Memphis Central High School	Centennial High School	\$4,050.00	\$2,025.00	461	
Second Round Total					\$84,332.00	\$42,166.00	8,929	
Semifinals		401	Sevier Co. High School	Knoxville Halls High School	\$16,360.00	\$8,180.00	1,784	
		402	Page High School	Centennial High School	\$18,806.00	\$9,403.00	2,227	
Semifinals Total					\$35,166.00	\$17,583.00	4,011	
Class 5A Total					\$296,620.00	\$148,310.00	31,953	
Class 6A		First Round	101	Dobyns Bennett High School	Farragut High School	\$22,078.00	\$11,039.00	2,187
			102	Blackman High School	Gallatin High School	\$10,408.00	\$5,204.00	1,164
			103	Maryville High School	West Ridge High School	\$11,976.00	\$5,988.00	1,367
			104	Lebanon High School	Riverdale High School	\$5,022.00	\$2,511.00	522
			105	Oakland High School	Cookeville High School	\$7,474.00	\$3,737.00	816
	106		Jefferson Co. High School	Bradley Central High School	\$7,844.00	\$3,922.00	839	
	107		Green Hill High School	Smyrna High School	\$9,308.00	\$4,654.00	1,042	
	108		Oak Ridge High School	Science Hill High School	\$10,938.00	\$5,469.00	1,080	
	109		Clarksville High School	Independence High School	\$5,520.00	\$2,760.00	638	
	110		Bartlett High School	Whitehaven High School	\$6,544.00	\$3,272.00	742	
	111		Ravenwood High School	Cane Ridge High School	\$7,378.00	\$3,689.00	901	
	112		Germantown High School	Houston High School	\$3,454.00	\$1,727.00	413	
	113		Collierville High School	White Station High School	\$8,896.00	\$4,448.00	1,037	
	114		Antioch High School	Shelbyville Central High School	\$4,840.00	\$2,420.00	605	
	115		Southwind High School	Arlington High School	\$3,988.00	\$1,994.00	438	
	116		Brentwood High School	Rossvie High School	\$3,490.00	\$1,745.00	431	
	First Round Total					\$129,158.00	\$64,579.00	14,222
	Quarterfinals	301	Blackman High School	Maryville High School	\$16,318.00	\$8,159.00	1,851	
		302	Oakland High School	Green Hill High School	\$10,682.00	\$5,341.00	1,186	
		303	Whitehaven High School	Ravenwood High School	\$6,774.00	\$3,387.00	773	
304		Collierville High School	Southwind High School	\$27,562.00	\$13,781.00	3,129		
Quarterfinals Total					\$61,336.00	\$30,668.00	6,939	

2025 Football Playoffs Detail

Class	Round	Gm #	Host	Visitor	Gross Receipts	TSSAA Share	Tickets	
Class 6A	Second Round	201	Dobyns Bennett High School	Blackman High School	\$19,486.00	\$9,743.00	1,953	
		202	Maryville High School	Riverdale High School	\$16,058.00	\$8,029.00	1,844	
		203	Oakland High School	Bradley Central High School	\$8,652.00	\$4,326.00	943	
		204	Green Hill High School	Science Hill High School	\$11,728.00	\$5,864.00	1,319	
		205	Whitehaven High School	Independence High School	\$6,928.00	\$3,464.00	789	
		206	Ravenwood High School	Houston High School	\$11,694.00	\$5,847.00	1,430	
		207	Collierville High School	Antioch High School	\$12,234.00	\$6,117.00	1,368	
		208	Southwind High School	Brentwood High School	\$4,748.00	\$2,374.00	536	
	Second Round Total					\$91,528.00	\$45,764.00	10,182
	Semifinals	401	Oakland High School	Blackman High School	\$26,542.00	\$13,271.00	3,057	
402		Ravenwood High School	Southwind High School	\$16,728.00	\$8,364.00	2,045		
Semifinals Total					\$43,270.00	\$21,635.00	5,102	
Class 6A Total					\$325,292.00	\$162,646.00	36,445	
Class A	First Round	102	Friendship Christian School	Tipton-Rosemark Academy	\$3,176.00	\$1,588.00	397	
		104	Donelson Christian Academy	Providence Academy	\$2,574.00	\$1,287.00	305	
		106	Jackson Christian School	Concord Christian School	\$3,994.00	\$1,997.00	377	
		107	Trinity Christian Academy	Franklin Christian Academy	\$4,472.00	\$2,236.00	401	
		108	Middle Tennessee Christian School	Grace Baptist Academy	\$776.00	\$388.00	80	
	First Round Total					\$14,992.00	\$7,496.00	1,560
	Quarterfinals	201	Providence Christian Academy	Friendship Christian School	\$6,734.00	\$3,367.00	727	
		202	University School of Jackson	Donelson Christian Academy	\$6,684.00	\$3,342.00	710	
		203	Nashville Christian School	Jackson Christian School	\$9,782.00	\$4,891.00	1,026	
		204	Trinity Christian Academy	Middle Tennessee Christian School	\$5,326.00	\$2,663.00	529	
Quarterfinals Total					\$28,526.00	\$14,263.00	2,992	
Semifinals	301	Providence Christian Academy	University School of Jackson	\$7,774.00	\$3,887.00	860		
	302	Nashville Christian School	Trinity Christian Academy	\$9,504.00	\$4,752.00	964		
Semifinals Total					\$17,278.00	\$8,639.00	1,824	
Class A Total					\$60,796.00	\$30,398.00	6,376	
Class AA	First Round	101	Lausanne Collegiate School	Davidson Academy	\$2,648.00	\$1,324.00	304	
		102	Goodpasture Christian School	Christian Academy of Knoxville	\$4,924.00	\$2,462.00	548	
		103	Franklin Road Academy	Lakeway Christian Academy	\$1,840.00	\$920.00	230	
		104	Silverdale Baptist Academy	Evangelical Christian School	\$7,476.00	\$3,738.00	813	
		105	Boyd Buchanan High School	Pope Saint John Paul II Preparatory School	\$4,020.00	\$2,010.00	362	
		106	Northpoint Christian School	Grace Christian Academy - Franklin	\$4,704.00	\$2,352.00	588	
		107	Battle Ground Academy	Notre Dame High School	\$4,544.00	\$2,272.00	518	
		108	Grace Christian Academy - Knoxville	St. George's Independent School	\$6,492.00	\$3,246.00	641	
	First Round Total					\$36,648.00	\$18,324.00	4,004
	Quarterfinals	201	Lausanne Collegiate School	Christian Academy of Knoxville	\$2,220.00	\$1,110.00	253	
202		Franklin Road Academy	Silverdale Baptist Academy	\$6,154.00	\$3,077.00	760		
203		Boyd Buchanan High School	Grace Christian Academy - Franklin	\$5,076.00	\$2,538.00	471		
204		Grace Christian Academy - Knoxville	Battle Ground Academy	\$7,716.00	\$3,858.00	837		
Quarterfinals Total					\$21,166.00	\$10,583.00	2,321	
Semifinals	301	Franklin Road Academy	Lausanne Collegiate School	\$5,944.00	\$2,972.00	732		
	302	Boyd Buchanan High School	Battle Ground Academy	\$5,276.00	\$2,638.00	509		
Semifinals Total					\$11,220.00	\$5,610.00	1,241	
Class AA Total					\$69,034.00	\$34,517.00	7,566	
Class AAA	First Round	101	Christian Brothers High School	Knoxville Catholic High School	\$8,448.00	\$4,224.00	1,006	
		103	McCallie School	Father Ryan High School	\$4,852.00	\$2,426.00	499	
		105	Lipscomb Academy	Christ Presbyterian Academy	\$7,142.00	\$3,571.00	815	
		107	Montgomery Bell Academy	Memphis University School	\$9,598.00	\$4,799.00	1,048	
	First Round Total					\$30,040.00	\$15,020.00	3,368
	Quarterfinals	201	Baylor School	Knoxville Catholic High School	\$8,372.00	\$4,186.00	984	
		202	Briarcrest Christian School	McCallie School	\$7,582.00	\$3,791.00	913	
		203	Ensworth High School	Christ Presbyterian Academy	\$14,238.00	\$7,119.00	1,686	
		204	Brentwood Academy	Montgomery Bell Academy	\$17,416.00	\$8,708.00	2,086	
	Quarterfinals Total					\$47,608.00	\$23,804.00	5,669
Semifinals	301	Baylor School	McCallie School	\$49,808.00	\$24,904.00	6,226		
	302	Brentwood Academy	Christ Presbyterian Academy	\$17,638.00	\$8,819.00	2,105		
Semifinals Total					\$67,446.00	\$33,723.00	8,331	
Class AAA Total					\$145,094.00	\$72,547.00	17,368	
Grand Total					\$1,682,732.00	\$841,366.00	181,034	

Unfiled Football Financial Forms (as of 1/12/2025)

Bolton High School	2025-11-07 vs Dyersburg
Fairley High School	Two Games: 2025-11-07 vs JCM, 2025-11-14 vs East Nashville
Mitchell High School	2025-11-07 vs Peabody



ENHANCE | EQUIP | EXCEL

TENNESSEE INTERSCHOLASTIC ATHLETIC ADMINISTRATORS ASSOCIATION





ENHANCE | EQUIP | EXCEL

THE MISSION AND VISION

OUR MISSION

The Tennessee Interscholastic Athletic Administrators Association (TIAAA) supports the development of athletic administrators in secondary interscholastic athletics. The TIAAA is committed to excellence in athletics through promoting professional standards and encouraging practices essential to athletic administration development. TIAAA is the state's affiliate of the National Interscholastic Athletic Administrators Association (NIAAA).

OUR VISION

The vision of the TIAAA is to promote professional development, network with other athletic administrators across our state and nation, and to strive for best practices in our profession. We will pursue excellence through relationships and will demonstrate the characteristics of humility, responsibility, service, and teachability. We foresee athletic administrators from both public and private schools collaborating for the benefit of the student athletes through our education-based athletic programs. We aim to give back to student-athletes, athletic administrators, and communities across the nation through scholarships, annual awards, and charitable endeavors.



ENHANCE | EQUIP | EXCEL

THE HISTORY OF TIAAA




What we know today as the Tennessee Interscholastic Athletic Administrators Association first began in 1983. Bob Polston was elected as the organization's first president, and Bill Todd the first vice president.

The Organization changed its name in March of 1986 to the Tennessee High School Athletic Administrators Association, or THSAAA.

The first State Athletic Directors Conference was held in Nashville in 1991. The conference has been held in various locations across the State.

The organization adopted the name Tennessee Interscholastic Athletic Administrators Association (TIAAA) in 2002 and has performed under that name ever since. TIAAA membership has grown immensely since its beginnings, and we hope to continue membership growth as well as the overall growth of the organization in the upcoming years.



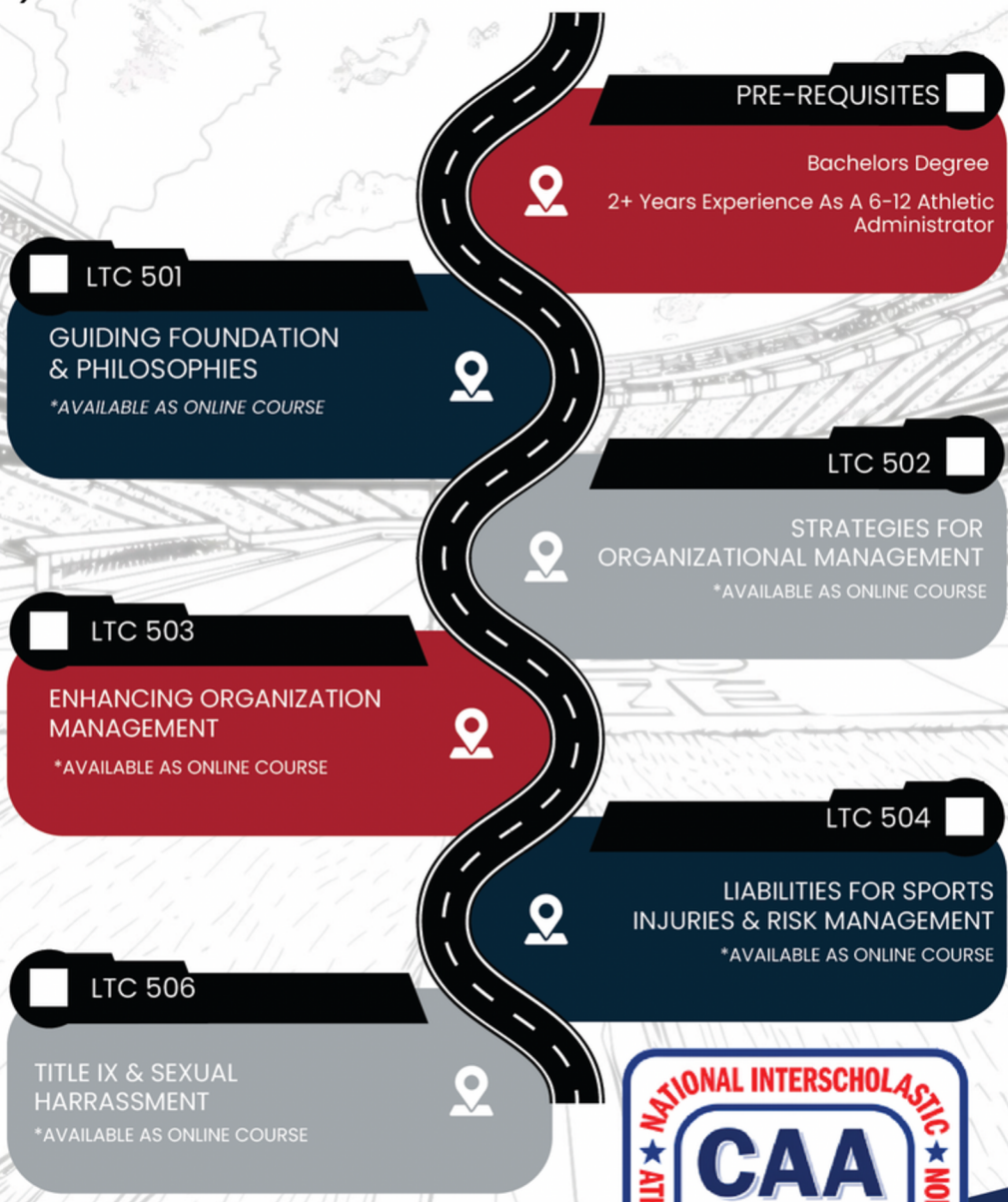


ENHANCE | EQUIP | EXCEL

CERTIFIED ATHLETIC ADMINISTRATOR (CAA)

ROADMAP TO CAA CERTIFICATION

CERTIFIED ATHLETIC ADMINISTRATOR (CAA)





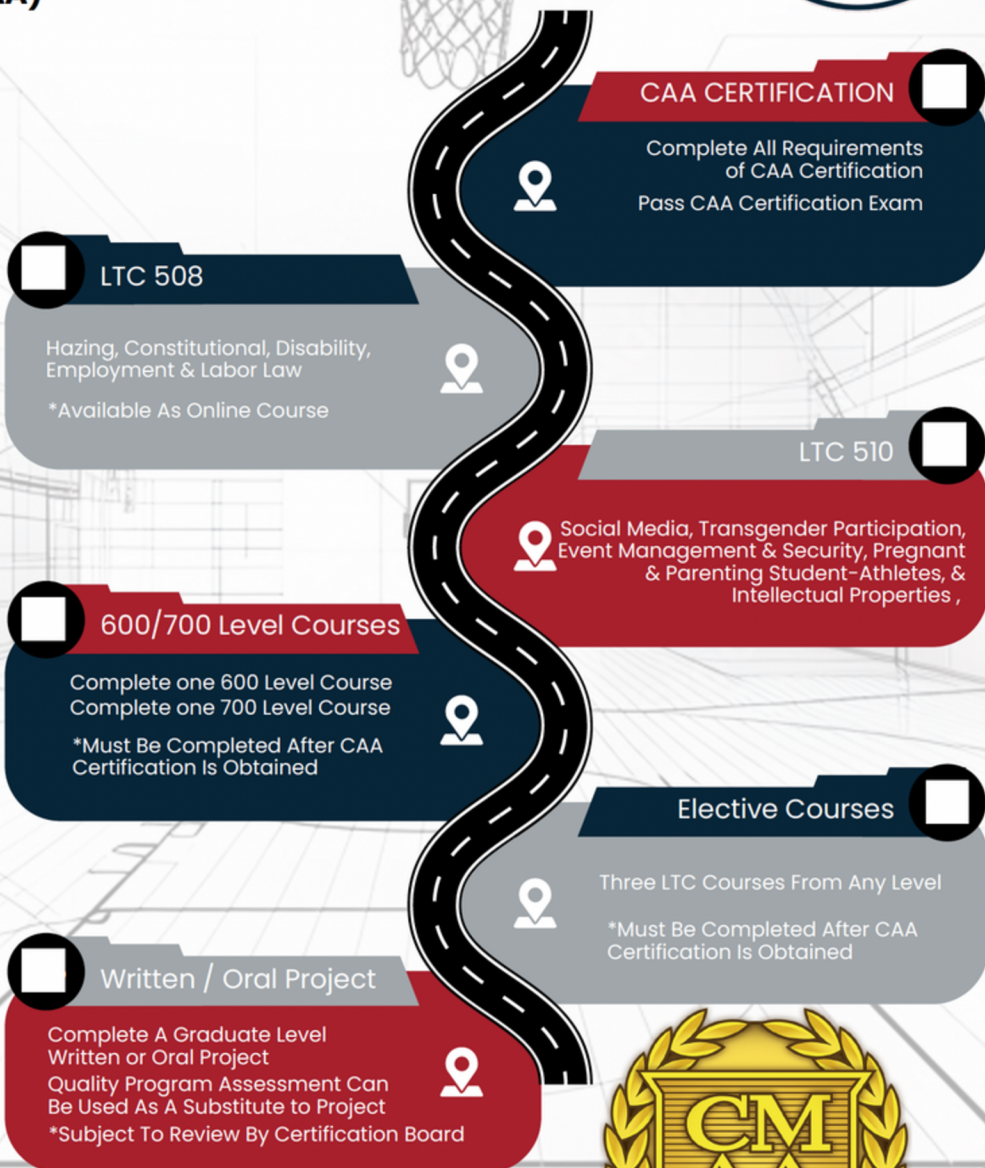
ENHANCE | EQUIP | EXCEL

CERTIFIED MASTER ATHLETIC ADMINISTRATOR (CMAA)

ROADMAP TO CMAA CERTIFICATION



CERTIFIED MASTER ATHLETIC ADMINISTRATOR (CMAA)





ENHANCE | EQUIP | EXCEL

LEADERSHIP TRAINING COURSE HISTORY

2010: LTC 502, 508, 630, 730

2011: LTC 506, 710

2012: LTC 501, 707

2013: LTC 506, 508

2014: LTC 502, 504, 700

2015: LTC 501, 511, 614, 620

2016: LTC 506, 619, 631, 721

2017: LTC 503, 508, 510, 705

2018: LTC 501, 504, 700, 714, 799

2019: LTC 502, 610, 615, 701, 720

2021: LTC 503, 506, 617, 700, 706

2022: LTC 508, 628, 630, 631, 716

2023: LTC 504, 506, 510, 611, 703, 723

2024: LTC 508, 603, 700, 701, 704, 710B

2025: LTC 501, 502, 503, 504, 506, 601, 616, 618, 717

2026: LTC 501, 502, 503, 504, 506, 705, 712

HISTORICAL CERTIFICATION DATA

TOTAL NIAAA CERTIFICATIONS AS OF JANUARY 6, 2026

RAA-44

RMSAA-5

CAA-82

CMAA-24



ENHANCE | EQUIP | EXCEL

NIAAA CLASSROOM

ONLINE COURSES

The NIAAA online courses are available anytime, anywhere—so you can take them at your own pace whenever and wherever you would like. Plus, all online courses lead to certification.

Each four-hour course includes a digital manual, an interactive teaching style, instructional videos and more to help make the learning process interesting, easy and convenient for you.

COURSE OFFERINGS

LTC 501

LTC 502

LTC 503

LTC 504

LTC 506

LTC 508

LTC 510

LTC 700

LTC 701

LTC 901

LTC 902

LTC 903

LTC 904

WEBINARS

Every spring, summer and fall, the NIAAA offers select courses in a webinar format, scheduled on set days and times.

Webinars offer live teaching and small class sizes. They also allow you to take courses from the comfort of your home or office while receiving the same quality instruction, interaction and networking opportunities provided by a classroom setting.

Each four-hour webinar includes a digital manual, live interaction with your instructor and classmates, and more.

**VISIT: www.niaaa.org/how-to-get-certified
for more information and webinar schedules.**



ENHANCE | EQUIP | EXCEL

QUALITY PROGRAM ASSESSMENT

The Quality Program Assessment is a tool used to examine the infrastructure of athletic programs. Below are the ten evaluation categories used to collect data and measure the quality of QPA Programs.

PHILOSOPHY

**EDUCATIONAL
COMPATIBILITY**

MENTORING

**SAFETY & RISK
MANAGEMENT**

**ACCESS &
EQUITY**

**PERSONNEL
& PROGRAM
ASSESSMENT**

TECHNOLOGY

**SPORTS
MEDICINE**

**INNOVATION &
CREATIVITY**

**STAFF &
STUDENT
LEADERS**

2018

**Christ
Presbyterian
Academy**



2023

**Valor
Collegiate
Academy**



2024

**Currey
Ingram
Academy**



2025

**St. George's
Independent
School**



2025

**Gibbs
High
School**





ENHANCE | EQUIP | EXCEL

THE 14 LEGAL DUTIES

DUTY TO PLAN

DUTY TO SUPERVISE

DUTY TO ASSESS ATHLETES

DUTY TO MAINTAIN SAFE PLAYING CONDITIONS

DUTY TO PROVIDE SAFE EQUIPMENT

DUTY TO INSTRUCT PROPERLY

DUTY TO MATCH ATHLETES

DUTY TO CONDITION PROPERLY

DUTY TO WARN

DUTY TO ENSURE ATHLETES ARE COVERED BY INJURY INSURANCE

DUTY TO PROVIDE EMERGENCY CARE

DUTY TO DESIGN A PROPER EMERGENCY RESPONSE PLAN

DUTY TO DESIGN A PROVIDE PROPER TRANSPORTATION

DUTY TO SELECT, TRAIN, & SUPERVISE COACHES



ENHANCE | EQUIP | EXCEL

TIAAA SOCIAL MEDIA



@TIAAA_Ad



@tn_tiaaa



TIAAA



The TN AD Podcast



ENHANCE | EQUIP | EXCEL

BOARD OF DIRECTORS



TIAAA 2025-2026 BOARD OF DIRECTORS



Greg Wyant, CMAA
President



Mike Ellson, CMAA
Executive Director



Michelle York, CMAA
President-Elect



Kelly B. Fish, CMAA
Past President



Michelle York, CMAA
Mentorship Chair



Benji Gray, CMAA
Awards Chair



Reid McFadden,
Health & Wellness Chair



Ben Collins,
Secretary



Bryan Brown, CAA
Membership Chair



Patrice Elder, CAA
Equity and
Community
Engatment



Corby Lucas, CMAA
Treasurer



Tony Clower, CMAA
PD Curriculum
Chair



Patrick Miller, CMAA
State LTC
Coordinator



Cameron Hill, CAA
NIAAA Liaison



Scott Dorsett, CMAA
Retired AD Chair



Matt Cox, CMAA
Communications
Chair



ENHANCE | EQUIP | EXCEL

REGIONAL BOARD MEMBERS

TIAAA 2025-2026 REGIONAL BOARD MEMBERS



Region 1



Ben Collins, CAA
Region 2,



Scott Carroll, CMAA,
Region 3



E.J. Wood, CAA
Region 4



Jeff Chatman
Region 5



Benji Gray, CMAA
Region 6



Dexter Williams, CAA
Region 7



Chris Parker, CAA
Region 8



India Weaver,
CMAA
Region 9



Michelle York, CMAA
At-Large West



Jena Jones, CMAA,
At-Large Middle



Dustin Mynatt, CAA
At-Large East





ENHANCE | EQUIP | EXCEL

2026 STATE CONFERENCE



2026 TENNESSEE STATE Conference

 www.tiaaa.org

REGISTRATION IS NOW OPEN FOR THE 2026 TENNESSEE ATHLETIC DIRECTORS CONFERENCE



FRIDAY-MONDAY
APRIL 10-13, 2026



KNOXVILLE
CROWNE PLAZA HOTEL

REGISTER NOW

HOTEL REGISTRATION

CONFERENCE REGISTRATION





ENHANCE | EQUIP | EXCEL

2026 STATE CONFERENCE



ENHANCE | EQUIP | EXCEL

2026 Tennessee State Athletic Directors Conference
Crowne Plaza - Knoxville, Tennessee
All Events are Eastern Standard Time
Revised on 1-10-2026 at 6:30 PM

Tentative schedule, all but Leadership Training Courses are subject to change.

Monday, March 30 (virtual)

4 - 8 p.m. Leadership Training Course, **sponsored by FinalForms**
*LTC [501](#) : Guiding Foundations and Philosophies- **Zoom**

Monday, April 6 (virtual)

4 - 8 p.m. Leadership Training Course, **sponsored by FinalForms**
*LTC [502](#) : Strategies for Organizational Management- **Zoom**

Thursday, April 9 (in-person)

4 - 8 p.m. Leadership Training Courses, **sponsored by FinalForms**
*LTC [503](#) : Enhancing Organization Management- **Meet at Boardroom in Crowne Plaza**

Friday, April 10

8:30 a.m. - 10:30 a.m. TIAAA Board of Directors Business Meeting & Lunch (Board members only)
12:30 - 5 p.m. Conference Registration
12 - 4 p.m. Exhibit Hall: Vendor Set-Up
1 - 5 p.m. Leadership Training Courses, **sponsored by FinalForms**
*LTC 504 Legal Issues I: Liability for Sport Injuries and Risk Management- **Salon A**
LTC 712 Ethical Decision-Making in Education-Based Interscholastic Sport Programs- **Salon B**
1 - 1:50 p.m. Workshop-How to get Involved in the TIAAA & NIAAA: TIAAA Board- **Salon C**
2 - 2:50 p.m. Workshop-Getting Back to the Basics of Education-Based Athletics for Parents: Jena Jones (The Webb School)-**Salon C**
3 - 3:50 p.m. Workshop: Mentoring Athletic Administrators: Michelle York (St. George's)- **Salon C**
4 - 5:30 p.m. Exhibit Hall Open
5:30 - 6:30 p.m. **Opening General Session, sponsored by**
Keynote, Jeremy Boone, Winning Leader
Exhibit Hall Open
6:30 - 8:30 p.m. Happy Hour, **sponsored by**
Dinner in Open Exhibit Hall, Exhibit Hall Drawings, **sponsored by Visit Knoxville**

Saturday, April 11

8 - 9 a.m. Conference Registration Open
8 a.m. - 1:00 p.m. Exhibit Hall is Open, Visit with Conference Vendors
8:30 - 9:15 a.m. Athletic Administrator Workshop
• CAA Exam Review, Corby Lucas, CMAA (Harding Academy, Nashville) & ??- **Boardroom**
9:20 - 9:25 a.m. Door Prizes in the Exhibit Hall



ENHANCE | EQUIP | EXCEL

2026 STATE CONFERENCE

- 9:30 - 10:15 a.m. Athletic Administrator Roundtables
- School-Based Athletic Directors Roundtable: - **Salon A**
 - District Athletic Directors Roundtable: - **Salon B**
 - Middle School Athletic Directors Roundtable: - **Salon C**
- 10:20 - 10:25 a.m. Door Prizes in the Exhibit Hall
- 10:30 - 11:15 a.m. Athletic Administrator Workshops
- Workshop- **Salon A, sponsored by**
 - NIAAA Organization Updates: Dustin Smith, CMAA, NIAAA Board President, Executive Director of Athletics (Broken Arrow, OK)- **Salon B, sponsored by**
 - Workshop:- **Salon C, sponsored by**
- 11:20 - 11:25 a.m. Door Prizes in the Exhibit Hall
- 11:15 a.m. - 1 p.m. Visit Exhibit Hall & Lunch on your own
- 1 p.m. Exhibit Hall Closes
- 1 p.m. Networking and Social Opportunities
- Visit Market Square & Downtown Knoxville

Sunday, April 12

- 7 - 7:50 a.m. Chapel Service- **Salon C**
- 8 a.m. - 12 p.m. Leadership Training Courses **sponsored by FinalForms**
- *LTC 506 Legal Issues II: Title IX and Sexual Harassment- **Salon A**
 - LTC 705 Coach Centered Educational Athletics: A Character Based Coach to Coach Mentoring Program- **Salon B**
- 9 - 9:50 a.m. Workshop: AD Tricks of the Trade: Greg Wyant (Siegel)? & India Weaver? (Shelby County)- **Salon C**
- 10 - 10:50 a.m. *Student Athletes, Eating Disorders & Mental Health: Rachael Steil* Workshop- **Salon C**
- 11- 11:50 a.m. Workshop: Female Athletic Directors Forum: Patrice Elder, Michelle York, Kelly Fish- **Salon C**
- 12:15 - 2 p.m. TIAAA Hall of Fame Induction and Awards Luncheon**
- 2:15 - 3:15 PM *TSSAA Updates: Mark Reeves, TSSAA Executive Director* - **Salon A, B, C**
- 3:15 - 4 p.m. Athletic Administrator Workshops
- How to Become Certified/Certification Process; Patrice Elder, CAA (TIAAA Board), Corby Lucas, CMAA, Michelle York, CMAA - **Salon A**
 - TSSAA Middle School Updates: Richard McWhirter, TSSAA Assistant Executive Director & Emily Crowell, TSSAA Assistant Executive Director - **Salon B**
 - Workshop: Helping see the game through an Official's Lens: EJ Wood (TSSAA)- **Salon C**
- 4 - 4:30 p.m. TIAAA Annual Business Meeting: Association Updates & Board Elections- **Salon B & C**
- 5 - 6 p.m. Greg Wyant, CAA & TIAAA President Presiding
- 6:15 - 8 p.m. Facility Tour
- Workshop, Dinner, and Door Prizes at ?????
- sponsored by**

Monday, April 13

- 7 - 8:30 a.m. CAA Exam
- 7:30 - 8:30 a.m. Strategic Planning Committee Meeting (Committee members only attend.)
- 8:45 - 9:45 a.m. Athletic Administrator Workshops
- Workshop: Dealing with Challenging Personalities: Patrick Miller (South-Doyle Middle) & Scott Dorsett-**Salon A**
 - Workshop: Mental Health Game Plan for Athletic Administrators: Reid McFadden (Currey-Ingram)- **Salon B**



ENHANCE | EQUIP | EXCEL

2026 STATE CONFERENCE

10 - 11 a.m.
11 a.m. - 12 p.m.

- Workshop: Using Technology to enhance an Athletic Department: Chris Parker (Dyer County) & Jeff Curtis (Collierville)- **Salon C**
Closing General Session: Keynote: - **Salon A, B, C**
TBA

**Indicates TASL credit approved for Leadership Training Course.*

ENHANCE | EQUIP | EXCEL



December 11, 2025, Legislative Council Meeting

Approved

- Proposal to adjust the practice calendar for high school basketball programs to ensure they have at least three weeks of practice before Hall of Champions contests.
- Proposal to allow students who are academically ineligible the first semester to participate in athletics once final grades have been posted or when school resumes on or after January 1, whichever occurs first, provided they met the academic requirements during the first semester. This change became effective immediately.
- Proposal to allow coaches to coach their own children during times when the TSSAA Sports Calendar does not permit them to coach students from their own school, provided no other students from the coach's school are involved in the activity.
- New transfer provision to allow students who transfer due to a school closing to be eligible immediately.
- Change to allow DI schools to host DII schools in approved cooperative programs.
- Changes to membership deadlines and administrative process.
- Updated language for Tuition & Financial Aid and addition of fine for schools not in compliance with reporting requirements.
- Addition of 'consent to treat' under Physical Examination & Parental Consent.

Denied

- Proposal to allow students to transfer schools without loss of varsity eligibility after failing to make the team at their previous school.
- Proposal to increase the number of students who can receive individual instruction from their coaches in a given day. The proposal kept the current numbers assigned to each sport but allowed a coach to have multiple sessions in a day, provided they take place in separate locations or at different times.

Tabled

- Proposal to remove the requirement for classified employees to take the NFHS Fundamentals of Coaching and NFHS Sport First Aid courses.
- Proposed change to expand "athletic coaching links" to practice during the summer with a school team. The state needs to determine a standard that must be met before a student can participate with a school during the summer.

Discussion Items

- Transfer Rule
- Scrimmages and Jamborees

Blue highlight indicates a deviation from the set NFHS Week due to holidays or regulations

DEAD PERIOD

	Day of Week	NFHS Week	2026	2027
Dead Period	Mon-Sun	52 & 1	Jun 22-Jul 5	Jun 28-Jul 11

*The second week of the Dead Period is always the week of July 4th

IMPORTANT MEETINGS

	Day of Week	NFHS Week	2026-27	2027-28
August Board of Control Meeting	Mon	7	Aug 17	Aug 16
West Regional Meeting		18 or 19	Wed Nov 4	TBD
Middle Regional Meeting		18 or 19	Mon Nov 9	TBD
East Regional Meeting		18 or 19	Tue Nov 10	TBD
November Board of Control Meeting	Thu	20	Nov 19	Nov 18
December Legislative Council Meeting	Thu	23	Dec 10	Dec 9
January Board of Control Meeting	Thu	28	Jan 14	Jan 13
March Board of Control Meeting	Wed	35	Mar 3	Mar 1
April Legislative Council Meeting	Tue	40 or 41	Apr 13	TBD
June Board of Control Meeting	Tue-Thu	49	Jun 8-10	Jun 6-8

MIDDLE SCHOOL FALL SPORTS

	Day of Week	NFHS Week	2026-27	2027-28
Heat Acclimatization (Football)	Mon	2	Jul 13	Jul 12
First Practice Date (Football)	Mon	3	Jul 20	Jul 19
First Practice Date (All Other Sports)	Mon	4	Jul 27	Jul 26
First Contest Date	<i>This date for middle school sports is left to the discretion of the schools.</i>			
Cross Country Sectionals (must be completed)	Sat	12	Sep 26	Sep 25
Cross Country State Championships	Sat	13	Oct 3	Oct 2
Volleyball Sectionals (must be completed)	Sat	13	Oct 3	Oct 2
Volleyball State Championships	Thu-Fri	14	Oct 8-9	Oct 7-8
Girls' Soccer Sectionals (must be completed)	Sat	13	Oct 3	Oct 2
Girls' Soccer State Championships	Thu-Fri	14	Oct 8-9	Oct 7-8

GOLF

	Day of Week	NFHS Week	2026-27	2027-28
First Practice Date	Mon	2	Jul 13	Jul 12
First Contest Date	Mon	4	Jul 27	Jul 26
Districts 1 (Must be completed by)	Tue	12	Sep 22	Sep 21
Districts 2 (Must be completed by)	Fri	12	Sep 25	Sep 24
Regions 1 (Must be completed by)	Mon	13	Sep 28	Sep 27
Regions 2 (Must be completed by)	Wed	13	Sep 30	Sep 29
State Championships 1	Mon-Tue	14	Oct 5-6	Oct 4-5
State Championships 2	Thu-Fri	14	Oct 8-9	Oct 7-8

<i>Current Rotation:</i>	1-DI A & DII A	1-DI AA & DII AA
	2-DI AA & DII AA	2-DI A & DII A

VOLLEYBALL

	Day of Week	NFHS Week	2026-27	2027-28
First Practice Date	Mon	4	Jul 27	Jul 26
First Contest Date	Mon	7	Aug 17	Aug 16
DI Districts	Fri	14	Oct 9	Oct 8
DII Regions Completed	Sat	14	Oct 10	Oct 9
DI Regions/DII First Round	Tue	15	Oct 13	Oct 12
DI Sectionals	Thu	15	Oct 15	Oct 14
DII Quarterfinals	Sat	15	Oct 17	Oct 16
State Championships	Tue-Fri	16	Oct 20-23	Oct 19-22
<i>DII Rotation:</i>				
			AA, A	A, AA
<i>DI Rotation:</i>				
			A, AA, AAA	AA, AAA, A

GIRLS' SOCCER

	Day of Week	NFHS Week	2026-27	2027-28
First Practice Date	Mon	4	Jul 27	Jul 26
First Contest Date	Mon	7	Aug 17	Aug 16
DI Districts	Fri	15	Oct 16	Oct 15
DII A Regions Completed/DII AA First Round	Sat	15	Oct 17	Oct 16
DI Region Semifinals/DII A First Round	Tue	16	Oct 20	Oct 19
DI Region Finals	Thu	16	Oct 22	Oct 21
DI Sectionals/DII A Quarterfinals/ DII AA Quarterfinals	Sat	16	Oct 24	Oct 23
State Championships	Tue-Fri	17	Oct 27-30	Oct 26-29

CROSS COUNTRY

	Day of Week	NFHS Week	2026-27	2027-28
First Practice Date	Mon	4	Jul 27	Jul 26
First Contest Date	Mon	7	Aug 17	Aug 16
DI & DII A Regions	Sat	17	Oct 31	Oct 30
State Championships	Thu-Fri	18	Nov 5-6	Nov 4-5

FOOTBALL

	Day of Week	NFHS Week	2026-27	2027-28
Heat Acclimatization	Mon	3	Jul 20	Jul 19
First Practice Date	Mon	4	Jul 27	Jul 26
First Contest Date (formerly Week 0)	Mon	7	Aug 17	Aug 16
DI/DII First Round	Fri	18	Nov 6	Nov 5
DI Second Round/DII Quarterfinals	Fri	19	Nov 13	Nov 12
DI Quarterfinals/DII Semifinals	Fri	20	Nov 20	Nov 19
DI Semifinals	Fri	21	Nov 27	Nov 26
State Championships	Thu-Sat	22	Dec 3-5	Dec 2-4

MIDDLE SCHOOL WINTER SPORTS

	Day of Week	NFHS Week	2026-27	2027-28
First Practice Date	Mon	13	Sep 28	Sep 27
First Contest Date	<i>This date for middle school sports is left to the discretion of the schools.</i>			
Wrestling Sectionals (must be completed)	Sat	23	Dec 12	Dec 11
Wrestling State Championships	Fri	24	Dec 18	Dec 17
Basketball Sectionals (must be completed)	Sat	31	Feb 6	Feb 5
Basketball State Championships	Fri-Sat	32	Feb 12-13	Feb 11-12

BOWLING

	Day of Week	NFHS Week	2026-27	2027-28
First Practice Date	Mon	9	Aug 31	Aug 30
First Contest Date	Mon	13	Sep 28	Sep 27
Individual Qualifying Tournaments (Must be completed by)	Mon	23	Dec 7	Dec 6
Districts	Fri	24	Dec 18	Dec 17
Regions	Wed	28	Jan 13	Jan 12
Girls' Sectionals	Fri	28	Jan 15	Jan 14
Boys' Sectionals	Sat	28	Jan 16	Jan 15
State Championships	Wed-Fri	29	Jan 20-22	Jan 19-21

WRESTLING

	Day of Week	NFHS Week	2026-27	2027-28
First Practice Date	Mon	17	Oct 26	Oct 25
First Contest Date	Mon	20	Nov 16	Nov 15
Dual Regions (all divisions)	Fri	29	Jan 22	Jan 21
Dual Sectionals (Girls' & DI)	Sat	29	Jan 23	Jan 22
Dual State Championships (all divisions)	Sat	30	Jan 30	Jan 29
Individual Regions (Girls', DI & DII)	Sat	31	Feb 6	Feb 5
Individual Girls' & DI Sectionals	Sat	32	Feb 13	Feb 12
DII Individual State Championships	Fri-Sat	32	Feb 12-13	Feb 11-12
DI Individual State Championships	Fri-Sat	33	Feb 19-20	Feb 18-19

BASKETBALL

	Day of Week	NFHS Week	2026-27	2027-28
First Practice Date	Mon	17	Oct 26	Oct 25
Hall of Champions Games	Mon-Sat	20	Nov 16-21	Nov 15-20
First Contest Date	Mon	21	Nov 23	Nov 22
DII A Region Completed	Sat	33	Feb 20	Feb 19
DII Girls' First Round	Tue	34	Feb 23	Feb 22
DI Districts/DII Boys' First Round	Wed	34	Feb 24	Feb 23
DI Girls' Region Quarterfinals/DII A Girls' Quarterfinals/DII AA Girls' Quarterfinals	Fri	34	Feb 26	Feb 25
DI Boys' Region Quarterfinals/DII A Boys' Quarterfinals/DII AA Boys' Quarterfinals	Sat	34	Feb 27	Feb 26
DI Girls' Region Semifinals	Mon	35	Mar 1	Feb 28
DI Boys' Region Semifinals	Tue	35	Mar 2	Feb 29
DI Girls' Region Finals	Wed	35	Mar 3	Mar 1
DI Boys' Region Finals	Thu	35	Mar 4	Mar 2
DII State Championships	Thu-Sat	35	Mar 4-6	Mar 2-4
DI Girls' Sectionals	Sat	35	Mar 6	Mar 4
DI Boys' Sectionals	Mon	36	Mar 8	Mar 6
Girls' State Championships	Wed-Sat	36	Mar 10-13	Mar 8-11
Boys' State Championships	Wed-Sat	37	Mar 17-20	Mar 15-18
DII Rotation:				
			A, AA	AA, A
DI Rotation:				
			3A, 4A, 1A, 2A	4A, 1A, 2A, 3A

MIDDLE SCHOOL SPRING SPORTS

	Day of Week	NFHS Week	2026-27	2027-28
First Practice Date	Mon	31	Feb 1	Jan 31
First Contest Date	<i>This date for TMSAA sports is left to the discretion of the schools.</i>			
Baseball, Softball, and Track & Field Sectionals (must be completed)	Sat	45	May 15	May 13
Baseball State Championships	Tue-Wed	46	May 18-19	May 16-17
Softball State Championships	Tue-Wed	46	May 18-19	May 16-17
Soccer State Championships	Wed-Thu	46	May 19-20	May 17-18
Track & Field State Championships	Mon	47	May 24	May 22

*When Week 47 is the same week as Memorial Day, all weeks shift: State Championship is Week 45 (46 for Track); First Practice Week 30

TENNIS

	Day of Week	NFHS Week	2026-27	2027-28
First Practice Date	Mon	32	Feb 8	Feb 7
First Contest Date	Mon	35	Mar 1	Feb 28
DI Districts	Wed	44	May 5	May 3
DI Girls' Team Finals	Thu	44	May 6	May 4
DI Boys' Team Finals/DII AA Girls' Team First Round	Fri	44	May 7	May 5
DII AA Boys' Team First Round, DII A Regions (must be completed)	Sat	44	May 8	May 6
DI Region Singles & Doubles	Mon-Tue	45	May 10-11	May 8-9
DII A Girls' Team First Round	Tue	45	May 11	May 9
DII A Boys' Team First Round	Wed	45	May 12	May 10
DI Girls' Team Sectionals	Thu	45	May 13	May 11
DI Boys' Team Sectionals/DII A Girls' Team Quarterfinals/DII AA Girls' Team Quarterfinals	Fri	45	May 14	May 12
DII A Boys' Team Quarterfinals/DII AA Boys' Team Quarterfinals	Sat	45	May 15	May 13
State Championships	Tue-Fri	46	May 18-21	May 16-19

*When Week 47 is the same week as Memorial Day, all weeks shift: State Championship is Week 46; First Practice Week 32; First Contest Week 35

GIRLS' FLAG FOOTBALL

	Day of Week	NFHS Week	2026-27	2027-28
First Practice Date	Mon	32	Feb 8	Feb 7
First Contest Date	Mon	35	Mar 1	Feb 28
Region Tournaments (MBC By)	Sat	45	May 15	May 13
State Championships	Thu-Fri	46	May 20-21	May 18-19

*When Week 47 is the same week as Memorial Day, all weeks shift: State Championship is Week 45; First Practice Week 31; First Contest Week 34

LACROSSE

	Day of Week	NFHS Week	2026-27	2027-28
First Practice Date	Mon	32	Feb 8	Feb 7
First Contest Date	Mon	35	Mar 1	Feb 28
DI & DII Playoff Seeds (MBC By)	Thu	44	May 6	May 4
DI & DII State Quarterfinals (MBC By)	Sat	44	May 8	May 6
DI & DII State Semifinals	Sat	45	May 15	May 13
DI & DII State Championships	Fri-Sat	46	May 21-22	May 19-20

*When Week 47 is the same week as Memorial Day, all weeks shift: State Championship is Week 45; First Practice Week 31; First Contest Week 34

BASEBALL

	Day of Week	NFHS Week	2026-27	2027-28
First Practice Date	Mon	33	Feb 15	Feb 14
First Contest Date	Mon	36	Mar 8	Mar 9
DI Districts	Tue	45	May 11	May 9
DII A Regions	Wed	45	May 12	May 10
DII AA First Round Series; DI Region Tournament	Fri-Sat	45	May 14-15	May 12-13
DII A First Round Game	Sat	45	May 15	May 13
DI Sectional Series; DII A Quarterfinal Series	Wed-Sat	46	May 19-22	May 17-20
DII AA Quarterfinal Series	Fri-Sat	46	May 21-22	May 19-20
State Championships	Tue-Fri	47	May 25-28	May 23-26

*When Week 47 is the same week as Memorial Day, all weeks shift: State Championship is Week 46; First Practice Week 32; First Contest Week 35

SOFTBALL

	Day of Week	NFHS Week	2026-27	2027-28
First Practice Date	Mon	33	Feb 15	Feb 14
First Contest Date	Mon	36	Mar 8	Mar 9
DII A Regions	Wed	45	May 12	May 10
DI Districts	Fri	45	May 14	May 12
DII AA First Round Series	Fri-Sat	45	May 14-15	May 12-13
DII A First Round Game	Sat	45	May 15	May 13
DI Region Semifinals	Mon	46	May 17	May 15
DI Region Finals	Wed	46	May 19	May 17
DII A Quarterfinal Series	Wed-Sat	46	May 19-22	May 17-20
DII AA Quarterfinal Series	Fri-Sat	46	May 21-22	May 19-20
DI Sectionals	Fri	46	May 21	May 19
State Championships	Tue-Fri	47	May 25-28	May 23-26

*When Week 47 is the same week as Memorial Day, all weeks shift: State Championship is Week 46; First Practice Week 32; First Contest Week 35

BOYS' SOCCER

	Day of Week	NFHS Week	2026-27	2027-28
First Practice Date	Mon	33	Feb 15	Feb 14
First Contest Date	Mon	36	Mar 8	Mar 9
DI Districts	Fri	45	May 14	May 12
DII AA First Round, DII A Regions (must be completed)	Sat	45	May 15	May 13
DI Region Semifinals, DII A First Round	Tue	46	May 18	May 16
DI Region Finals	Thu	46	May 20	May 18
DI Sectionals/DII A Quarterfinals/DII AA Quarterfinals	Sat	46	May 22	May 20
State Championships	Tue-Fri	47	May 25-28	May 23-26

*When Week 47 is the same week as Memorial Day, all weeks shift: State Championship is Week 46; First Practice Week 32; First Contest Week 35

TRACK & FIELD

	Day of Week	NFHS Week	2026-27	2027-28
First Practice Date	Mon	33	Feb 15	Feb 14
First Contest Date	Mon	36	Mar 8	Mar 9
DI Sectionals/DII Regions	Wed	46	May 19	May 17
Pentathlon & Decathlon State Championships	Wed-Fri	46	May 19-21	May 17-19
State Championships	Tue-Thu	47	May 25-27	May 23-25

*When Week 47 is the same week as Memorial Day, all weeks shift: State Championship is Week 46; First Practice Week 32; First Contest Week 35

UNIFIED SPORTS

	Day of Week	NFHS Week	2026-27	2027-28
Unified Flag Football First Practice Date	Mon	4	Jul 27	Jul 26
Unified Flag Football First Contest Date	Mon	8	Aug 24	Aug 23
Unified Flag Football State Championships	Sat	15	Oct 17	Oct 16
Unified Bowling First Practice Date	Mon	9	Aug 31	Aug 30
Unified Bowling First Contest Date	Mon	19	Nov 9	Nov 8
Unified Bowling State Championships	Wed & Fri	29	Jan 20 & 22	Jan 19 & 21
Unified Track & Field First Practice Date	Mon	33	Feb 15	Feb 14
Unified Track & Field First Contest Date	Mon	39	Mar 29	Mar 27
Unified Track & Field State Championships	Thu	47	May 27	May 25

*When Week 47 is the same week as Memorial Day, all weeks shift: State Championship is Week 46; First Practice Week 32; First Contest Week 35



Fred J. Page High School
Dr. Katie Hill
Principal

Mr. Randy Hatley
Assistant Principal

Mrs. Kelly Sailors
Assistant Principal

Mr. Ken Reed
Assistant Principal

Mr. Zachary Oswanski
Assistant Principal

TSSAA Board of Control

TSSAA Executive Director Mark Reeves

3333 Lebanon Road

PO Box 319

Hermitage TN 37076

Dear Board of Control and Mr. Reeves,

Fred J. Page High School in Williamson County, Tennessee, would like to propose relocating to the following district in Boys and Girls Golf starting in the 2026-2027 school year:

Class AA
Region 4
District 8

This would provide equitable numbers for Region 4 AA (District 7: 6 programs / District 8: 6 programs). Page is currently in Class AA, Region 5, District 10.

If you would like further clarification on our proposal, we would welcome the opportunity to discuss.

Thank you,

Dr. Katherine Hill
Page High School Principal

Benji Gray
Page High School Athletic Director, CAA



Proposed TSSAA Football Regulations Update

Current Language....proposed new language in red

Schools that decide not to participate in the play-off series are not obligated to participate against other teams within the region nor are other teams obligated to participate against that school. Schools that choose to drop out of the play-off series during a classification period, or refuse to play in a playoff game for which they have qualified, will be subject to the following: 1. The school will be out of the playoffs for the remainder of the two-year contract cycle and the next two year contract cycle. 2. The school will pay all contracts to the teams in the same region they are unwilling to play. If a contract is not written between the region teams, the minimum payment to the schools affected will be \$2,000 per year.

Regular Season Cancellations

A forfeit and corresponding win/loss shall be recorded for any scheduled region football contest that is not played due to one of the participating schools refusing to play the contest.

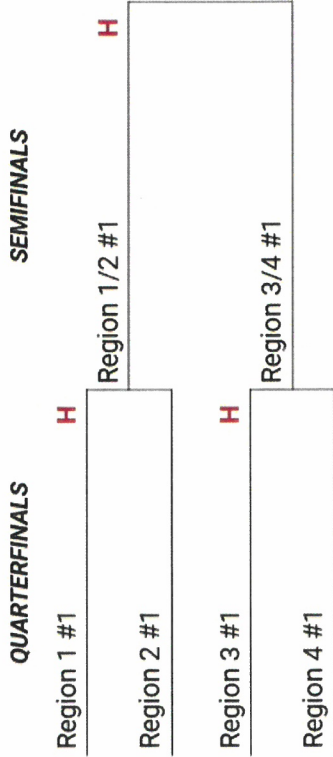
A forfeit and corresponding win/loss shall be recorded for any scheduled non-region football contest that meets all of the following criteria:

- 1. Both schools are members of TSSAA.***
- 2. The administration of both member schools involved in the contest, and which are both current members of the TSSAA, formally and mutually agree in writing to classify the cancellation as a forfeit.***
- 3. The contest was scheduled before the TSSAA football regular season began.***
- 4. If a contract exists for the contest, the school declaring the forfeit will be subject to any existing terms, including financial penalties or obligations, as outlined in the mutually agreed-upon contract between the two schools for that specific contest.***

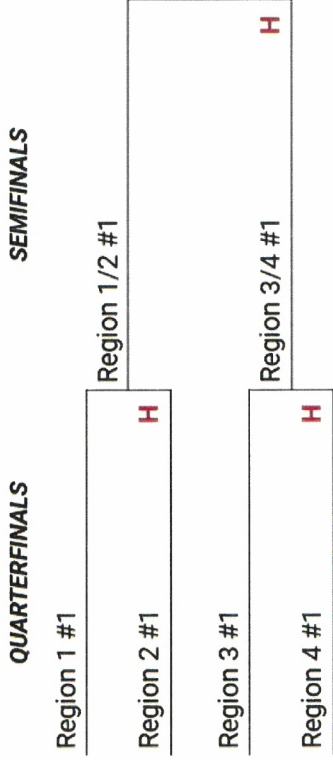
Any non-region contest cancellation that does not meet all criteria above shall continue to be recorded as a "No Contest."

Current Method Determining Playoff Hosts

2025 Season (Top/Top)



2026 Season (Bottom/Bottom)

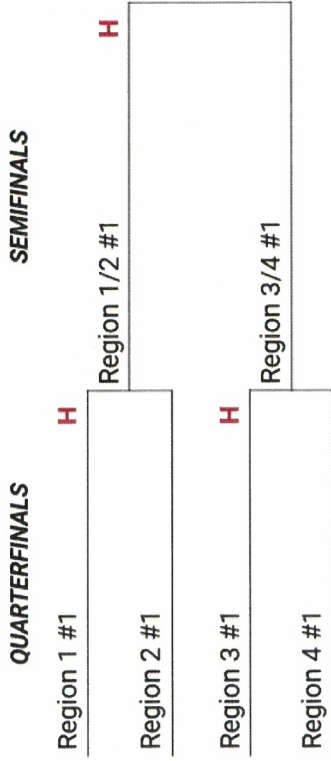


Number of Home Games for #1 Seeds

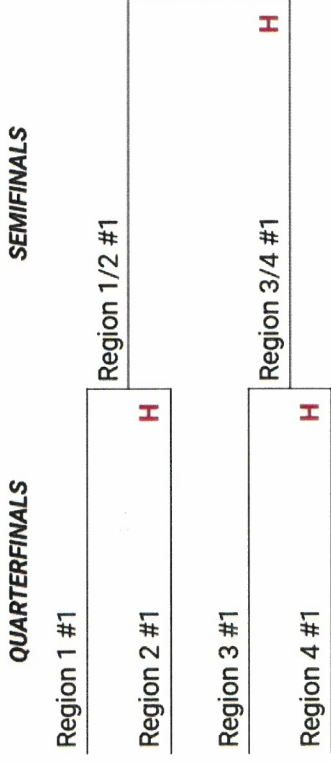
	Region 1	Region 2	Region 3	Region 4	Region 5	Region 6	Region 7	Region 8
2025	4	3	3	2	4	3	3	2
2026	2	3	3	4	2	3	3	4
2027	4	3	3	2	4	3	3	2
2028	2	3	3	4	2	3	3	4

Standing Proposal for Determining Playoff Hosts

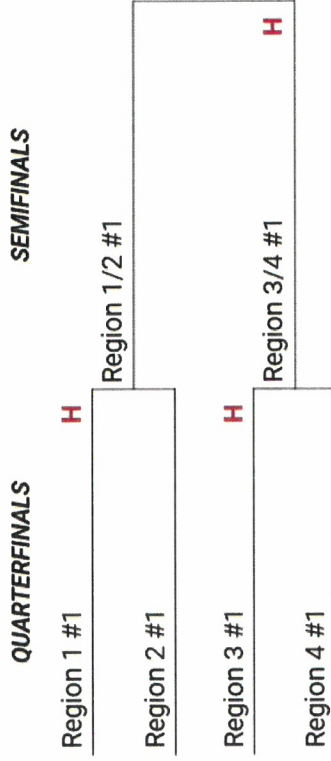
2025 Season (Top/Top)



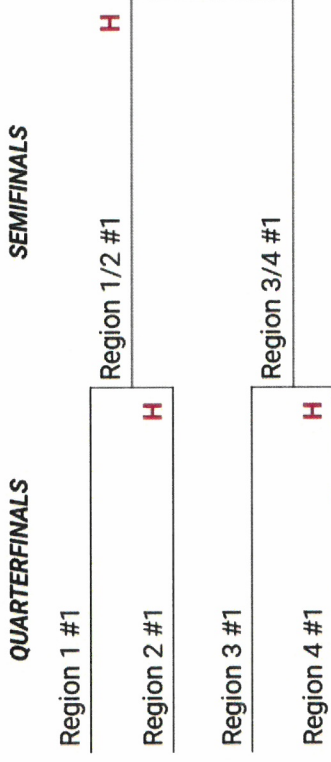
2026 Season (Bottom/Bottom)



2027 Season (Top/Bottom)



2028 Season (Bottom/Top)



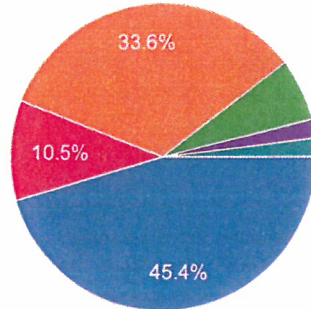
Number of Home Games for #1 Seeds

	Region 1	Region 2	Region 3	Region 4	Region 5	Region 6	Region 7	Region 8
2025	4	3	3	2	4	3	3	2
2026	2	3	3	4	2	3	3	4
2027	3	2	4	3	3	2	4	3
2028	3	4	2	3	3	4	2	3

Region Tie Breakers

#1 most important

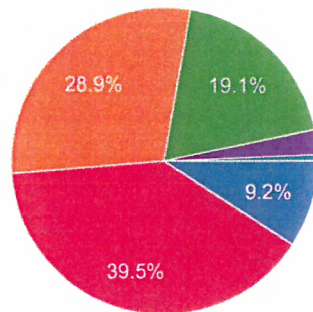
152 responses



- 1. The team with the greatest number of victories.
- 2. The team who plays the greatest number of teams who win 50 percent...
- 3. The team who has the greatest number of victories over teams winnin...
- 4. The team whose opponents have earned the most victories.
- 5. The team whose opponents have re...
- 6. Coin Flip

#2 most important

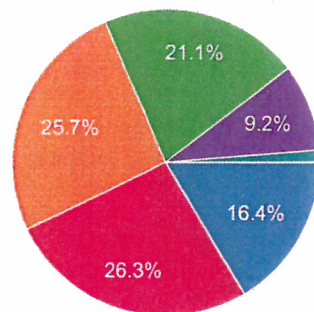
152 responses



- 1. The team with the greatest number of victories.
- 2. The team who plays the greatest number of teams who win 50 percent...
- 3. The team who has the greatest number of victories over teams winnin...
- 4. The team whose opponents have earned the most victories.
- 5. The team whose opponents have re...
- 6. Coin Flip

#3 most important

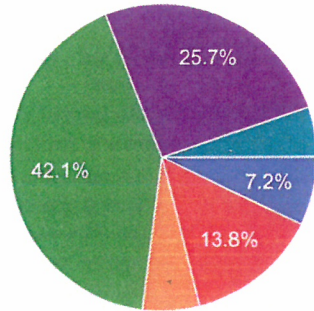
152 responses



- 1. The team with the greatest number of victories.
- 2. The team who plays the greatest number of teams who win 50 percent...
- 3. The team who has the greatest number of victories over teams winnin...
- 4. The team whose opponents have earned the most victories.
- 5. The team whose opponents have re...
- 6. Coin Flip

#4 most important

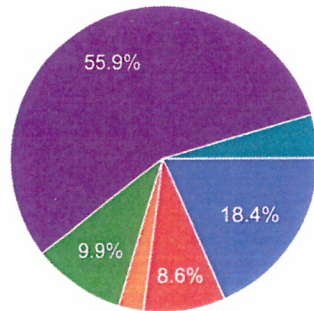
152 responses



- 1. The team with the greatest number of victories.
- 2. The team who plays the greatest number of teams who win 50 percent...
- 3. The team who has the greatest number of victories over teams winnin...
- 4. The team whose opponents have earned the most victories.
- 5. The team whose opponents have re...
- 6. Coin Flip

#5 most important

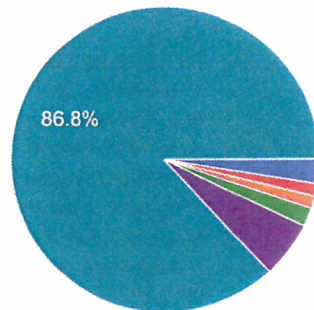
152 responses



- 1. The team with the greatest number of victories.
- 2. The team who plays the greatest number of teams who win 50 percent...
- 3. The team who has the greatest number of victories over teams winnin...
- 4. The team whose opponents have earned the most victories.
- 5. The team whose opponents have re...
- 6. Coin Flip

#6 most important

152 responses



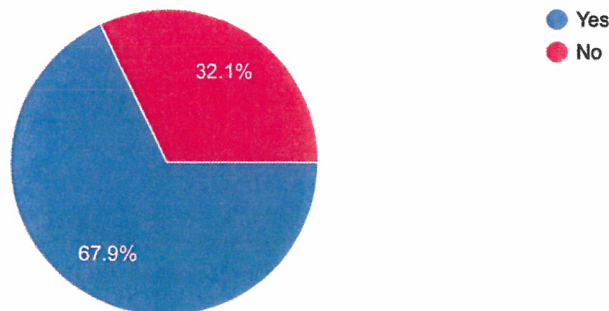
- 1. The team with the greatest number of victories.
- 2. The team who plays the greatest number of teams who win 50 percent...
- 3. The team who has the greatest number of victories over teams winnin...
- 4. The team whose opponents have earned the most victories.
- 5. The team whose opponents have re...
- 6. Coin Flip

- **Discouraging current system:** The primary concern is that using the "greatest number of victories" as the first tiebreaker encourages "cupcake" or soft non-region scheduling to pad wins, penalizing teams that schedule tougher competition.
- **Strength of Schedule:** Many respondents believe that strength of schedule, quality of opponents, or wins against teams with a .500 or better record should be a much higher, if not the highest, factor in tiebreakers to reward teams for challenging themselves.
- **Classification and Playoff Teams:** Some suggested adding value for playing teams in the same or a higher classification, or factoring in victories over other playoff-bound teams.
- **System Integrity and Timing:** One coach felt that changing procedures mid-cycle is unfair to those who scheduled based on the current rules, while another suggested polling coaches again on the new playoff format, as the stated 56% support is misleading.
- **Alternative Tiebreakers:** Other suggestions included greater focus on region-based statistics like point differential (with a cap), a detailed win-loss record analysis against non-tied region opponents, or exploring models like RPI or power rankings.

Playoffs

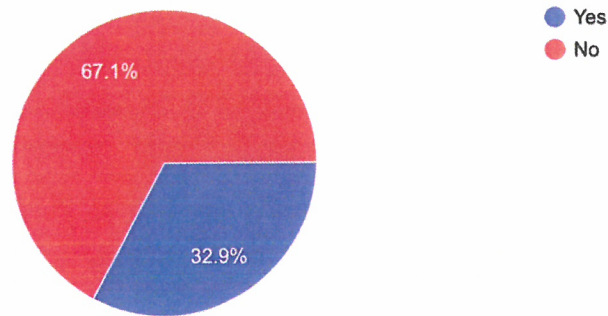
Did you like the playoff brackets for the 2025 season?

140 responses



Did you prefer the old brackets with the same region match ups year after year?

140 responses



- **Travel and financial burden:** The primary concern across multiple responses is the excessive travel and associated high costs, especially in the 2nd round, which is deemed a financial burden. Several coaches noted that their gate revenue is wiped out by travel expenses, and some suggested the TSSAA should assist with costs, such as by taking a smaller percentage of the gate or providing travel stipends.
- **Matchups and competition:** Many coaches appreciate the new format for creating new matchups, preventing strong teams from eliminating each other early, and leading to better competition. However, some still prefer the old format for a chance at a region rematch or because it limited travel.
- **Playoff system improvements:** Suggestions for improvement include re-seeding after the first round, changing the brackets every year for different matchups, reducing the number of classifications, and implementing power rankings to get the best teams to the finals.
- **DII-A and DII-AA specific feedback:** For DII-A, there is a strong push to expand the number of teams making the playoffs to grow the sport and to have a bracket structure similar to DII-AA. For DII-AA, the current brackets are mostly considered fine.
- **Home game and rotation fairness:** There is feedback that home sites should be based on seeding, not a pre-determined bracket position, and a detailed proposal for a rotating bracket system to give every region champion a chance to host deep playoff games.



Division II Football Classification 2025-2029

- There will be a minimum of 12 schools in Class AAA. The remaining schools will be split evenly, by enrollment, between Class AA and Class A.
- When enrollments are gathered, each Division II football-playing school will be asked to declare to compete in Class AAA for the upcoming classification cycle.
- If 12 or more schools declare for Class AAA, they will all be placed in Class AAA.
- If fewer than 12 schools declare to participate in Class AAA, a **Success Rating Formula** will be used to select the number of schools necessary to meet the 12-school minimum. The highest rated schools that did not previously declare to be in Class AAA will be placed in Class AAA until the 12-team minimum is met.
- The **Success Rating Formula** will utilize data from the two most recently completed football seasons as of the date enrollments are gathered for the classification cycle. The formula shall be implemented as follows:
 - **Enrollment (80%)** Grade 9-12 co-ed normalized enrollment
 - **Postseason wins (10%)** - Number of wins beginning Week 12 of each season
 - **Region Win Percentage (5%)** - Percentage of games won of those used to determine region standings
 - **Region Scoring Margin (5%)** - Cumulative scoring margin in the games used to determine region standings
- **Region Crossover Games**
 - Each school in Class AAA will play one Class AAA opponent not in their region. These games will be home-and-home series with two year contracts.
- **Class Crossover Games**
 - If Class AAA has fewer than 14 schools, Class AAA schools will be paired with the largest schools in Class AA for an additional mandated game for each school. The largest Class AA school will be paired with the highest-rated Class AAA school, and so on down the list by enrollment, unless the matchup results in an East-West pairing. In these cases, the state office must make adjustments to the pairings so that all matchups are first geographically sound. These games will be home-and-home series with two-year contracts. If schools mutually agree to not play, then the contest will be considered a “no contest.”
- Class A schools will have the option to move to Class AA.
- Class A and Class AA will be divided into three regions (East, Middle, West)
- Class AAA will be divided into two regions (East, West)

Additional Comments

Please consider a 3rd Division in the Private School classification for Basketball & Volleyball as well. Our district now has more than 13 members, making team success and non-conference play nearly impossible.

As well as Jared Curtis's teams would have succeeded at a higher level, the teams there following him likely would not. Think best at the smaller level classes especially to stick with enrollment-based classes. So if all or none, it should be none.

In review of the attached proposals, Webb would strongly support option #1. This is an important piece of legislation for both the future sustainability of our football program and morale of school community, of which I am grateful for your consideration of our preference. If we can be of any further assistance in this discussion, please let us know. Thank you.

We think Option 4

Goal would be to have Class AAA have 14 Teams (Based on the top 14 enrollments)

Success formula has to much flow to to the school that have a smaller or limited enrollment. That is why option 4 makes the most sense, based on just enrollment.

The disparity between most AA and AAA is enormous. This is particularly true with regard to resources available in financial aid, facilities, staff availability and responsibility, and admission priority. It really is bigger than enrollment in the Division 2 level.

MTCS is in favor of Option 4 first. Our second choice would be Option 3. We feel strongly that neither Option 1 or Option 2 are good for our student athletes.

I believe there is meaningful value in incorporating a success quotient, as on-field performance is often the most accurate indicator of a program's competitive level. With that in mind, I would respectfully support the success formula carrying a greater weight than the current 20%.

While enrollment provides helpful context, it does not always reflect the level of emphasis, support, or resources a school commits to football or any other athletic program. Additionally, as student mobility and transfers continue to increase, overall enrollment becomes a less reliable measure of competitive capacity. A program's competitive reality is more closely related to the number of football-focused student-athletes within the school—something that can only be measured objectively through consistent on-field performance.

We respectfully ask that AAA be comprised of more than 12 teams, primarily because of scheduling difficulties.

Our second vote would be for Option 2 which would also equalize the size of the divisions. It would simplify everything if classification was consistent in both divisions and all sports. Limiting the number of teams in AAA makes building a 10 game football schedule extremely difficult and very expensive. The D2 football committee that Mark formed several years ago had a solution to this by having schools in AA play up a game or two, but that did not happen...even though it was agreed upon... and we are back to having to find four games. We are open to any ideas that will help us build a schedule. I am fully aware of how challenging this is for the BoC and appreciate the effort. Kenny Sholl

Seems like this is the most fair based on enrollment but also including success formula in A and AA. I like option 2 as well but that would probably put a couple of teams in AAA that would not be able to compete. Has there been any talk of success formula for other sports like basketball etc.?

We are opposed to any for of a "success formula".

Option 2 on email is different than Option 2 Option 2 on this form. We want Option 2 if stated how email body stated.

Equal Split by Success Formula: All schools are ranked by success and divided into three equal tiers (Top 1/3 in AAA, Middle 1/3 in AA, Bottom 1/3 in A).

We would like to see if there is a way to take into consideration enrollment by the gender of the sport not overall of the school.

2025-26 GENERAL OFFICIAL'S INFORMATION

The following fees for regular season varsity contests have been set by the Board of Control. With the exception of basketball, these fees do not apply to invitational tournaments. J.V. or B-Team, freshman, and middle school fees are not set by TSSAA and are negotiable with the local officials' association.

Mileage Fees

The Board of Control has set the following fees for mileage, which applies to all officials, and is to be based on mileage that is calculated in Arbiter:

1. If an official travels 30 to 60 miles one-way, they will receive an additional \$10.
2. If an official travels more than 60 miles one way, they will receive an additional \$20. In Lacrosse, they will receive an additional \$50.
3. If an official travels less than 30 miles one way, no additional fee will be paid.

Sport	2024-25		2025-26	
Football	\$120.00 E.C.O. – \$90.00		\$120.00 E.C.O. – \$90.00	
Basketball	Two Officials Single Game \$95.00 Doubleheader \$125.00	Three Officials Single Game \$85.00 Doubleheader \$115.00	Two Officials Single Game \$95.00 Doubleheader \$125.00	Three Officials Single Game \$85.00 Doubleheader \$115.00
<i>Doubleheader fees apply to all regular season contests, including Invitational Tournaments and Classics, where there is no more than 15 minutes between contests.</i>				
Girls' Volleyball	Two Officials One Match \$75.00 Two Matches \$105.00 Three Matches \$135.00		Two Officials One Match \$75.00 Two Matches \$105.00 Three Matches \$135.00	
<i>Two officials must be used for all matches, including Invitational Tournaments and Post-Season Tournaments.</i>				
Girls Soccer and Soccer	Two Officials One Game \$90.00 Each	Three Officials One Game – \$90.00, \$80.00, \$80.00	Two Officials One Game \$90.00 Each	Three Officials One Game – \$90.00, \$80.00, \$80.00
Baseball	Two Officials Single Game \$95.00 Doubleheader (JV/JV) \$125.00 Doubleheader (JV/V) \$125.00 Doubleheader (V/V) \$185.00	Three Officials Single Game \$90.00 Doubleheader (JV/JV) \$115.00 Doubleheader (JV/V) \$115.00 Doubleheader (V/V) \$175.00	Two Officials Single Game \$95.00 Doubleheader (JV/JV) \$125.00 Doubleheader (JV/V) \$125.00 Doubleheader (V/V) \$185.00	Three Officials Single Game \$90.00 Doubleheader (JV/JV) \$115.00 Doubleheader (JV/V) \$115.00 Doubleheader (V/V) \$175.00
<i>Doubleheader fees apply to regular season contests only when there is no more than 30 minutes between games. If one game of the doubleheader is a JV game, it is limited to 5 innings or a 1:15 time limit, whichever comes first. NO EXCEPTIONS.</i>				
Girls' Softball	Two Officials Single Game \$85.00 Doubleheader (JV/JV) \$115.00 Doubleheader (JV/V) \$115.00 Doubleheader (V/V) \$165.00	Three Officials Single Game \$80.00 Doubleheader (JV/JV) \$105.00 Doubleheader (JV/V) \$105.00 Doubleheader (V/V) \$155.00	Two Officials Single Game \$85.00 Doubleheader (JV/JV) \$115.00 Doubleheader (JV/V) \$115.00 Doubleheader (V/V) \$165.00	Three Officials Single Game \$80.00 Doubleheader (JV/JV) \$105.00 Doubleheader (JV/V) \$105.00 Doubleheader (V/V) \$155.00
<i>Doubleheader fees apply to regular season contests only when there is no more than 30 minutes between games.</i>				
Lacrosse	Two or Three Officials One Game - \$100 Each		Two or Three Officials One Game - \$100 Each	
Girls' Flag Football	Single Game (V) - \$50 per official Multiple Games (V) @ a Site - \$40 per official Single Game (JV) - \$25 per official		Single Game - \$65 per official Multiple Games @ a Site - \$55 per official	
Wrestling	Dual Meet – \$90.00 Two Dual Meets @ Same Site – \$125.00 Three Dual Meets @ Same Site – \$170.00		Dual Meet – \$90.00 Two Dual Meets @ Same Site – \$125.00 Three Dual Meets @ Same Site – \$170.00	

2026-29 GENERAL OFFICIAL'S INFORMATION

The following fees for regular season varsity contests have been set by the Board of Control. With the exception of basketball, these fees do not apply to invitational tournaments. J.V. or B-Team, freshman, and middle school fees are not set by TSSAA and are negotiable with the local officials' association.

Mileage Fees

The Board of Control has set the following fees for mileage, which applies to all officials, and is to be based on mileage that is calculated in Arbitrator:

1. If an official travels 30 to 60 miles one-way, they will receive an additional \$10.
2. If an official travels more than 60 miles one way, they will receive an additional \$20. In Lacrosse, they will receive an additional \$50.
3. If an official travels less than 30 miles one way, no additional fee will be paid.

Sport	Fees		Notes
Baseball	Two Officials Single Game \$105.00	Three Officials Single Game \$100.00	Doubleheader fees apply to regular season contests only when there is no more than 30 minutes between games. If one game of the doubleheader is a JV game, it is limited to 5 innings or a 1:15 time limit, whichever comes first. NO EXCEPTIONS.
	Doubleheader (JV/JV) \$135.00	Doubleheader (JV/JV) \$125.00	
	Doubleheader (JV/V) \$135.00	Doubleheader (JV/V) \$125.00	
	Doubleheader (V/V) \$195.00	Doubleheader (V/V) \$185.00	
Basketball	Two Officials Single Game \$105.00	Three Officials Single Game \$95.00	Doubleheader fees apply to all regular season contests, including Invitational Tournaments and Classics, where there is no more than 15 minutes between contests
	Doubleheader \$150.00	Doubleheader \$140.00	
Football	\$130.00 E.C.O. – \$100.00		
Girls Flag Football	Single Game - \$65 per official Multiple Games @ a Site - \$55 per official		
Girls Soccer and Soccer	Two Officials One Game \$100.00	Three Officials One Game – \$100.00, \$90.00, \$90.00	
	Two Officials Single Game \$95.00	Three Officials Single Game \$90.00	Doubleheader fees apply to regular season contests only when there is no more than 30 minutes between games.
Girls Softball	Doubleheader (JV/JV) \$125.00	Doubleheader (JV/JV) \$115.00	
	Doubleheader (JV/V) \$125.00	Doubleheader (JV/V) \$115.00	
	Doubleheader (V/V) \$175.00	Doubleheader (V/V) \$165.00	
Girls Volleyball	Best of Three (25, 25, 25) One Match \$85.00	Best of Five (25, 25, 25, 25, 15) One Match \$85.00	Two officials must be used for all matches, including Invitational Tournaments and Post-Season Tournaments.
	Second Match \$50.00	Second Match \$70.00	
	Third Match \$50.00	Third Match \$70.00	
	\$50.00	\$70.00	
Lacrosse	Two Officials \$125.00	Three Officials \$100.00	
Wrestling	Single Dual Meet Per Official \$90.00	Two or More Duals Per Official per Dual \$80.00	

Dr. Daisy Shepard
Principal

Greeneville High School

210 TUSCULUM BOULEVARD

Mrs. Donita Huff
Assistant Principal

Dr. Jeff Gray
Assistant Principal

Greeneville, Tennessee 37745

Dr. Kimber McIntyre
Assistant Principal

Telephone (423) 787-8030

Mr. Brad Woolsey
Athletic Director

Dear TSSAA Board of Control:

South Greene High School and Greeneville High School are pleased to be providing a cooperative program for Boy's Lacrosse this coming spring season.

We are committed to seeing the team be successful in its launch. Given the relatively small number of students per school, as well as its status as a novel sport of each school, we are requesting consideration to allow Chuckey Doak High School to join to form a "tri-op."

This would allow two things in the immediate term: 1) it would allow for more athletes for the initial launch, insuring adequate numbers, and 2) it would allow Senior players enrolled at Chuckey-Doak who previously played with Greeneville Lacrosse Club in the TSLA structure to participate their final year in lacrosse and be recognized for their contributions.

In the long term, it allows for introduction of the sport at CDHS to help guide and give a head start on potentially launching a team there as well in the next season or two.

We are aware this is solely to the discretion of the Board of Control, and may be granted for a limited time (one year); we defer to your judgment, but ask for your consideration and deliberation.

Sincerely,



Brad Woolsey
Athletic Director
Greeneville High School



Chuckey-Doak High School

365 Ripley Island Rd.
Afton, Tennessee 37616
phone: 423.798.2636
fax: 423.639.5761

Dear TSSAA Board of Control:

South Greene High School and Greeneville High School are pleased to be providing a cooperative program for Boys' Lacrosse this coming spring season. We believe that lacrosse will be successful in the community, as it is a growing sport in Greene County.

Given the relatively small number of students per school and its status as a novel sport for each school, we are requesting consideration to allow Chuckey Doak High School to join and form a "tri-op."

This would allow two things in the immediate term: 1) it would allow for more athletes for the initial launch, ensuring adequate numbers, and 2) it would allow Senior players enrolled at Chuckey-Doak who previously played with Greeneville Lacrosse Club in the TSLA structure to participate in their final year in lacrosse and be recognized for their contributions.

In the long term, it allows for the introduction of the sport at CDHS to help guide and give a head start on potentially launching a team there as well in the next season or two.

We are aware this is solely at the discretion of the Board of Control and may be granted for a limited time (one year). We defer to your judgment but ask for your consideration and deliberation.

Sincerely,

Kyle Donahue

Assistant Principal & Athletic Director

Chuckey-Doak High School



South Greene High School
7469 Asheville Hwy.
Greeneville, Tennessee 37743
Telephone (423) 636-3790
Fax (423) 636-3791

Dear TSSAA Board of Control:

South Greene High School and Greeneville High School are pleased to be providing a cooperative program for Boy's Lacrosse this coming spring season. We believe that lacrosse will be successful in the community, as it is a growing sport in Greene County.

We are committed to seeing the team be successful in its launch. Given the relatively small number of students per school, as well as its status as a novel sport of each school, we are requesting consideration to allow Chuckey Doak High School to join to form a "tri-op."

This would allow two things in the immediate term: 1) it would allow for more athletes for the initial launch, insuring adequate numbers, and 2) it would allow Senior players enrolled at Chuckey-Doak who previously played with Greeneville Lacrosse Club in the TSLA structure to participate their final year in lacrosse and be recognized for their contributions.

In the long term, it allows for introduction of the sport at CDHS to help guide and give a head start on potentially launching a team there as well in the next season or two.

We are aware this is solely to the discretion of the Board of Control, and may be granted for a limited time (one year); we defer to your judgment, but ask for your consideration and deliberation.

Sincerely,

Terry Hoese

Athletic Director

South Greene High School



Lauren Jones <ljones@tssaa.org>

Fwd: NCAA Recruiting Window

1 message

Mark Reeves <mreeves@tssaa.org>
To: Lauren Jones <ljones@tssaa.org>

Fri, Nov 21, 2025 at 9:55 AM

Arkansas and Kentucky request

----- Forwarded message -----

From: **Mark Reeves** <mreeves@tssaa.org>
Date: Fri, Nov 21, 2025 at 9:53 AM
Subject: Fwd: NCAA Recruiting Window
To: Julian Tackett <jtackett@khsaa.org>, Lance Taylor <lance@ahsaa.org>

Julian and Lance,

I hope you guys are doing great....I have asked for feedback from other Section 3 states, but I wanted to get yours as well.

It appears the NCAA mens basketball college recruiting window for this year is scheduled to fall within the first week of TSSAA's two-week state-mandated Summer Dead Period. This will prevent our state from hosting an NFHS Scholastic Event for boys during this time.

We have had a member school, along with our state basketball coaches association, submit a formal proposal to our Board requesting an exception to our Summer Dead Period so that our state can host an NFHS Scholastic Event during this window. I don't recall this being a conflict for us in the past. Our board has charged me to find out whether other states in the area are in the same situation and, if so, what, if any, exceptions you will make.

My key question for you guys is this:

Has your state association had to deal with this specific conflict, and if so, have you issued any exceptions or waivers to your Summer Dead Period rules to allow for participation in the NFHS Scholastic Event (or similar events) when they align with the NCAA recruiting window?

Any insights from your state would be greatly appreciated.

Hope everyone has a great Thanksgiving!

--



MARK REEVES

EXECUTIVE DIRECTOR

615-277-1908

TSSAA.ORG | TSSAASPORTS.COM

3333 LEBANON PIKE | PO BOX 319
HERMITAGE, TN 37076



MARK REEVES

EXECUTIVE DIRECTOR

📞 615-277-1908

🌐 TSSAA.ORG | TSSAASPORTS.COM

✉️ 3333 LEBANON PIKE | PO BOX 319
HERMITAGE, TN 37076



MARK REEVES

EXECUTIVE DIRECTOR

📞 615-277-1908

🌐 TSSAA.ORG | TSSAASPORTS.COM

✉️ 3333 LEBANON PIKE | PO BOX 319
HERMITAGE, TN 37076



Lauren Jones <ljones@tssaa.org>

Fwd: NCAA Recruiting Window

1 message

Mark Reeves <mreeves@tssaa.org>
To: Lauren Jones <ljones@tssaa.org>

Fri, Nov 21, 2025 at 9:54 AM

Can you add this to the January agenda as a supplement? I'll send another one momentarily.

----- Forwarded message -----

From: **Mark Reeves** <mreeves@tssaa.org>

Date: Fri, Nov 21, 2025 at 9:51 AM

Subject: NCAA Recruiting Window

To: Jerome Singleton <jsingle@schsl.org>, Heath Harmon <hharmon@ahsaa.com>, Craig Damon <cdamon@fhsaa.org>, que@nchsaa.org <que@nchsaa.org>, Tim Scott <tim.scott@ghsa.net>, Eddie Bonine <ebonine@lhsaa.org>, Rickey Neaves <rneaves@misshsaa.com>

Good morning!

Forgive me if we have already discussed this, but it appears the NCAA mens basketball college recruiting window for this year is scheduled to fall within the first week of TSSAA's two-week state-mandated Summer Dead Period. This will prevent our state from hosting an NFHS Scholastic Event for boys during this time.

We have had a member school, along with our state basketball coaches association, submit a formal proposal to our Board requesting an exception to our Summer Dead Period so that our state can host an NFHS Scholastic Event during this window. I don't recall this being a conflict for us in the past. Our board has charged me to find out whether other states in the area are in the same situation and, if so, what, if any, exceptions you will make.

My key question for your associations is:

Has your state association had to deal with this specific conflict, and if so, have you issued any exceptions or waivers to your Summer Dead Period rules to allow for participation in the NFHS Scholastic Event (or similar events) when they align with the NCAA recruiting window?

Any insights from your state would be greatly appreciated.

If it would be easier just to add this to the agenda on our December 4th call, we can do that as well.

Hope everyone has a great Thanksgiving!

--



MARK REEVES

EXECUTIVE DIRECTOR

☎ 615-277-1908

🌐 TSSAA.ORG | TSSAASPORTS.COM

✉ 3333 LEBANON PIKE | PO BOX 319
HERMITAGE, TN 37076



MARK REEVES

EXECUTIVE DIRECTOR

📞 615-277-1908

🌐 TSSAA.ORG | TSSAASPORTS.COM

✉ 3333 LEBANON PIKE | PO BOX 319
HERMITAGE, TN 37076

Webb School

OF KNOXVILLE

Proposal: Expanding Opportunities for Tennessee High School Basketball Teams in NCAA Live Recruiting Periods

Overview

This proposal advocates for allowing Tennessee boys' high school basketball teams to participate in both NCAA live recruiting periods. The goal is to maximize recruitment exposure for student-athletes within our state, ensuring they are not placed at a competitive disadvantage compared to athletes in neighboring states.

Rationale

1. Direct Impact on Student-Athletes

- Exposure during NCAA live periods is critical for recruitment. It only takes one viewing by the right college coach to change a student-athlete's future.
- Restricting Tennessee high school teams to only one live period limits opportunities for players with college potential.

2. Equity with Out-of-State Athletes

- Currently, BCAT provides opportunities for teams from other states to participate in Tennessee events, which positively impacts their athletes.
- However, Tennessee athletes are disadvantaged by being restricted from the second live period and from competing on Sunday during the first live period. This creates unequal recruiting exposure.

3. Retention of Talent in Tennessee

- Neighboring states host highly attended live events during the second recruiting period. When Tennessee athletes cannot participate, they lose valuable visibility.
- As a result, some student-athletes are transferring out of state or enrolling in unsanctioned schools that offer access to these opportunities, weakening Tennessee's basketball programs overall.

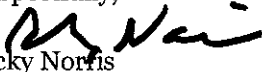
Benefits of Allowing Participation in Both Live Periods

- Increased visibility for Tennessee athletes in front of college recruiters.
- Level playing field with athletes from surrounding states.
- Strengthened Tennessee high school basketball programs by reducing the incentive for players to leave the state.
- Enhanced credibility and reputation for BCAT and TSSAA in advocating for student-athlete advancement.

Conclusion

Allowing Tennessee high school teams to participate in both NCAA live recruiting periods, as well as removing restrictions on Sunday competition during the first live period, is essential for ensuring fairness and maximizing opportunities for student-athletes. This adjustment directly impacts nearly every high school program with college-level players and helps Tennessee retain and develop its basketball talent.

Respectfully,


Ricky Norris

Boys Basketball Coach / Webb School of Knoxville



Matt Macdonald

Upper School Head / Webb School of Knoxville





BCAT/NCAA June Scholastic Events

1. The June 2025 BCAT JSE was held in Franklin June 20-21.
2. We hosted 138 Tennessee HS Teams, with 1,785 Tennessee boys participating.
3. We also hosted 18 Alabama HS Teams with 196 Alabama boys participating.
4. Over two days we had 156 teams and 1,981 athletes participate.
5. We played a total of 277 games over those two days.
6. We had 102 college programs from all levels attend the camp to evaluate athletes.
7. These events are unique in that they are designed to put the high school teams and coaches back into the recruiting spotlight, where it should be.
8. These camps allow for players to play in a true basketball setting with their high school coaches and teammates, which was missing until their implementation in 2019.
9. By allowing teams to play in the second JSE event period it actually helps families by being able to save travel and time by playing in state and with their teams. They will pay to go to a AAU tournament, recruiting service camp or pay trainers elsewhere if not offset by these camps, it is better to be with school coaches and teammates.
10. These camps help keep our in state talent in Tennessee for their high school years. Since these events started in 2019, we have seen a large drop in the number of athletes leaving to go to out of state 'prep schools'.
11. With the emergence of the NCAA transfer portal, it is becoming more and more important to the high school athlete to have every opportunity to be scouted and evaluated by all levels of college coaches. Limiting their evaluation opportunities only hurts the athlete in the long run.
12. The NCAA has limited the evaluation periods that college coaches can watch prospective players to these specific events this year:

NBA G-League Elite Camp, date TBD (Not open to HS Athletes)

NBA Draft Combine, (Not open to HS Athletes)

May 15-17 NCAA Certified AAU style Events

June 12-14 NCAA/NFHS JSE Certified High School Events

June 26-28 NCAA/NFHS JSE Certified High School Events

July 9-12 NCAA Certified AAU Style Events

July 16-19 NCAA Certified AAU Style Events



Division I Men's Basketball

See NCAA Division I Bylaw 13.17.2 for Men's Basketball Calendar Formula.

Note: All live evaluations during the academic year recruiting periods shall be limited to: regularly scheduled high school, preparatory school and two-year college contests/tournaments and practices; regular scholastic activities involving prospective student-athletes enrolled only at the institution where the regular scholastic activities occur; and regularly scheduled international scholastic team or nonscholastic team practice and competition. During the May evaluation period, evaluations shall be limited to nonscholastic events that are certified per NCAA Division I Bylaw 13.18.

Aug. 1, 2025-Aug. 31, 2026

<ul style="list-style-type: none"> • TBD: NBPA Top 100 Camp 	<p>EVALUATION PERIOD (For NBPA Top 100 Camp only.)</p>
<ul style="list-style-type: none"> • June 12 (noon)-14 (6 p.m.) 	<p>EVALUATION PERIOD (For approved NCAA, NFHS and applicable two-year college governing body scholastic events.)</p>
<ul style="list-style-type: none"> • June 19 • June 21 	<p>DEAD PERIOD</p>
<ul style="list-style-type: none"> • June 26 (noon)-28 (6 p.m.) 	<p>EVALUATION PERIOD (For approved NCAA, NFHS and applicable two-year college governing body scholastic events.)</p>
<p>July 1-31*, except as noted below:</p>	<p>DEAD PERIOD</p>
<ul style="list-style-type: none"> • July 9-12 • July 16-19 <p>Evaluation period for NCAA certified events, institutional camps and permissible governing body events begins Thursday at 8 a.m. and ends Sunday at 6 p.m.</p>	<p>EVALUATION PERIOD (NCAA certified events, institutional camps and permissible governing body events.)</p>
<ul style="list-style-type: none"> • July 20-26 	<p>QUIET PERIOD</p>
<p>Aug. 1-19</p>	<p>DEAD PERIOD</p>
<p>Aug. 20-31</p>	<p>QUIET PERIOD</p>

Recruiting periods defined

QUIET PERIOD

A quiet period is that period of time when it is permissible to make in-person recruiting contacts only on the member institution's campus. No in-person, off-campus recruiting contacts or evaluations may be made during the quiet period.

DEAD PERIOD

A dead period is that period of time when it is not permissible to make in-person recruiting contacts or evaluations on or off the member institution's campus or to permit official or unofficial visits by prospective student-athletes to the institution's campus.

EVALUATION PERIOD

An evaluation period is that period of time when it is permissible for authorized athletics department staff members to be involved in off-campus activities designed to assess the academic qualifications and playing ability of prospective student-athletes. No in-person, off-campus recruiting contacts shall be made with the prospective student-athlete during an evaluation period.

RECRUITING PERIOD

Authorized athletics department staff may make in-person, off-campus recruiting contacts and evaluations.

*A prospective student-athlete may not make an unofficial visit during the month of July unless he has signed the institution's written offer of admission and/or financial aid, or the institution has received a financial deposit from the prospective student-athlete in response to an offer of admission (see Bylaw 13.7.2.1).



Division I Men's Basketball

 QUIET PERIOD
 DEAD PERIOD
 EVALUATION PERIOD
 RECRUITING PERIOD

AUG 2025

S	M	T	W	T	F	S
					1	2
3	4	5	6	7	8	9
10	11	12	13	14	15	16
17	18	19	20	21	22	23
24	25	26	27	28	29	30
31						

SEP

S	M	T	W	T	F	S
	1	2	3	4	5	6
7	8	9	10	11	12	13
14	15	16	17	18	19	20
21	22	23	24	25	26	27
28	29	30				

OCT

S	M	T	W	T	F	S
			1	2	3	4
5	6	7	8	9	10	11
12	13	14	15	16	17	18
19	20	21	22	23	24	25
26	27	28	29	30	31	

NOV

S	M	T	W	T	F	S
						1
2	3	4	5	6	7	8
9	10	11	12	13	14	15
16	17	18	19	20	21	22
23	24	25	26	27	28	29
30						

DEC

S	M	T	W	T	F	S
	1	2	3	4	5	6
7	8	9	10	11	12	13
14	15	16	17	18	19	20
21	22	23	24	25	26	27
28	29	30	31			

JAN 2026

S	M	T	W	T	F	S
				1	2	3
4	5	6	7	8	9	10
11	12	13	14	15	16	17
18	19	20	21	22	23	24
25	26	27	28	29	30	31

FEB

S	M	T	W	T	F	S
1	2	3	4	5	6	7
8	9	10	11	12	13	14
15	16	17	18	19	20	21
22	23	24	25	26	27	28

MAR

S	M	T	W	T	F	S
1	2	3	4	5	6	7
8	9	10	11	12	13	14
15	16	17	18	19	20	21
22	23	24	25	26	27	28
29	30	31				

APR

S	M	T	W	T	F	S
			1	2	3	4
5	6	7	8	9	10	11
12	13	14	15	16	17	18
19	20	21	22	23	24	25
26	27	28	29	30		

MAY

S	M	T	W	T	F	S
					1	2
3	4	5	6	7	8	9
10	11	12	13	14	15	16
17	18	19	20	21	22	23
24	25	26	27	28	29	30
31						

JUN

S	M	T	W	T	F	S
	1	2	3	4	5	6
7	8	9	10	11	12	13
14	15	16	17	18	19	20
21	22	23	24	25	26	27
28	29	30				

JUL

S	M	T	W	T	F	S
			1	2	3	4
5	6	7	8	9	10	11
12	13	14	15	16	17	18
19	20	21	22	23	24	25
26	27	28	29	30	31	

AUG

S	M	T	W	T	F	S
						1
2	3	4	5	6	7	8
9	10	11	12	13	14	15
16	17	18	19	20	21	22
23	24	25	26	27	28	29
30	31					

- × Evaluations permitted at NCAA certified events only. The evaluation period for certified events begins Friday at 8 a.m. and ends Sunday at 4 p.m. Coaches may attend during those times.
- Indicates a date for NBPA Top 100 Camp only.
- ◇ Evaluations permitted at approved NCAA, NFHS and applicable two-year college governing body scholastic events. The evaluation period begins Friday at noon and ends Sunday at 6 p.m. Coaches may evaluate during this time.

- ‡ Evaluations permitted at NCAA certified events, institutional camps and permissible governing body events. The evaluation period begins Thursday at 8 a.m. and ends Sunday at 6 p.m. Coaches may evaluate during this time.



Division I Women's Basketball



See NCAA Division I Bylaw 13.17.3 for Women's Basketball Calendar Formula.

Aug. 1, 2025-July 31, 2026

• May 14

DEAD PERIOD

• May 15-17

EVALUATION PERIOD
(Certified nonscholastic events only.)

• May 18

DEAD PERIOD

• June 17

EVALUATION PERIOD
(For scholastic events approved by the NCAA and NFHS and intercollegiate events approved by applicable two-year college governing body only - see Bylaw 13.1.7.6.2.)

• June 18 (noon)-June 20 (6 p.m.)

DEAD PERIOD

• June 21

• July 9

EVALUATION PERIOD

• July 10-13

• July 14

DEAD PERIOD

• July 23

EVALUATION PERIOD

• July 24-27

• July 28

DEAD PERIOD

Exception: Evaluations are permitted during the National Junior College Athletic Association championship competition.

*A prospective student-athlete may not make an official or unofficial visit during the July evaluation periods (see Bylaw 13.1.5.5.2) unless she has signed the institution's written offer of admission and/or financial aid, or the institution has received a financial deposit from the prospective student-athlete in response to an offer of admission (see Bylaw 13.7.2.2).

Note: Scholastic activities include regularly scheduled high school, preparatory school and two-year college contests/tournaments, and practices.

Recruiting periods defined

QUIET PERIOD

A quiet period is that period of time when it is permissible to make in-person recruiting contacts only on the member institution's campus. No in-person, off-campus recruiting contacts or evaluations may be made during the quiet period.

DEAD PERIOD

A dead period is that period of time when it is not permissible to make in-person recruiting contacts or evaluations on or off the member institution's campus or to permit official or unofficial visits by prospective student-athletes to the institution's campus.

EVALUATION PERIOD

An evaluation period is that period of time when it is permissible for authorized athletics department staff members to be involved in off-campus activities designed to assess the academic qualifications and playing ability of prospective student-athletes. No in-person, off-campus recruiting contacts shall be made with the prospective student-athlete during an evaluation period.

CONTACT PERIOD

Authorized athletics department staff may make in-person, off-campus recruiting contacts and evaluations.

RECRUITING SHUTDOWN

A recruiting shutdown is a period of time when no form of recruiting (e.g., contacts, evaluations, official or unofficial visits, correspondence or making or receiving telephone calls) is permissible.

Division I Women's Basketball



 QUIET PERIOD
 DEAD PERIOD
 CONTACT PERIOD
 EVALUATION PERIOD
 RECRUITING SHUTDOWN

AUG 2025

S	M	T	W	T	F	S
					1	2
3	4	5	6	7	8	9
10	11	12	13	14	15	16
17	18	19	20	21	22	23
24	25	26	27	28	29	30
31						

SEP

S	M	T	W	T	F	S
	1	2	3	4	5	6
7	8	9	10	11	12	13
14	15	16	17	18	19	20
21	22	23	24	25	26	27
28	29	30				

OCT

S	M	T	W	T	F	S
			1	2	3	4
5	6	7	8	9	10	11
12	13	14	15	16	17	18
19	20	21	22	23	24	25
26	27	28	29	30	31	

NOV

S	M	T	W	T	F	S
						1
2	3	4	5	6	7	8
9	10	11	12	13	14	15
16	17	18	19	20	21	22
23	24	25	26	27	28	29
30						

DEC

S	M	T	W	T	F	S
	1	2	3	4	5	6
7	8	9	10	11	12	13
14	15	16	17	18	19	20
21	22	23	24	25	26	27
28	29	30	31			

JAN 2026

S	M	T	W	T	F	S
				1	2	3
4	5	6	7	8	9	10
11	12	13	14	15	16	17
18	19	20	21	22	23	24
25	26	27	28	29	30	31

FEB

S	M	T	W	T	F	S
1	2	3	4	5	6	7
8	9	10	11	12	13	14
15	16	17	18	19	20	21
22	23	24	25	26	27	28

MAR

S	M	T	W	T	F	S
1	2	3	4	5	6	7
8	9	10	11	12	13	14
15	16	17	18	19	20	21
22	23	24	25	26	27	28
29	30	31				

APR

S	M	T	W	T	F	S
			1	2	3	4
5	6	7	8	9	10	11
12	13	14	15	16	17	18
19	20	21	22	23	24	25
26	27	28	29	30		

MAY

S	M	T	W	T	F	S
					1	2
3	4	5	6	7	8	9
10	11	12	13	14	15	16
17	18	19	20	21	22	23
24	25	26	27	28	29	30
31						

JUN

S	M	T	W	T	F	S
	1	2	3	4	5	6
7	8	9	10	11	12	13
14	15	16	17	18	19	20
21	22	23	24	25	26	27
28	29	30				

JUL

S	M	T	W	T	F	S
			1	2	3	4
5	6	7	8	9	10	11
12	13	14	15	16	17	18
19	20	21	22	23	24	25
26	27	28	29	30	31	

◇ Scholastic events approved by NCAA and NFHS, and intercollegiate events approved by applicable two-year college governing body only.

‡ Evaluations permitted at NCAA certified nonscholastic events only.

◊ Indicates a date when the evaluation period begins at noon.

» Indicates a date when the evaluation period ends at 6 p.m.

× Dead period for high school and two-year college PSAs only.