

Public Comment Period

There shall be a public comment period for each meeting with actionable items on the agenda, with the exception of teacher disciplinary hearings. Comments shall be limited to topics listed on the agenda and matters that are germane to the school board's jurisdiction.

The total public comment period shall be for no more than three (3) minutes. If an individual wishes to address the Board, he/she shall sign up on the form provided before the beginning of the board meeting to request time to speak. Each speaker shall be given no more than (3) minutes. Delegations must select only one individual to speak on their behalf unless otherwise determined by the Board.

Board Policy 1.609 Appeals to and Appearances Before the Board

WASHINGTON COUNTY BOARD OF EDUCATION

May 26, 2026

4:00 PM

Central Office

- I. Call to Order**
- II. Superintendent Search, TSBA Executive Director, Dr. Tammy Ganger**
- III. Request to start a car club at Daniel Boone High School**
- IV. Academics**
- V. Business/Finance**
 - A. FY27 Consolidated Federal Application/Budget**
 - B. Federal Inventory Disposition**
 - C. Monthly Financials**
 - D. Purchase Orders**
 - 1. Purchase Order 8002; Sweetwater; Lamar Elementary; Audio System; Funded by CTE ISM Grant; \$10,755.99; Line Item 141E 71300-730-000-00000-002**
 - 2. Purchase Order 8019; Front Row Music, Abingdon,VA; Sulphur Springs Elementary; Stage Lighting and Curtains; Funded by CTE ISM Grant; \$23,388.19; Line Item 141E 71300-730-000-00000-002**
 - 3. Purchase Order 8020; Presentation Solutions, Burkner, KY; Sulphur Springs; Materials and Supplies for previous banner maker purchase; funded by CTE ISM Grant; \$10,317.30; Line Item 141E 71300-429-000-00000-002**
 - 4. Purchase Order 8020; Ambrose Sound, Erwin, TN; Lamar Elementary; Staging System; CTE ISM Grant; \$19,313.78; Line Item 141E 71300-730-000-00000-002**
- VI. Operations**
 - A. Weight Room Floor Repair/Replacement at David Crockett High School**

- B. **Floor replacement in the Band Room at David Crockett High School; EF Commercial Flooring LLC, Dalton GA**
- C. **Renew service agreement with Finchum Flooring for resurfacing of gym floors**
- D. **Purchase of a van for student transport at one of the high schools**
- E. **Quotes for sound system upgrades at Ridgeview Elementary and Grandview Elementary**
- VII. **Policy**
 - A. **Policy 2.100 Fiscal Management Goals**
 - B. **Review of Allowances and Reimbursements Guidelines (annual agenda item)**
Policy 2.804 Expenses and Reimbursements
- VIII. **Student Supports**
- IX. **Superintendent**
 - A. **Overnight Trip Requests**
 - 1. **Boones Creek Elementary**
May 11-14th, 2027
8th Grade Trip
Washington, DC
Duration: 4 Days
 - B. **FY27 Board Meeting Calendar**
- X. **FY27 Budget**
- XI. **Adjournment of Workshop**
- XII. **Call to Order for Special Called Meeting**
- XIII. **Public Comment**
- XIV. **Policy 2.100 Fiscal Management Goals (1st and 2nd Reading)**
- XV. **FY27 Budget**
- XVI. **Adjourn**

My name is Caleb Sanders and I am a student at Daniel Boone High School. I am writing to you today on behalf of myself and a group of friends who share a common interest in automobiles and automotive culture. We are very excited about this possibility of establishing a car club here at our school and would like to propose this idea to you.

The main goal of this car club would be to create a safe and fun environment for students to explore their passion for cars and trucks. We could teach people the basics of car maintenance like changing oil and the basics. It's very important to know how to do stuff like this on your own. Not everyone has an adult/guardian that can teach this stuff so we could work as a team and have hands-on experience. We could also organize responsible and supervised car shows and meet-ups that would allow other students to showcase their vehicles and connect with like-minded peers. Our club would also promote responsible driving, educational activities and create a sense of community and teamwork to develop technical skill.

I am eager to discuss any more questions for this proposal. I am certain with the resources and people we could establish a car club and bring the automotive community together.

Sincerely,
Caleb Sanders
Sophomore

Washington County (900) Public District - FY 2027 - Consolidated - Rev 0 - Title I, Part A

* **The Local Educational Agency (LEA) hereby assures the State Educational Agency (SEA) that the LEA follows all regulations applicable for Title I-A, including those outlined below.**

- | | |
|-----|--|
| 1. | Ensure that migratory children and formerly migratory children who are eligible to receive Title I service are selected to receive services on the same basis as other children selected to receive Title I services. (1112(c)(1)) |
| 2. | Provide services to eligible children attending private elementary schools and secondary schools in accordance with section 1117, and timely and meaningful consultation with private school officials regarding Title I services. (1112(c)(2)) |
| 3. | Participate, if selected in the National Assessment of Education Progress in reading and mathematics in grades 4 and 8. (1112(c)(3)) |
| 4. | Coordinate and integrate services with other educational services at the local educational agency or individual school level, such as services for English learners, children with disabilities, migratory children, American Indian, Alaska Native, and Native Hawaiian children, and homeless children and youths, in order to increase program effectiveness, eliminate duplication and reduce fragmentation of the instructional program. (1112(c)(4)) |
| 5. | Provide for the educational stability of children in foster care by designating a foster care liaison and adhering to the guidelines, policies and procedures set forth in 14 Del. C, §202A, 14 Del. Admin. C. §903, 14 Del. Admin. C. §505 and the MOU Between the DOE, LEAs and DSCYF (effective 7/1/18) which expands upon the Title I provisions related to foster care including, but not limited to best interest decisions and transportation |
| 6. | Develop and implement clear written procedures governing how transportation to maintain children in foster care in their school of origin when in their best interest will be provided, arranged, and funded for the duration of the time in foster care. (1112(c)(5)(B)) |
| 7. | Ensure that all teachers and paraprofessionals working a program supported with funds under this part meet applicable state certification and licensure requirements, including any requirements for certification obtained through alternative routes to certification. (1112(c)(6)) |
| 8. | Ensure that services to provide early childhood education services to low-income children below the age of compulsory school attendance comply with performance standards established under 641A(a) of the Head Start Act (42 U.S.C. 9836a(a)). |
| 9. | Establish and implement a district-wide salary schedule, a policy to ensure equivalence among schools in teachers, administrators and other staff, and policy to ensure equivalence among schools in the provision of curriculum materials and instructional supplies. (1118(c)(2)(A)(iii)) |
| 10. | Demonstrate that the methodology used to allocate state and local funds to each school receiving Title I funds ensures that such schools receive all of the state and local funds it would otherwise receive if it were not receiving Title I funds. (1118(b)(2)) |
| 11. | Conduct outreach to all parents and family members and implement programs, activities, and procedures for the involvement of parents and family members in Title I programs with meaningful consultation with parents. (1116(a)(1)) |
| 12. | Jointly develop with, agree on with, and distribute to, parents and family members of Title I participating children a written parent and family engagement policy. (1116(a)(2)) |
| 13. | Conduct, with meaningful parent and family involvement, an annual revision of the content and evaluation of the effectiveness of the parent and family engagement policy in improving the academic quality of Title I schools. Use the evaluation findings to design evidence-based strategies for more effective parent involvement. (1116(a)(2)(D);1116(a)(2)(E)) |
| 14. | Involve parents and family members of Title I participating children in the decisions regarding how funds reserved for parent and family engagement are allotted for parental involvement activities. (1116(a)(3)(B)) |

- | | |
|-----|---|
| 15. | Notify parents of students attending Title I school at the beginning of each school year of the parents' right to request and receive in a timely manner, information regarding the professional qualifications of the student's classroom teachers, including at a minimum, the following: (i) whether the student's teacher-(I)has met state qualification and licensing criteria for the grade levels and subject areas in which the teacher provides instruction; (II) is teaching under emergency or other provisional status through which state qualification or licensing criteria have been waived; and (III) is teaching in the field of discipline of the certification of the teacher; (ii) whether the child is provided services by paraprofessionals and their qualifications. (1112(e)(1)(A)) |
| 16. | Provide to each individual parent of a child in a Title I school, information on the level of achievement and academic growth of the student, if applicable and available, on each of the state academic assessments required under this part; and timely notice that the student has been assigned, or has been taught for four or more consecutive weeks by a teacher who does not meet applicable state certification or licensure requirements at the grade level and subject area in which the teacher has been assigned. (1112(e)(1)(B)) |
| 17. | Notify, by the beginning of each school year, parents of students attending Title I schools of their right to request and receive in a timely manner, information regarding any state or local educational agency policy regarding student participation in any assessments mandated by section 1111(b)(2) and by the state or local educational agency, which shall include a policy, procedure, or parental right to opt the child out of such assessment, where applicable. (1112(e)(2)(A)) |
| 18. | Post on the local educational agency's website and, where practicable, on the website of each school serviced by the local educational agency, for each grade served by the local educational agency, information on each assessment required by the state to comply with section 1111, other assessments required by the state, and where such information is available and feasible to report, assessments required districtwide by the local educational agency, including: (i) subject matter to be assessed; (ii) purpose for which the assessment is designed and used; (iii) the source of the requirement for the assessment; and (iv) where such information is available. (1112(e)(2)(B)) |
| 19. | Use Title I funds to supplement the funds that would, in the absence of such federal funds, be made available from state and local funds to each school receiving Title I funds. (1118(b)(1)) |
| 20. | Demonstrate compliance with Section 1118(b)(1), within two years of the enactment of the Every Student Succeeds Act, through a methodology used to allocate state and local funds to each school receiving Title I funds to ensure that each school receives all of the state and local funds it would otherwise receive if it were not receiving Title I funds. (1118(b)(2), 1118(b)(5)) |
| 21. | Maintain the local educational agency's fiscal effort in accordance with Section 8521. (1118(a)) |
| 22. | Provide services to Title I schools that, taken as a whole, are at least comparable to services in schools that are not receiving Title I funds. (1118(c)(1)(A)) |
| 23. | Develop a written assurance that the local education agency has established and implemented an agency-wide salary schedule, a policy to ensure equivalence among schools in teachers, administrators and other staff, and a policy to ensure equivalence among schools in the provision of curriculum materials and instructional supplies. (1118(c)(2)) |
| 24. | Review all expenditures from the previous year's Consolidated Funding Application (CFA) and review the effectiveness level of each expenditure. |

Washington County (900) Public District - FY 2027 - Consolidated - Rev 0 - Title I, Part C

* **Assurances: The Local Education Agency (LEA) hereby assures the State Education Agency (SEA) that the LEA will:**

Title I, Part C Assurances

(1)	Be responsible for:
(a)	Pre-screening all students with the Occupational Survey
(b)	Referring potential migratory children and youth to the identification and recruitment team
(c)	Providing instructional and support services to migratory children and youth
(d)	Providing professional development for teachers and tutors of migratory children and youth
(e)	Facilitating and managing an LEA-level Migratory parent advisory committee (PAC)
(f)	Selecting a parent from the LEA-level PAC to work on the State-level PAC
(g)	Submitting and transferring required data as needed to the contract vendor
(2)	Funds received under Title I, Part C funding will be used only for programs and projects, including the acquisition of equipment to coordinate such program and projects with similar programs and projects within the state as well as with other federal programs that can benefit migratory children and their families.
(3)	Such programs and projects will be carried out in a manner consistent with the objectives of ESEA section 1114, subsections (b) and (d) of section 1115, subsections (b) and (c) of section 1120A.
(4)	In the planning and operation of programs and projects at both the State and LEA level there is consultation with parent advisory councils for programs of one school year in duration, and that all such programs and projects are carried out in a manner that provides for the same parental involvement as is required for programs and projects under section 1118, unless extraordinary circumstances make such provision impractical; and in a format and language understandable to the parents.
(5)	In planning and carrying out such programs and projects, there has been, and will be, adequate provision for addressing the unmet education needs of preschool migratory children.
(6)	The effectiveness of such programs and projects will be determined, where feasible, using the same approaches and standards that will be used to assess the performance of students, schools, and local educational agencies under Title I, Part A.
(7)	To the extent feasible, such programs and projects will provide for advocacy and outreach activities for migratory children and their families, including informing such children and families of, or helping such children and families gain access to, other education, health, nutrition, and social services; professional development programs, including mentoring, for teachers and other program personnel; family literacy programs, including such programs that use models developed under Even Start; the integration of information technology into educational and related programs; and programs to facilitate the transition of secondary school students to postsecondary education or employment
(8)	The LEA will assist the State and U.S. Secretary of Education in determining the number of migratory children under paragraphs ESSA § 1303(a)(1)(A) and 1303(a)(2)(B) through such procedures as the State or Secretary may require.

(9)	In providing services with funds received under this part, each recipient of such funds shall give priority to migratory children who are failing, or most at risk of failing, to meet the State's challenging State academic content standards and challenging State student academic achievement standards, and whose education has been interrupted during the regular school year.
(10)	The LEA assures that a child who ceases to be a migratory child during a school term shall be eligible for services until the end of such term.
(11)	The LEA assures that, to the extent that it has migrant-eligible students as evidenced by their Certificates of Eligibility (COEs) issued by the State MEP contractor, the LEA will properly code such students in its Student Information System (SIS) and that the LEA will timely respond to any request(s) for data and information from the Tennessee Department of Education or the State MEP contractor in conformance with all applicable laws and regulations, including but not limited to the federal Family Educational Rights and Privacy Act ("FERPA") (20 U.S.C. §1232g; 34 CFR Part 99).
(12)	Review all expenditures from the previous year's Consolidated Funding Application (CFA) and review the effectiveness level of each expenditure.
(13)	The LEA which accepts MEP funds assures it will create a migratory Parent Advisory Council (PAC) and convene twice a year for the purpose of soliciting input from parents to inform the local migrant program's service delivery plan; and that the LEA will maintain documentation of PAC activities such as meeting invitations, agendas, minutes/notes, attendance rosters, and meeting materials.
(14)	The LEA assures it will include the State's current Occupational Survey (OS) form in registration and enrollment processes during the fall and spring semesters as a preliminary screening tool in the identification of migratory students; that all students will be required to complete a new OS form each academic year; that completed forms will be pre-screened for upload to the tn-mep.net system for continued processing; that the LEA will disseminate, collect, process/submit, and maintain records of OS forms each academic year, in accordance with the State's procedures.
(15)	The LEA assures it will complete an Individual Needs Assessment (INA) for each identified migratory student annually or upon receiving a Certificate of Eligibility (COE) and enter the information into the tn-mep.net website within 10 business days of receipt of the COE; and the LEA assures the INAs will be monitored and updated in accordance with the State's required schedule.

Washington County (900) Public District - FY 2027 - Consolidated - Rev 0 - Title I, Part D LEA

Subpart 2- Local Education Agency Programs for Youth Who are Delinquent

* The Local Educational Agency (LEA) hereby assures the State Educational Agency (SEA) that the LEA follows all regulations applicable for Title I-D, including those outlined below.

LEA APPLICATIONS: Each local educational agency desiring assistance under this subpart shall submit an application to the State educational agency that contains such information as the SEA may require. Each such application shall include - [ESEA §1423]

(1) a description of the program to be assisted;

(2) a description of formal agreements, regarding the program to be assisted, between-

(A) the local educational agency; and

(B) correctional facilities and alternative school programs serving children and youth involved with the juvenile justice system;

(3) as appropriate, a description of how participating schools will coordinate with facilities working with delinquent children and youth to ensure that such children and youth are participating in an education program comparable to one operating in the local school such youth would attend;

(4) a description of the program operated by participating schools to facilitate the successful transition of children and youth returning from correctional facilities and, as appropriate, the types of services that such schools will provide such children and youth and other at-risk children and youth;

(5) a description of the characteristics (including, but not limited to learning difficulties, substance abuse problems, and other special needs) of the children and youth who will be returning from correctional facilities and, as appropriate, other at-risk children and youth expected to be served by the program, and a description of how the school will coordinate existing educational programs to meet the unique educational needs of such children and youth;

(6) as appropriate, a description of how schools will coordinate with existing social, health, and other services to meet the needs of students returning from correctional facilities, at-risk children or youth, and other participating children or youth, including, but not limited to prenatal health care and nutrition services related to the health of the parent and the child or youth, parenting and child development classes, child care, targeted reentry and outreach programs, referrals to community resources, and scheduling flexibility;

(7) as appropriate, a description of any partnerships with institutions of higher education or local businesses to facilitate postsecondary and workforce success for children and youth returning from correctional facilities, such as through participation in credit-bearing coursework while in secondary school, enrollment in postsecondary education, participation in career and technical education programming, and mentoring services for participating students;

(8) as appropriate, a description of how the program will involve parents and family members in efforts to improve the educational achievement of their children, assist in dropout prevention activities, and prevent the involvement of their children in delinquent activities;

(9) a description of how the program under this subpart will be coordinated with other Federal, State, and local programs, such as programs under title I of the Workforce Innovation and Opportunity Act and career and technical education programs serving at-risk children and youth;

(10) a description of how the program will be coordinated with programs operated under the Juvenile Justice and Delinquency Prevention Act of 1974 and other comparable programs, if applicable;

(11) as appropriate, a description of how schools will work with probation officers to assist in meeting the needs of children and youth returning from correctional facilities;

(12) a description of the efforts participating schools will make to ensure correctional facilities working with children and youth are aware of a child's or youth's existing individualized education program; and

(13) as appropriate, a description of the steps participating schools will take to find alternative placements for children and youth interested in continuing their education but unable to participate in a traditional public school program.

USES OF FUNDS. Funds provided to local educational agencies under this subpart may be used, as appropriate, for- [ESEA §1424]

(a) IN GENERAL. -

- (1) programs that serve children and youth returning to local schools from correctional facilities, to assist in the transition of such children and youth to the school environment and help them remain in school in order to complete their education;
- (2) dropout prevention programs which serve at-risk children and youth;
- (3) the coordination of health and social services for such individuals if there is a likelihood that the provision of such services, including day care, drug and alcohol counseling, and mental health services, will improve the likelihood such individuals will complete their education;
- (4) special programs to meet the unique academic needs of participating children and youth, including career and technical education, special education, career counseling, curriculum-based youth entrepreneurship education, and assistance in securing student loans or grants for postsecondary education;
- (5) programs providing mentoring and peer mediation;
- (6) programs for at-risk Indian children and youth, including such children and youth in correctional facilities in the area served by the local educational agency that are operated by the Secretary of the Interior or Indian tribes; and
- (7) pay for success initiatives.

(b) CONTRACTS AND GRANTS. - A local educational agency may use a subgrant received under this subpart to carry out the activities described under paragraphs (1) through (7) of subsection (a) directly or through subgrants, contracts, or cooperative agreements.

PROGRAM REQUIREMENTS FOR CORRECTIONAL FACILITIES RECEIVING FUNDS UNDER THIS SECTION. Each correctional facility entering into an agreement with a local educational agency under section 1423(2) to provide services to children and youth under this subpart shall-[ESEA §1425]

- (1) where feasible, ensure that educational programs in the correctional facility are coordinated with the student's home school, particularly with respect to a student with an individualized education program under part B of the Individuals with Disabilities Education Act;
- (2) if the child or youth is identified as in need of special education services while in the correctional facility, notify the local school of the child or youth of such need;
- (3) where feasible, provide transition assistance to help the child or youth stay in school, including coordination of services for the family, counseling, assistance in accessing drug and alcohol abuse prevention programs, tutoring, and family counseling;
- (4) provide support programs that encourage children and youth who have dropped out of school to reenter school and attain a regular high school diploma once their term at the correctional facility has been completed, or provide such children and youth with the skills necessary to gain employment or seek a regular high school diploma or its recognized equivalent;
- (5) work to ensure that the correctional facility is staffed with teachers and other qualified staff who are trained to work with children and youth with disabilities taking into consideration the unique needs of such children and youth;
- (6) ensure that educational programs in the correctional facility are related to assisting students to meet the challenging State academic standards;
- (7) to the extent possible, use technology to assist in coordinating educational programs between the correctional facility and the community school;
- (8) where feasible, involve parents in efforts to improve the educational achievement of their children and prevent the further involvement of such children in delinquent activities;
- (9) coordinate funds received under this subpart with other local, State, and Federal funds available to provide services to participating children and youth, such as funds made available under title I of the Workforce Innovation and Opportunity Act, and career and technical education funds;

(10) coordinate programs operated under this subpart with activities funded under the Juvenile Justice and Delinquency Prevention Act of 1974 and other comparable programs, if applicable;

(11) if appropriate, work with local businesses to develop training, curriculum-based youth entrepreneurship education, and mentoring programs for children and youth;

(12) upon the child's or youth's entry into the correctional facility, work with the child's or youth's family members and the local educational agency that most recently provided services to the child or youth (if applicable) to ensure that the relevant and appropriate academic records and plans regarding the continuation of educational services for such child or youth are shared jointly between the correctional facility and local educational agency in order to facilitate the transition of such children and youth between the local educational agency and the correctional facility; and

(13) consult with the local educational agency for a period jointly determined necessary by the correctional facility and local educational agency upon discharge from that facility, to coordinate educational services so as to minimize disruption to the child's or youth's achievement.

ACCOUNTABILITY. The SEA may - [ESEA §1426]

(1) reduce or terminate funding for projects under this subpart if a local educational agency does not show progress in the number of children and youth attaining a regular high school diploma or its recognized equivalent; and

(2) require correctional facilities or institutions for neglected or delinquent children and youth to demonstrate, after receiving assistance under this subpart for 3 years, that there has been an increase in the number of children and youth returning to school, attaining a regular high school diploma or its recognized equivalent, or attaining employment after such children and youth are released.

PROGRAM EVALUATIONS. [ESEA §1431]

(a) SCOPE OF EVALUATION. - Each State agency or local educational agency that conducts a program under subpart 1 or 2 shall evaluate the program, disaggregating data on participation by gender, race, ethnicity, and age while protecting individual student privacy, not less than once every 3 years, to determine the program's impact on the ability of participants-

(1) to maintain and improve educational achievement and to graduate from high school in the number of years established by the State under either the four-year adjusted cohort graduation rate or the extended-year adjusted cohort graduation rate, if applicable;

(2) to accrue school credits that meet State requirements for grade promotion and high school graduation;

(3) to make the transition to a regular program or other education program operated by a local educational agency or school operated or funded by the Bureau of Indian Education;

(4) to complete high school (or high school equivalency requirements) and obtain employment after leaving the correctional facility or institution for neglected or delinquent children and youth; and

(5) as appropriate, to participate in postsecondary education and job training programs.

(b) EXCEPTION. - The disaggregation required under subsection (a) shall not be required in a case in which the number of students in a category is insufficient to yield statistically reliable information or the results would reveal personally identifiable information about an individual student.

(c) EVALUATION MEASURES. - In conducting each evaluation under subsection (a), a State agency or local educational agency shall use multiple and appropriate measures of student progress.

(d) EVALUATION RESULTS. - Each State agency and local educational agency shall-

(1) submit evaluation results to the State educational agency and the Secretary; and

(2) use the results of evaluations under this section to plan and improve subsequent programs for participating children and youth.

The LEA assures that it will:

1. Monitor all facilities that receive Title I, Subpart Two to ensure that the facility is complying with all applicable statutory and regulatory requirements.
2. Maintain all formal agreements it has made with all facilities that receive Title I, D Subpart Two funding.
3. Evaluate the program, disaggregating Consolidated State Performance Report (CSPR) data on participating by gender, race, ethnicity, and age annually to determine the program's effect on the ability of participants to:
 - a. Maintain and improve educational achievement;
 - b. Accrue school credits that meet State requirements for grade promotion and high school graduation;
 - c. Make the transition to a regular program or other education program operated by a LEA;
 - d. Complete high school (or high school equivalency requirements), and obtain employment after leaving the correctional facility or institution; and,
 - e. As appropriate, participate in postsecondary education and job training. In conducting each evaluation, the LEA agrees to use multiple and appropriate measures of student progress.
4. Submit the Consolidated State Performance Report (CSPR) evaluation results to the TN Department of Education and/or the U.S. Department of Education and use the results of these evaluations to plan and improve subsequent programs for participating children and youth.
5. Assess student needs through testing and surveys and include data in needs assessment.
6. Verify that the facility has a process for identifying and serving students with special needs.
7. Ensure the Title I, D Subpart Two program is supplemental.
8. The LEA will ensure the program operated in participating facilities is comparable to the programs offered by the public schools that students would otherwise attend.
9. The LEA provides assurance that, when applicable, the facility will coordinate with other Federal, state, and local programs, such as programs under Title I of the Workforce Innovation and Opportunity Act (WIOA) and career and technical education programs serving at-risk children and youth.
10. The LEA provides assurance that, when applicable, the facility will coordinate with programs operated under the Juvenile Justice and Delinquency Prevention Act of 1974 and other comparable programs.
11. The LEA provides assurance that if the correctional facility or delinquent facility is working with students with disabilities, the facility staff is made aware of the student's individualized education programs (IEP) and their responsibility for serving this group of students under state and federal law.
12. Submit the Annual Child Count data to the TN Department of Education.
13. Review all expenditures from the previous year's Consolidated Funding Application (CFA) and review the effectiveness level of each expenditure.

Program Assurances

Washington County (900) Public District - FY 2027 - Consolidated - Rev 0 - Title II, Part A

* **The Local Educational Agency (LEA) hereby assures the State Educational Agency (SEA) that the LEA follows all regulations applicable to the assurances outlined below.**

The LEA has engaged in timely and meaningful consultation as required by ESEA 8501(c) and maintains all required documentation to support such consultation.

Ensure that all supported activities are approved and provided in a timely fashion and in accordance with agreements made as a result of meaningful consultation with private school representatives.

Obligate all private school funds during the fiscal year in which allocated and in support of activities agreed upon as a result of required consultation.

Engage in ongoing consultation with participating private school representatives as necessary to ensure continued communication, monitor agreed-upon activities, and to determine the effectiveness of provided activities.

Prioritize funds to schools within the LEA that are identified as priority and focus schools and have the highest percentage of low income children. (2102(b)(2)(C))

Use data and ongoing consultation with stakeholders to continually update and improve activities supported with Title II A funds. (2102(b)(2)(D))

Comply with section 8501, regarding participation of private school children and teachers. (2102(b)(2)(E))

Coordinate professional development activities supported with Title II A funds with professional development activities provided through other federal, state, and local programs.

Ensure that funds received shall be used to supplement, and not supplant, non-federal funds that would otherwise be used for activities authorized under this grant.

Washington County (900) Public District - FY 2027 - Consolidated - Rev 0 - English Learner Requirements

* **The Local Education Agency (LEA) hereby assures the State Education Agency (SEA) that:**

- | | |
|-----|---|
| 1. | The home language survey is administered one time at initial enrollment. This survey is kept in the student's cumulative folder and will be forwarded to the receiving school when/if the student leaves the school in which s/he initially enrolled. |
| 2. | Students for whom any HLS questions are answered as a language other than English are further interviewed to determine if the screener should be administered. |
| 3. | All students who could potentially be identified as EL are screened with the correct English language proficiency screener. |
| 4. | EL parents of non-English language background students and EL students are identified and served through translation or interpretation as needed. |
| 5. | Students who are identified as EL will receive at least the minimum services outlined in TN State Board of Education Rule 0520-01-19 whether or not the district is receiving Title III funds. |
| 6. | All teachers of EL students are providing accommodations and language supports as required to make both academic and ESL standards accessible. |
| 7. | For EL students whose parents/guardians have waived ESL services through the alternative language program, the ESL services are provided through the classroom teachers who must be trained on ESL standards. |
| 8. | Students are not retained in grade-level classes if English language acquisition is a factor in the decision for retention. |
| 9. | All students are receiving culturally appropriate and culturally sensitive instruction in all classes. |
| 10. | EL students are eligible for all school and extra-curricular programs. If their rate of participation is not comparable to that of non-EL students, the LEA is taking an active role in achieving equity through a well-designed written plan. |
| 11. | All ELs are age appropriate for the grade level in which they are placed. |
| 12. | All students are provided accommodations as needed to access TNReady and other assessments. |
| 13. | Each EL student with a disability has an ESL professional on his/her IEP team if the student has an IEP. |
| 14. | All English learners are assessed annually in English Language Proficiency until exit from services. [§ 1111(b)(2)(G)]. |
| 15. | All English learners are assessed annually in 3-8, and at least once in high school, for English Language Arts and Math. [§ 1111(b)(2)(B)(v)]. |
| 16. | All English learners who are entitled to other services receive them. (20 U.S.C. §§ 1400-1419; 34 C.F.R. pt. 300) (29 U.S.C. § 794 and 34 C.F.R. pt. 104). |

Resources

[Click here to open the Consolidated Funding Application Guide.](#)

Washington County (900) Public District - FY 2027 - Consolidated - Rev 0 - English Learner Requirements

* **The Local Education Agency (LEA) hereby assures the State Education Agency (SEA) that the LEA will:**

1.	Comply with section 1112(e)(3)(A)&(B) prior to, and throughout, each school year as of the date of application. (3116(b)(4)(A))
	a. Inform parents of English learners who are identified for participation in language instruction programs during the school year within 30 calendar days of their identification.
2.	Not be in violation of any state law, including state constitutional law, regarding the education of English learners, consistent with sections 3125 and 3126. (3116(b)(4)(B))
3.	Consult with teachers, researchers, school administrators, parents and family members, community members, public or private entities, and institutions of higher education, in developing and implementing Title III. (3116(b)(4)(C))
4.	Coordinate activities, if applicable, and share relevant data with local Head Start and Early Head Start agencies, including migrant and seasonal Head Start agencies, and other early childhood education providers. (3116(b)(4)(D))
5.	Ensure that all teachers in any language instruction educational program for English learners that is, or will be, funded by Title III are fluent in English and any other language used for instruction, including having written and oral communication skills. (3116(c))
6.	Submit a report to the state upon request in a form prescribed by the state on the activities conducted and children served by Title III. (3121(a))
7.	Implement an effective means of outreach to parents of English learners to inform them of how they can be involved in the education of their children, be active participants in assisting their child in attaining English proficiency, achieving at high levels within a well-rounded education, and meeting the challenging state academic standards expected of all students. (1112(e)(3)(C))
8.	Provide notice and information to parents in an understandable and uniform format, to the extent practicable, in a language that the parents can understand. (1112(e)(4))
9.	Conduct a self-assessment of the English Learner program on an annual basis, use the information to make programmatic changes or improvements, and use results to inform district goals around ESL programming (20 U.S.C. §1701-1720).
10.	Use funds to provide effective professional development to classroom teachers (including teachers in classroom settings that are not the settings of language instruction educational programs), principals and other school leaders, administrators, and other school or community-based organizational personnel. (3115(c)(2))
11.	Use funds to provide and implement other effective activities and strategies that enhance or supplement language instruction educational programs for English learners which shall include parent, family, and community engagement activities. (ESEA § 3115(c)(3))
12.	Comply with all requirements mandated by Tennessee State Board of Education ESL Rule 0520-01-19.
13.	Review all expenditures from the previous year's Consolidated Funding Application (CFA) and review the effectiveness level of each expenditure.

Program Assurances

Washington County (900) Public District - FY 2027 - Consolidated - Rev 0 - Title IV

* The Local Educational Agency (LEA) hereby assures the State Educational Agency (SEA) that the LEA follows all regulations applicable for Title IV, Part A, including those outlined below.

Title IV Assurances

(1)	Prioritize the distribution of funds to schools served by the LEA based on one or more of the following criteria-
(a)	Are among the schools with the greatest needs;
(b)	Have the highest percentages or numbers of children counted under section 1124(c) (i.e., children counted for purposes of basic grants to LEAs under Title I, Part A of the ESEA);
(c)	Are identified for comprehensive support and improvement under section 1111(c)(4)(D)(i) (i.e., are among the lowest-achieving schools);
(d)	Are implementing targeted support and improvement plans as described in section 1111(d)(2) (i.e., have consistently underperforming student subgroups); or
(e)	Are identified as a persistently dangerous public elementary
(2)	For an LEA or consortium that receives \$30,000 or more, we will use:
(a)	Not less than 20 percent of funds to support one or more of the activities authorized under section 4107 pertaining to well-rounded educational opportunities;
(b)	Not less than 20 percent of funds to support one or more activities authorized under section 4108 pertaining to safe and healthy students; and
(c)	A portion of funds to support one or more activities authorized under section 4109(a) pertaining to the effective use of technology, including an assurance that it will not use more than 15 percent of the remaining portion for purchasing technology infrastructure as described in section 4109(b).12
(3)	An LEA who receives \$30,000 or more in Title IV, Part A funds must meet the required minimums for each focus area (20% for Well-Rounded Educational Opportunities, 20% for Safe and Healthy Students, and a portion [1% or greater] of funds for the Effective Use of Technology) based on the allocation for that fiscal year. When funds are carried over, the LEA assures that there is a process and internal controls in place to track unspent required minimum funds from the prior fiscal year, in addition to the current year's required minimums.
(4)	Stakeholder engagements must include, but are not limited to: parents; teachers; principals; students; school leaders; charter school teachers, principals, and other school leaders, when applicable; Indian tribes or tribal organizations, when applicable; specialized instructional support personnel; local government representatives; community-based organizations; and others with relevant and demonstrated expertise. (ESEA section 4106(c)(1))
(5)	Annually report data to the SEA regarding the use of Title IV funds and progress toward meeting identified goals within the district plan. (ESEA section 4106(e)(1)(E).
(6)	Review all expenditures from the previous year's Consolidated Funding Application (CFA) and review the effectiveness level of each expenditure.
(7)	The LEA shall obtain prior written, informed consent from the parent of each child who is under 18 years of age to participate in any mental-health assessment or service that is funded under this title and conducted in connection with an elementary school or secondary school under this title. [ESSA § 4001(a)(1)(A)]

(8)	No funds under this title will be used for medical services or drug treatment or rehabilitation, except for integrated student supports, specialized instructional support services, or referral to treatment for impacted students, which may include students who are victims of, or witnesses to, crime or who illegally use drugs. [ESSA § 4001(b)]
(9)	No child will be required to obtain a prescription for a controlled substance, as defined in section 102 of the Controlled Substances Act (21 U.S.C. 802) as a condition of-receiving an evaluation or other service described under this title; or attending a school receiving assistance under this title. [ESSA § 4001(c)]
(10)	Comply with ESSA § 8526 regarding the prohibited use of funds.
(11)	Comply with TN SBE Policy 4.202 - Unsafe School Choice Policy (ESSA §8532), T.C.A. § 39-17-1309 regarding carrying weapons on school property (ESSA § 8561), and T.C.A. § 39-17-1604 regarding places where smoking and use of vapor products is prohibited (ESSA §8573).

Assurances

Washington County (900) Public District - FY 2027 - Consolidated - Rev 0 - Equitable Services for Private Schools

The Local Educational Agency (LEA) hereby assures the State Educational Agency (SEA) that the LEA follows all regulations applicable to the assurances outlined below:

The LEA has engaged in timely and meaningful consultation, as required by ESEA § 1117(b)(1), and maintains all required documentation to support such consultation.

The LEA will ensure that services to Title I private school students are provided in a timely fashion, in accordance with agreements made as a result of meaningful consultation with private school representatives.

The LEA will obligate all private school funds during the fiscal year in which allocated and in support of services agreed upon as a result of required consultation.

The LEA will engage in ongoing consultation with participating private school representatives as necessary to ensure fidelity of implementation of agreed-upon services and to monitor the effectiveness of services.

ESEA Assurances

Washington County (900) Public District - FY 2027 - Consolidated - Rev 0 - Assurances

This certification is required by the Department of Education regulations implementing Executive Order 12549, Debarment and Suspension, 34 CFR Part 85, for all lower tier transactions meeting the threshold and tier requirements stated at Section 85.110.

Applies to All ESEA Programs Included in this Application

* **The Local Educational Agency (LEA) hereby assures the State Educational Agency (SEA) that the LEA follows all regulations applicable for ESEA, including those outlined below.**

- | | |
|-----|--|
| 1. | Use fiscal control and fund accounting procedures that ensure proper disbursement of and accounting for federal funds paid to that agency under each program. Reference CMIA 7211R rule |
| 2. | Keep such records, and provide such information to the State, as may be reasonably required for fiscal audit, data reporting, and program evaluation. |
| 3. | Ensure all salaries are paid from project funds according to LEA rates. State/CONUS travel rates are to be used for project travel expenses. Adequate travel logs, as well as other necessary information, must be maintained to support expenditures. |
| 4. | Charge amounts for personnel services that are based on payrolls documented and approved in accordance with the generally accepted practice of the LEA. Payrolls must be supported by time and attendance or equivalent records for individual employees. Salaries and wages of employees chargeable to more than one grant program or cost objective, if applicable, must be supported by appropriate time distribution records. |
| 5. | Use these funds to supplement, and not supplant, the funds that would be made available in the absence of such federal funds, from non-federal sources and not supplant such funds. |
| 6. | Maintain control of program funds and adhere to allowability procedures for goods and services acquired with federal funds. The LEA shall retain all titles to property acquired with those funds, including equipment placed in private schools pursuant to Section 8501. |
| 7. | Recognize that state approval of an application does not relieve the LEA of its responsibility to comply with all applicable program and fiscal requirements. |
| 8. | Comply with federal civil rights laws. The Office for Civil Rights enforces several federal civil rights laws that prohibit discrimination in programs or activities that receive federal financial assistance from the Department of Education. Discrimination on the basis of race, color, and national origin is prohibited by <u>Title VI of the Civil Rights Act of 1964</u> ; sex discrimination is prohibited by <u>Title IX of the Education Amendments of 1972</u> ; discrimination on the basis of disability is prohibited by <u>Section 504 of the Rehabilitation Act of 1973</u> ; and age discrimination is prohibited by the <u>Age Discrimination Act of 1975</u> . These civil rights laws enforced by OCR extend to all state education agencies, elementary and secondary school systems, colleges and universities, vocational schools, proprietary schools, state vocational rehabilitation agencies, libraries, and museums that receive U.S. Department of Education funds. Areas covered may include, but are not limited to: admissions, recruitment, financial aid, academic programs, student treatment and services, counseling and guidance, discipline, classroom assignment, grading, vocational education, recreation, physical education, athletics, housing, and employment. OCR also has responsibilities under <u>Title II of the Americans with Disabilities Act of 1990</u> , including prohibiting disability discrimination by public entities, whether or not they receive federal financial assistance |
| 9. | Comply with Title VII of the Civil Rights Act of 1964, as amended by the Equal Employment Opportunity Act of 1972. (http://www.eeoc.gov/laws/statutes/titlevii.cfm) |
| 10. | Maintain fiscal effort in accordance with section 8521. |

11.	Comply with section 8501 regarding participation by private school children and teachers.
12.	Educational Rights and Privacy for Parents and Students The Board of Education will comply with all the privacy protections afforded parents and students under section 444 of the General Education Provisions Act (20 U.S.C. 1232g), as added by the Family Educational Rights and Privacy Act of 1974 (section 513 of Public Law 93-380; 88 Stat. 571).
13.	Termination of Employment and Unpaid Leave. Upon termination, any leave balance paid to a federally funded employee above the amount of leave earned in the current grant year shall NOT be paid from federal funds as detailed in 2 CFR 200.431 (b)(3).
14.	Certification Regarding Constitutionally Protected Prayer in Public Elementary and Secondary Schools. In order to receive funds under the ESEA as amended by the ESSA, an LEA must certify in writing to the state that no policy of the LEA prevents or otherwise denies participation in constitutionally protected prayer in public elementary and secondary schools as set forth in Section 8524. Certification must be provided to the state by October 1 of each year during which the LEA participates in an ESEA program.
15.	Certification Regarding Debarment, Suspension, Ineligibility and Voluntary Exclusion - Lower Tier Covered Transactions. As required by the Department of Education regulations implementing Executive Order 12549 and 12689, Debarment and Suspension, 2 CFR Part 180, the LEA must meet the threshold and tier requirements stated at Section 85.110.

Instructions for Certification

1.	By acknowledging these assurances, the LEA is providing the certification set out below.
2.	The terms "covered transaction," "debarred," "suspended," "ineligible," "lower tier covered transaction," "principal," "proposal," and "voluntarily excluded," as used in this clause, have the meanings set out in the Definitions and Coverage sections of rules implementing Executive Order 12549.
3.	The LEA agrees by submitting this proposal that it will exclude a person who is debarred, suspended, declared ineligible, or voluntarily excluded from participation in this covered transaction, unless authorized by the department or agency with which this transaction originated.
4.	The LEA further agrees by submitting this proposal that it will include the clause titled "Certification Regarding Debarment," without modification, in all lower tier covered transactions and in all solicitations for lower tier covered transactions.
5.	The LEA in a covered transaction may rely upon a certification of a prospective participant in a lower tier covered transaction that it is not debarred, suspended, ineligible, or voluntarily excluded from the covered transaction, unless the LEA knows the certification is erroneous. Each participant may, but is not required to, check the Nonprocurement List.
6.	The prospective lower tier participant shall provide immediate written notice to the person to whom this proposal is submitted if at any time it learns that its certification was erroneous when submitted or has become erroneous by reason of changed circumstances.
7.	Nothing contained in the foregoing shall be construed to require establishment of a system of records in order to render in good faith the certification required by this clause. The knowledge and information of a participant is not required to exceed that which is normally possessed by a prudent person in the ordinary course of business dealings.
8.	The certification in this clause is a material representation of fact by the LEA upon which reliance was placed when this transaction was entered into. If it is later determined that the LEA knowingly rendered an erroneous certification, or if an LEA in a covered transaction knowingly enters into a lower tier covered transaction with a person who is suspended, debarred, ineligible, or voluntarily excluded from participation in the transaction, in addition to other remedies available to the federal government, the department or agency with which this transaction originated may pursue available remedies, including suspension and/or debarment.

Certification

The LEA certifies, by submission of this proposal, that neither it nor its principals are presently debarred, suspended, proposed for debarment, declared ineligible, or voluntarily excluded from participation in this transaction by any federal department or agency.

Where the prospective lower tier participant is unable to certify to any of the statements in this certification, such prospective participant shall attach an explanation to this proposal.

Equal Access for Students, Teachers, and Other Program Beneficiaries

Section 427 of the General Education Provision Act (20 U.S.C. 1228a) requires LEAs to describe in their applications the steps they propose to take in order to ensure access to education and promote educational excellence by:

"(1) ensuring equal opportunities to participate for all eligible students, teachers, and other program beneficiaries in any project or activity carried out under an applicable program; and

(2) promoting the ability of such students, teachers, and beneficiaries to meet high standards."

Therefore, the LEA will ensure equitable participation in all local-level programs by students, teachers, and other beneficiaries with special needs through the following activities:

1. ensuring that all training for teachers and others who will conduct parental involvement activities is accessible to all participants and includes strategies for increasing access to the school and its activities for all parents regardless of disability or language spoken.
2. including accessibility guidelines as part of the criteria for effective professional development activities provided throughout the LEA as well as by federal programs.
3. using the LEA computer network to disseminate information to all constituents.
4. providing technical assistance through on-site visits to verify that equitable practices are being followed by schools.
5. including written statements in communications that advertise LEA-level activities to ensure that all necessary accommodations are made for equal access by constituents.
6. maintaining special task forces to formulate policy for coordination of programs to ensure equal access of all student populations, including low-income students, students with disabilities, students with emerging English skills, migrant students, homeless, neglected, or delinquent students, and others.
7. implementing other activities as appropriate.

Washington County (900) Public District - FY 2027 - Consolidated - Rev 0 - Assurances

The applicant hereby certifies to the Commissioner of Education that the representation made in this application properly reflects the projected pupils, personnel, and expenditures to be incurred in the operation of the special education program for pupils with disabilities conducted within the LEA, that the expenditures for services and goods will be made exclusively for the benefit of pupils which meet the eligibility criteria established by the U.S. Department of Education, and that personnel assignments and other documentation of expenses will be readily available for audit. All records necessary to ensure the correctness of the information provided by the agency will be kept five years beyond the final reporting date and access to such records will be provided to the SEA.

*** The local education agency (LEA) hereby assures the state education agency (SEA) that the LEA meets each of the following conditions:**

1.	Special Education and Related Services will be provided in compliance with established Federal and State Laws, Rules, Regulations, & Minimum Standards.
2.	The LEA, in providing for the education of children with disabilities within its jurisdiction, has in effect policies, procedures, and programs that are consistent with the State policies and procedures established under 20 U.S.C. § 1412, including the following:
a.	The LEA shall ensure a free appropriate public education (FAPE) is available to all children with disabilities, as defined under 20 U.S.C. § 1401(3) and State Board of Education Rule 0520-01-09-.02(3), who have a current individualized education program (IEP), residing in the state between the ages of 3 through 22, inclusive, including children with disabilities who have been suspended or expelled from school. See 20 U.S.C. § 1412(a)(1) and State Board of Education Rule 0520-01-09-.05(2).
b.	The LEA shall establish a goal of providing full educational opportunity to all children with disabilities and a detailed timetable for accomplishing that goal. See 20 U.S.C. § 1412(a)(2).
c.	The LEA shall ensure all children with disabilities residing in the LEA, including those who are experiencing homelessness, in foster care, or attending private schools within the LEA's jurisdiction, regardless of the severity of their disabilities, and in need of special education and related services, are identified, located, and evaluated, and a practical method is developed and implemented to determine which children with disabilities are currently receiving needed special education and related services. See 20 U.S.C. § 1412(a)(3) and State Board of Education Rule 0520-01-09-.05(1).
d.	The LEA shall ensure an individualized education program (IEP), or an individualized family service plan (IFSP) that meets the requirements of 20 U.S.C. § 1436(d), is developed, reviewed and revised for each child with a disability in accordance with section 20 U.S.C. § 1414(d)". See 20 U.S.C. § 1412(a)(4).
e.	The LEA shall ensure, to the maximum extent appropriate, children with disabilities, including children in public or private institutions or other care facilities, are educated with children who are not disabled. Special classes, separate schooling, or other removal of children with disabilities from the regular educational environment occurs only when the nature or severity of the disability of a child is such that education in regular classes with the use of supplementary aids and services cannot be achieved satisfactorily. See 20 U.S.C. § 1412(a)(5) and T.C.A. § 49-10-103(c).
f.	The LEA shall ensure children with disabilities and their parents are afforded the procedural safeguards required by 20 U.S.C. § 1415. See 20 U.S.C. § 1412(a)(6) and T.C.A. § 49-10-601.
g.	The LEA shall ensure children with disabilities are evaluated in accordance with subsections (a) through (c) of 20 U.S.C. § 1414 and the State Board of Education Special Education & Eligibility Standards. See 20 U.S.C. § 1412(a)(7) and State Board of Education Rule 0520-01-09-.11.
h.	The LEA shall comply with Family Educational Rights and Privacy Act (FERPA) (20 U.S.C. § 1232g) relating to the confidentiality of records and information. See 20 U.S.C. § 1412(a)(8).

i.	The LEA shall ensure children participating in early intervention programs assisted under Part C of the IDEA and who will participate in preschool programs will experience a smooth and effective transition consistent with 20 U.S.C. § 1437(a)(9). LEAs will participate in transition planning conferences arranged by the Tennessee Department of Disability & Aging (the State Lead Agency) under 20 U.S.C. § 1435(a)(10) and an IEP or, if consistent with 20 U.S.C. §§ 1414(d)(2)(B) and 1436(d), an IFSP will be developed and implemented by the third birthday. 20 U.S.C. § 1412(a)(9).
j.	The LEA shall ensure that all requirements under 20 U.S.C. § 1412(a)(10) regarding children in non-public schools are being carried out in a manner consistent with the statute.
k.	The LEA shall ensure that all requirements under T.C.A. § 49-10-107, regarding Contracts for Special Education Services, are being carried out in a manner consistent with the statute.
l.	The LEA shall ensure that all personnel necessary to carry out this part are appropriately and adequately prepared, subject to the requirements of 20 U.S.C. § 1412(a)(14) and 20 U.S.C. § 6612(b). See 20 U.S.C. § 1413(a)(3).
m.	The LEA has chosen to either coordinate with the National Instructional Materials Access Center when purchasing print instructional materials or to provide instructional materials to blind persons or other persons with print disabilities in a timely manner. See 20 U.S.C. § 1412(a)(23).
n.	The LEA shall ensure that timely and meaningful consultation has occurred with private schools and the parents of home-schooled special education students. See 20 U.S.C. § 1412(a)(10)(A)(iii).
3.	The LEA shall provide the SEA with information necessary to enable the SEA to carry out its duties under the IDEA, including, with respect to 20 U.S.C. § 1412(a)(15) and -(a)(16), information relating to the performance of children with disabilities participating in programs carried out under this part. See 20 U.S.C. § 1413(a)(7).
4.	The LEA shall make available to parents of children with disabilities and to the general public all documents relating to the eligibility of the LEA to receive assistance under the IDEA. See 20 U.S.C. § 1413(a)(8)
5.	The LEA shall cooperate under 20 U.S.C. § 6398 to ensure the linkage of records pertaining to migratory children with disabilities for the purpose of electronically exchanging, among the States, health and educational information regarding such children. See 20 U.S.C. § 1413(a)(9).
6.	Subject to 20 U.S.C. § 1413(b)(3), the LEA application submitted to the SEA shall remain in effect until the LEA submits to the SEA such modifications as the LEA determines necessary. See 20 U.S.C. § 1413(b)(2).
7.	The LEA shall ensure that all requirements under 20 U.S.C. § 1413(a)(5) regarding treatment of charter schools and their students are being carried out in a manner consistent with the IDEA. See 20 U.S.C. § 1413(a)(5).
8.	The LEA shall ensure funds provided under IDEA are used to pay the excess cost of providing special education and related services to children with disabilities; shall be used to supplement the State, Local and other Federal funds and not to supplant such funds; and shall not be used, except as provided in 20 U.S.C. § 1413(a)(2)(B) and (C) to reduce the level of expenditures. See 20 U.S.C. § 1413(a)(2)(A) and State Board of Education Rule 0520-01-09-.09(2)(b).
9.	The LEA shall ensure that case load and class size standards are in accordance with T.C.A. § 49-1-104 and State Board of Education Rule 0520-01-02-.31(4).

Washington County (900) Public District - FY 2027 - Consolidated - Rev 0 - Assurances

* **The Local Educational Agency (LEA) hereby assures the State Educational Agency (SEA) that the LEA follows all regulations applicable under Office of Civil Rights (OCR), including those outlined below.**

- | | |
|----|---|
| 1. | Title VI of the Civil Rights Act of 1964, as amended, 42 U.S.C. 2000d et seq., which prohibits discrimination on the basis of race, color, or national origin in any program or activity receiving Federal financial assistance; |
| 2. | Title IX of the Education Amendments of 1972, as amended, 20 U.S.C. 1681 et seq., which prohibits discrimination on the basis of sex in any education program or activity receiving federal financial assistance; and |
| 3. | Title II of the Americans with Disabilities Act which prohibits discrimination on the basis of disability in the benefits of services, programs or activities of a public entity and Section 504 of the Rehabilitation Act of 1973 which prohibits discrimination on the basis of disability in all programs or activities that receive federal financial assistance. |
| 4. | The Age Discrimination Act of 1975 which prohibits discrimination on the basis of age in all programs and activities that receive federal financial assistance. |
| 5. | All rules and regulations issued by the Tennessee Department of Education, Tennessee State Board of Education, and U.S. Department of Education under any of these statutes. |

Washington County (900) Public District - FY 2027 - Consolidated - Rev 0 - Assurances

* The Local Educational Agency (LEA) hereby assures the State Educational Agency (SEA) that the LEA follows all regulations applicable for OMB Single Audit, including those outlined below.

Part 6 - Internal Control

As a condition of receiving federal awards, non-federal entities agree to comply with laws, regulations, and the provisions of contract and grant agreements and to maintain internal control to provide reasonable assurance of compliance with these requirements. Non-federal entities and their auditors will need to exercise judgment in determining the most appropriate and cost effective internal control in a given environment or circumstance to provide reasonable assurance for compliance with federal program requirements.

The Control Environment is the foundation for all other components of internal control, including the following:

Part 6 characteristics of internal control relating to each of the five components of internal control that should reasonably assure compliance with the requirements of federal laws, regulations, and program compliance requirements. A description of the components of internal control and examples of characteristics common to the 14 types of compliance requirements are listed below. Objectives of internal control and examples of characteristics specific to each of 13 of the 14 types of compliance requirements follow this introduction. (Because Special Tests and Provisions are unique for each program, we could not provide specific control objectives and characteristics for this type of compliance requirement.)

1. A sense of conducting operations ethically is evidenced by a code of conduct or other verbal or written directive.
2. If there is a governing Board, the Board has established an Audit Committee or equivalent that is responsible for engaging the auditor, receiving all reports and communications from the auditor, and ensuring that audit findings and recommendations are adequately addressed.
3. Management positively responds to prior questioned costs and control recommendation.
4. Management respects and adheres to program compliance requirements.
5. Key managers' responsibilities clearly defined.
6. Key managers have adequate knowledge and experience to discharge their responsibilities.
7. Staff are knowledgeable about compliance requirements and being given responsibility to communicate all instances of noncompliance to management.
8. Management's commitment to competence ensures that staff receive adequate training to perform their duties.
9. Management support of adequately collects information via a reporting system.

Risk Assessment is the entity's identification and analysis of risks relevant to achievement of its objectives, forming a basis for determining how the risks should be managed.

1. Program managers and staff understand and have identified key compliance objectives.
2. Organizational structure provides identification of risks of noncompliance:
 - Key managers have been given responsibility to identify and communicate changes (including alleged fraud, waste, or abuse).
 - Employees who require close supervision (e.g. inexperienced) are identified.
 - Management has identified and assessed complex operations, programs, or projects.
 - Management is aware of results of monitoring, audits, and reviews, and considers related risk of noncompliance.

3.	Process established to implement changes in program objectives and procedures.
Control Activities are the policies and procedures that help ensure that management's directives are carried out.	
1.	Operating policies and procedures are clearly written, and communicated, and followed.
2.	Procedures are in place to implement changes in laws, regulations, guidance, and funding agreements affecting federal awards.
3.	Management has a procedure to prohibit overriding established controls.
4.	Adequate segregation of duties provided between performance, review, and recordkeeping of a task.
5.	Computer and program controls should include: -Data entry controls, e.g., edit checks. -Exception reporting. -Access controls. -Reviews of input and output data. -Computer general controls and security controls (including protecting personally identifiable information).
6.	Supervision of employees commensurate with their level of competence.
7.	Personnel with adequate knowledge and experience to discharge responsibilities.
8.	Equipment, inventories, cash, and other assets are secured physically and periodically inventoried (at least once every two years) and compared to recorded amounts.
9.	If there is a governing Board, the Board conducts regular meetings where financial information is reviewed and the results of program activities and accomplishments are discussed. Written documentation is maintained of the matters addressed at such meetings.
Information and Communication are the identification, capture, and exchange of information in a form and time frame that enable people to carry out their responsibilities.	
1.	The accounting system provides for separate identification of federal and non-federal transactions and allocation of transactions applicable to both.
2.	Adequate source documentation exists to support amounts and items reported.

Washington County (900) Public District - FY 2027 - Consolidated - Rev 0 - Assurances

* The local educational agency (LEA) hereby assures the state educational agency (SEA) that the LEA follows all regulations applicable for Single Audit, including those outlined below. All regulations in Uniform Grant Guidance (UGG), including those outlined below in instances where revisions to guidance occurs, the LEA assures it will follow all current regulations.

The LEA accepts that this award is subject to the requirements of the Uniform Administrative Requirements, Cost Principles and Audit Requirements for Federal Awards; Title 2 CFR part 200 as revised at 89 FR 30136-30208 (April 22, 2024).

GRANTS AND AGREEMENTS [2 CFR 1.100]

§200.1	Internal Controls.
	Internal controls means a process, implemented by a LEA, designed and implemented to provide reasonable assurance regarding the achievement of objectives in the following categories: (a) Effectiveness and efficiency of operations; (b) Reliability of reporting for internal and external use; and (c) Compliance with applicable laws and regulations.
§200.62	Internal Control Over Compliance Requirements for Federal Awards
	Internal control over compliance requirements for federal awards means a process implemented by a LEA designed to provide reasonable assurance regarding the achievement of the following objectives for federal awards: (a) Transactions are properly recorded and accounted for, in order to: (1) Permit the preparation of reliable financial statements and Federal reports; (2) Maintain accountability over assets; and (3) Demonstrate compliance with Federal statutes, regulations, and the terms and conditions of the Federal award; (b) Transactions are executed in compliance with: (1) Federal statutes, regulations, and the terms and conditions of the Federal award that could have a direct and material effect on a Federal program; and (2) Any other Federal statutes and regulations that are identified in the Compliance Supplement; and (c) Funds, property, and other assets are safeguarded against loss from unauthorized use or disposition.
§200.201	Use of Grant Agreements (Including Fixed-Amount Awards), Cooperative Agreements, and Contracts
	(3) The LEA must certify in writing to the federal awarding agency or pass-through entity at the end of the federal award that the project or activity was completed or the level of effort was expended. If the required level of activity or effort was not carried out, the amount of the federal award must be adjusted.
§200.302	Financial Management
	(b)(4) Effective control over, and accountability for, all funds, property, and other assets. The LEA must adequately safeguard all assets and assure that they are used solely for authorized purposes. See § 200.303 Internal Controls.
§200.303	Internal Controls

	<p>The LEA must:</p> <p>(a) Establish and maintain effective internal control over the federal award that provides reasonable assurance that the LEA is managing the federal award in compliance with federal statutes, regulations, and the terms and conditions of the federal award. These internal controls shall comply with guidance in "Standards for Internal Control in the Federal Government" issued by the Comptroller General of the United States and the "Internal Control Integrated Framework", issued by the Committee of Sponsoring Organizations of the Treadway Commission (COSO).</p>
§200.305	<p>Payment</p> <p>(b)(6) A payment must not be made to a LEA for amounts that are withheld by the LEA from payment to contractors to assure satisfactory completion of work. A payment must be made when the LEA actually disburses the withheld funds to the contractors or to escrow accounts established to assure satisfactory completion of work.</p>
§200.318	<p>General Procurement Standards</p> <p>(a) LEAs must use its own documented procurement procedures which reflect applicable state and local laws and regulations provided that the procurements confirm to applicable federal law and regulations.</p>
§200.321	<p>Contracting with Small and Minority Businesses, Women's Business Enterprises, and Labor Surplus Area Firms</p> <p>(a) The LEA must take all necessary affirmative steps to assure that minority businesses, women's business enterprises, and labor surplus area firms are used when possible.</p> <p>(b) Affirmative steps must include:</p> <ol style="list-style-type: none"> (1) Placing qualified small and minority businesses and women's business enterprises on solicitation lists; (2) Assuring that small and minority businesses, and women's business enterprises are solicited whenever they are potential sources; (3) Dividing total requirements, when economically feasible, into smaller tasks or quantities to permit maximum participation by small and minority businesses, and women's business enterprises; (4) Establishing delivery schedules, where the requirement permits, which encourage participation by small and minority businesses, and women's business enterprises; (5) Using the services and assistance, as appropriate, of such organizations as the Small Business Administration and the Minority Business Development Agency of the Department of Commerce; and (6) Requiring the prime contractor, if subcontracts are to be let, to take the affirmative steps listed in paragraphs (1) through (5) of this section.
§200.325	<p>Federal Awarding Agency or Pass-Through Entity Review</p> <p>(c)(2) The LEA may self-certify its procurement system. Such self-certification must not limit the federal awarding agency's ability to survey the system. Under a self-certification procedure, the federal awarding agency may rely on written assurances from the LEA that it is complying with these standards. The LEA must cite specific policies, procedures, regulations, or standards as being in compliance with these requirements and have its system available for review.</p>
§200.326	<p>Bonding Requirements</p> <p>(a) A bid guarantee from each bidder equivalent to five percent of the bid price. The "bid guarantee" must consist of a firm commitment such as a bid bond, certified check, or other negotiable instrument accompanying a bid as assurance that the bidder will, upon acceptance of the bid, execute such contractual documents as may be required within the time specified.</p> <p>(c) A payment bond on the part of the contractor for 100 percent of the contract price. A "payment bond" is one executed in connection with a contract to assure payment as required by law of all persons supplying labor and material in the execution of the work provided for in the contract.</p>
§200.329	<p>Monitoring and Reporting Program Performance</p> <p>(a) The LEA is responsible for oversight of the operations of the federal award supported activities. The LEA must monitor its activities under federal awards to assure compliance with applicable federal requirements and performance expectations are being achieved. Monitoring by the LEA must cover each program, function or activity.</p>

§200.400	Policy Guide
	(c) The LEA, in recognition of its own unique combination of staff, facilities, and experience, has the primary responsibility for employing whatever form of sound organization and management techniques may be necessary in order to assure proper and efficient administration of the federal award.
	(e) In reviewing, negotiating and approving cost allocation plans or indirect cost proposals, the cognizant agency for indirect costs should generally assure that the LEA is applying these cost accounting principles on a consistent basis during their review and negotiation of indirect cost proposals. Where wide variations exist in the treatment of a given cost item by the LEA, the reasonableness and equity of such treatments should be fully considered. See § 200.56 Indirect (facilities & administrative (F&A)) costs.
§200.415	Required Certifications
	(a) To assure that expenditures are proper and in accordance with the terms and conditions of the federal award and approved project budgets, the annual and final fiscal reports or vouchers requesting payment under the agreements must include a certification, signed by an official who is authorized to legally bind the LEA, which reads as follows: "By signing this report, I certify to the best of my knowledge and belief that the report is true, complete, and accurate, and the expenditures, disbursements and cash receipts are for the purposes and objectives set forth in the terms and conditions of the federal award. I am aware that any false, fictitious, or fraudulent information, or the omission of any material fact, may subject me to criminal, civil, or administrative penalties for fraud, false statements, false claims, or otherwise. (U.S. Code Title 18, § 1001 and Title 31, §§ 3729-3730 and 3801-3812)." (b) Certification of cost allocation plan or indirect (F&A) cost rate proposal.
§200.427	Bonding Costs
	(a) Bonding costs arise when the federal awarding agency requires assurance against financial loss to itself or others by reason of the act or default of the LEA. They arise also in instances where the LEA requires similar assurance, including: bonds as bid, performance, payment, advance payment, infringement, and fidelity bonds for employees and officials.
§200.430	Compensation-Personal Services
	(a) General. Compensation for personal services includes all remuneration, paid currently or accrued, for services of employees rendered during the period of performance under the federal award, including but not necessarily limited to wages and salaries. Compensation for personal services may also include fringe benefits which are addressed in § 200.431 Compensation-Fringe Benefits. Costs of compensation are allowable to the extent that they satisfy the specific requirements of this part.
§200.430	Standards for Documentation of Personnel Expenses
	(g)(1) LEA personnel expenses must 1. Be supported by a system of internal controls which provides reasonable assurance charges are accurate, allowable and allocable; 2. Be incorporated into official records; 3. Reasonably reflect total activity for which employee is compensated; 4. Encompass all activities (federal and non-federal); 5. Comply with established accounting policies and practices; and 6. Support distribution among specific activities or cost objectives.
§200.433	Contingency Provisions
	(c) Payments made by the federal awarding agency to the LEA's "contingency reserve" or any similar payment made for events the occurrence of which cannot be foretold with certainty as to the time or intensity, or with an assurance of their happening, are unallowable, except as noted in §§200.431 Compensation - fringe benefits regarding self-insurance, pensions, severance, and post-retirement health costs and 200.447 Insurance and indemnification.
§200.435	Defense and Prosecution of Criminal and Civil Proceedings, Claims, Appeals, and Patent Infringements

	(i) Costs which may be unallowable under this section, including directly associated costs, must be segregated and accounted for separately. During the pendency of any proceeding covered by paragraphs (b) and (f) of this section, the federal government must generally withhold payment of such costs. However, if in its best interests, the federal government may provide for conditional payment upon provision of adequate security, or other adequate assurance, and agreement to repay all unallowable costs, plus interest, if the costs are subsequently determined to be unallowable.
§200.521	Management Decisions
	(a) General. The management decision must clearly state whether or not the audit finding is sustained, the reasons for the decision, and the expected auditee action to repay disallowed costs, make financial adjustments, or take other action. If the auditee has not completed corrective action, a timetable for follow-up should be given. Prior to issuing the management decision, the Federal agency or pass-through entity may request additional information or documentation from the auditee, including a request for auditor assurance related to the documentation, as a way of mitigating disallowed costs. The management decision should describe any appeal process available to the auditee. While not required, the federal agency or pass-through entity may also issue a management decision on findings relating to the financial statements which are required to be reported in accordance with GAGAS.
App. II	F. CERTIFICATION.
	1. Certification of Charges To assure that expenditures for federal awards are proper and in accordance with the agreement documents and approved project budgets, the annual and/or final fiscal reports or vouchers requesting payment under the agreements will include a certification, signed by an authorized official of the LEA, which reads "By signing this report, I certify to the best of my knowledge and belief that the report is true, complete, and accurate, and the expenditures, disbursements and cash receipts are for the purposes and intent set forth in the award documents. I am aware that any false, fictitious, or fraudulent information, or the omission of any material fact, may subject me to criminal, civil, or administrative penalties for fraud, false statements, false claims, or otherwise. (U.S. Code, Title 18, § 1001 and Title 31, §§ 3729-3733 and 3801-3812)".

Washington County (900) Public District - FY 2027 - Consolidated - Rev 0 - Assurances

* **The Local Educational Agency (LEA) hereby assures the State Educational Agency (SEA) that the LEA complies with The Family Educational Rights and Privacy Act (FERPA) (20 U.S.C. §1232g; 34 CFR Part 99) including as outlined below:**

1. Parents or eligible students have the right to review the student's education records maintained by the LEA; to seek amendment of these records, and to consent to the disclosure to the personally identifiable information (PII) from education records.
2. The LEA annually notifies parents or eligible students of their rights under FERPA. The notice effectively informs parents and eligible students with disabilities, and/or parents and eligible students who have a primary or home language other than English.
3. The LEA gives full FERPA rights to either parent, unless the LEA has been provided with evidence that there is a court order, State statute, or legally binding document relating to such matters as divorce, separation, or custody that specifically revokes these rights.
4. When a student becomes an eligible student, the rights accorded to, and consent required of, parents transfer from the parents to the student. An eligible student is a student who has reached 18 years of age or is attending an institution of postsecondary education.

Budget Overview

Washington County (900) Public District - FY 2027 - Consolidated - Rev 0 - IDEA Preschool

Indirect Cost Guide	
Total Allocation	\$67,314.00
Existing Budget In Categories Not Eligible for Indirect Cost	\$0.00
Total Available for Budgeting In Categories Eligible for Indirect Cost and Indirect Cost	\$67,314.00
Indirect Cost Rate	4.29%
Max Available Budget In Categories Eligible for Indirect Cost	\$64,545.02
Max Indirect Cost	\$2,768.98

Filter by Location: 

Account Number	71200 - Special Education Program	72220 - Support Services/Special Education Program	Total
Line Item Number			
163 - Educational Assistants	20,202.00		20,202.00
201 - Social Security	3,278.00	0.00	3,278.00
204 - Pensions	6,607.00	0.00	6,607.00
207 - Medical Insurance	21,210.00	0.00	21,210.00
212 - Employer Medicare	767.00	0.00	767.00
312 - Contracts with Private Agencies	3,000.00	0.00	3,000.00
429 - Instructional Supplies & Materials	5,000.00		5,000.00
499 - Other Supplies and Materials	0.00	2,500.00	2,500.00
524 - In-Service / Staff Development		4,000.00	4,000.00
599 - Other Charges	0.00	750.00	750.00
Total	60,064.00	7,250.00	67,314.00
		Adjusted Allocation	67,314.00

Account Number 71200 - Special Education Program

72220 - Support Services/Special
Education Program

Total

Line Item Number

Remaining

0.00

Budget Overview

Washington County (900) Public District - FY 2027 - Consolidated - Rev 0 - IDEA, Part B

Indirect Cost Guide	
Total Allocation	\$2,068,494.00
Existing Budget In Categories Not Eligible for Indirect Cost	\$12,500.00
Total Available for Budgeting In Categories Eligible for Indirect Cost and Indirect Cost	\$2,055,994.00
Indirect Cost Rate	4.29%
Max Available Budget In Categories Eligible for Indirect Cost	\$1,971,420.08
Max Indirect Cost	\$84,573.92

Filter by Location: ▼

Account Number	71200 - Special Education Program	72220 - Support Services/Special Education Program	72710 - Transportation	Total
Line Item Number				
116 - Teachers	154,416.00			154,416.00
146 - Bus Drivers			200,565.00	200,565.00
163 - Educational Assistants	618,090.03			618,090.03
171 - Speech Pathologist	0.00	75,000.00		75,000.00
189 - Other Salaries & Wages	2,500.00	75,000.00	20,668.00	98,168.00
201 - Social Security	82,028.15	9,300.00	13,716.45	105,044.60
204 - Pensions	165,379.32	18,750.00	27,654.15	211,783.47
207 - Medical Insurance	291,500.00	24,860.00	50,000.00	366,360.00
212 - Employer Medicare	19,184.00	2,175.00	3,207.90	24,566.90
312 - Contracts with Private Agencies	130,000.00	0.00	0.00	130,000.00
355 - Travel		5,000.00	0.00	5,000.00
429 - Instructional Supplies & Materials	10,000.00			10,000.00

Account Number	71200 - Special Education Program	72220 - Support Services/Special Education Program	72710 - Transportation	Total
Line Item Number				
499 - Other Supplies and Materials	5,000.00	15,000.00	0.00	20,000.00
524 - In-Service / Staff Development		35,000.00	0.00	35,000.00
599 - Other Charges	0.00	0.00	2,000.00	2,000.00
725 - Special Education Equipment	7,500.00			7,500.00
790 - Other Equipment		5,000.00		5,000.00
Total	1,485,597.50	265,085.00	317,811.50	2,068,494.00
			Adjusted Allocation	2,068,494.00
			Remaining	0.00

Budget Overview

Washington County (900) Public District - FY 2027 - Consolidated - Rev 0 - Consolidated Admin Pool

Indirect Cost Guide	
Total Allocation	\$228,200.00
Existing Budget In Categories Not Eligible for Indirect Cost	\$0.00
Total Available for Budgeting In Categories Eligible for Indirect Cost and Indirect Cost	\$228,200.00
Indirect Cost Rate	4.29%
Max Available Budget In Categories Eligible for Indirect Cost	\$218,812.93
Max Indirect Cost	\$9,387.07

Filter by Location: All - \$228,200.00 ▼

Account Number	72210 - Support Services/Regular Instruction Program	Total
Line Item Number		
105 - Supervisor / Director	55,775.50	55,775.50
162 - Clerical Personnel	62,504.00	62,504.00
189 - Other Salaries & Wages	49,767.10	49,767.10
201 - Social Security	7,333.33	7,333.33
204 - Pensions	12,729.83	12,729.83
207 - Medical Insurance	9,941.40	9,941.40
212 - Employer Medicare	2,436.68	2,436.68
355 - Travel	9,500.00	9,500.00
499 - Other Supplies and Materials	8,000.00	8,000.00
524 - In-Service / Staff Development	10,212.16	10,212.16
Total	228,200.00	228,200.00
	Adjusted Allocation	228,200.00
	Remaining	0.00

Budget Overview

Washington County (900) Public District - FY 2027 - Consolidated - Rev 0 - Title IV

Indirect Cost Guide	
Total Allocation	\$120,295.92
Existing Budget In Categories Not Eligible for Indirect Cost	\$0.00
Total Available for Budgeting In Categories Eligible for Indirect Cost and Indirect Cost	\$120,295.92
Indirect Cost Rate	4.29%
Max Available Budget In Categories Eligible for Indirect Cost	\$115,347.52
Max Indirect Cost	\$4,948.40

Filter by Location: ▼

Account Number	71150 - Alternative Instruction Program	72130 - Other Student Support	72250 - Education Technology	Total
Line Item Number				
116 - Teachers	24,762.10			24,762.10
123 - Guidance Personnel		62,216.70		62,216.70
201 - Social Security	0.00	3,857.44	0.00	3,857.44
204 - Pensions	0.00	5,599.50	0.00	5,599.50
207 - Medical Insurance	0.00	17,199.00	0.00	17,199.00
212 - Employer Medicare	359.04	902.14	0.00	1,261.18
524 - In-Service / Staff Development		2,400.00	3,000.00	5,400.00
Total	25,121.14	92,174.78	3,000.00	120,295.92
			Adjusted Allocation	120,295.92
			Remaining	0.00

Budget Overview

Washington County (900) Public District - FY 2027 - Consolidated - Rev 0 - Title III

Indirect Cost Guide	
Total Allocation	\$12,301.71
Existing Budget In Categories Not Eligible for Indirect Cost	\$0.00
Total Available for Budgeting In Categories Eligible for Indirect Cost and Indirect Cost	\$12,301.71
Indirect Cost Rate	4.29%
Max Available Budget In Categories Eligible for Indirect Cost	\$11,795.68
Max Indirect Cost	\$506.03

Filter by Location: 

Account Number	71100 - Regular Instruction Program	72130 - Other Student Support	72210 - Support Services/Regular Instruction Program	Total
Line Item Number				
429 - Instructional Supplies & Materials	4,500.00			4,500.00
499 - Other Supplies and Materials	0.00	1,801.71	0.00	1,801.71
524 - In-Service / Staff Development		0.00	6,000.00	6,000.00
Total	4,500.00	1,801.71	6,000.00	12,301.71
			Adjusted Allocation	12,301.71
			Remaining	0.00

Budget Overview

Washington County (900) Public District - FY 2027 - Consolidated - Rev 0 - Title II, Part A

Indirect Cost Guide	
Total Allocation	\$283,155.57
Existing Budget In Categories Not Eligible for Indirect Cost	\$0.00
Total Available for Budgeting In Categories Eligible for Indirect Cost and Indirect Cost	\$283,155.57
Indirect Cost Rate	4.29%
Max Available Budget In Categories Eligible for Indirect Cost	\$271,507.89
Max Indirect Cost	\$11,647.68

Filter by Location: ▼

Account Number	72210 - Support Services/Regular Instruction Program	99100 - Transfers Out	Total
Line Item Number			
138 - Instructional Computer Personnel	76,251.00		76,251.00
189 - Other Salaries & Wages	75,968.00		75,968.00
201 - Social Security	9,437.57		9,437.57
204 - Pensions	9,665.91		9,665.91
207 - Medical Insurance	27,531.00		27,531.00
212 - Employer Medicare	2,207.18		2,207.18
504 - Indirect Cost		5,000.00	5,000.00
524 - In-Service / Staff Development	77,094.91		77,094.91
Total	278,155.57	5,000.00	283,155.57
		Adjusted Allocation	283,155.57
		Remaining	0.00

Budget Overview

Washington County (900) Public District - FY 2027 - Consolidated - Rev 0 - Title I, Part D LEA

Indirect Cost Guide	
Total Allocation	\$35,537.23
Existing Budget In Categories Not Eligible for Indirect Cost	\$0.00
Total Available for Budgeting In Categories Eligible for Indirect Cost and Indirect Cost	\$35,537.23
Indirect Cost Rate	4.29%
Max Available Budget In Categories Eligible for Indirect Cost	\$34,075.40
Max Indirect Cost	\$1,461.83

Filter by Location: ▼

Account Number	71100 - Regular Instruction Program	72210 - Support Services/Regular Instruction Program	99100 - Transfers Out	Total
Line Item Number				
429 - Instructional Supplies & Materials	12,215.83			12,215.83
499 - Other Supplies and Materials	18,121.40	0.00		18,121.40
504 - Indirect Cost			500.00	500.00
524 - In-Service / Staff Development		2,200.00		2,200.00
599 - Other Charges	2,500.00	0.00		2,500.00
Total	32,837.23	2,200.00	500.00	35,537.23
			Adjusted Allocation	35,537.23
			Remaining	0.00

Budget Overview

Washington County (900) Public District - FY 2027 - Consolidated - Rev 0 - Title I, Part A

Indirect Cost Guide	
Total Allocation	\$1,664,991.01
Existing Budget In Categories Not Eligible for Indirect Cost	\$0.00
Total Available for Budgeting In Categories Eligible for Indirect Cost and Indirect Cost	\$1,664,991.01
Indirect Cost Rate	4.29%
Max Available Budget In Categories Eligible for Indirect Cost	\$1,596,501.12
Max Indirect Cost	\$68,489.89

Filter by Location: ▼

Account Number	71100 - Regular Instruction Program	72130 - Other Student Support	72210 - Support Services/Regular Instruction Program	Total
Line Item Number				
116 - Teachers	916,108.00			916,108.00
163 - Educational Assistants	146,597.86		0.00	146,597.86
189 - Other Salaries & Wages	0.00	9,000.00	16,500.00	25,500.00
201 - Social Security	65,887.76	558.00	1,023.00	67,468.76
204 - Pensions	84,881.07	810.00	1,188.00	86,879.07
207 - Medical Insurance	283,909.60	0.00	0.00	283,909.60
212 - Employer Medicare	15,409.24	130.50	536.25	16,075.99
429 - Instructional Supplies & Materials	86,875.69			86,875.69
499 - Other Supplies and Materials	0.00	18,076.04	0.00	18,076.04
524 - In-Service / Staff Development		0.00	12,500.00	12,500.00
599 - Other Charges	0.00	5,000.00	0.00	5,000.00

Account Number	71100 - Regular Instruction Program	72130 - Other Student Support	72210 - Support Services/Regular Instruction Program	Total
Line Item Number				
Total	1,599,669.22	33,574.54	31,747.25	1,664,991.01
			Adjusted Allocation	1,664,991.01
			Remaining	0.00

Allocations																
Washington County (900) Public District - FY 2027 - Consolidated - Rev 0 - Allocations																
Allocation Type	(1) ESEA Con. Admin	(2)	Title I-A CFDA: 84.010A	(3) Title I-A Neglected CFDA: 84.010A	(4)	Title I-C (5)	Title I-D LEA (6) CFDA: 84.010A	Title I-D SA (7) CFDA: 84.013A	Title II-A (8) CFDA: 84.367A	Title III (9) CFDA: 84.365A	Title IV (10) CFDA: 84.424A	Title V (11) CFDA: 84.358A	School-wide Pool	(12) IDEA, Part B CFDA: 84.027A	(13) IDEA Preschool CFDA: 84.173A	Total
Original	\$0.00		\$1,819,991.01	\$0.00		\$2,396.16	\$43,537.23	\$0.00	\$348,155.57	\$12,401.71	\$120,395.92	\$0.00	\$0.00	\$2,068,494.00	\$67,314.00	\$4,482,685.60
Incoming Carryover	\$0.00		\$0.00	\$0.00		\$0.00	\$0.00	\$0.00	\$0.00	\$0.00	\$0.00	\$0.00	\$0.00	\$0.00	\$0.00	\$0.00
Outgoing Carryover	\$0.00		\$0.00	\$0.00		\$0.00	\$0.00	\$0.00	\$0.00	\$0.00	\$0.00	\$0.00	\$0.00	\$0.00	\$0.00	\$0.00
Reallocated	\$0.00		\$0.00	\$0.00		\$0.00	\$0.00	\$0.00	\$0.00	\$0.00	\$0.00	\$0.00	\$0.00	\$0.00	\$0.00	\$0.00
Additional	\$0.00		\$0.00	\$0.00		\$0.00	\$0.00	\$0.00	\$0.00	\$0.00	\$0.00	\$0.00	\$0.00	\$0.00	\$0.00	\$0.00
Released	\$0.00		\$0.00	\$0.00		\$0.00	\$0.00	\$0.00	\$0.00	\$0.00	\$0.00	\$0.00	\$0.00	\$0.00	\$0.00	\$0.00
Consortium	\$0.00		\$0.00	\$0.00		\$0.00	\$0.00	\$0.00	\$0.00	\$0.00	\$0.00	\$0.00	\$0.00	\$0.00	\$0.00	\$0.00
Special Award	\$0.00		\$0.00	\$0.00		\$0.00	\$0.00	\$0.00	\$0.00	\$0.00	\$0.00	\$0.00	\$0.00	\$0.00	\$0.00	\$0.00
FER Released	\$0.00		\$0.00	\$0.00		\$0.00	\$0.00	\$0.00	\$0.00	\$0.00	\$0.00	\$0.00	\$0.00	\$0.00	\$0.00	\$0.00
Total	\$0.00		\$1,819,991.01	\$0.00		\$2,396.16	\$43,537.23	\$0.00	\$348,155.57	\$12,401.71	\$120,395.92	\$0.00	\$0.00	\$2,068,494.00	\$67,314.00	\$4,482,685.60
Allocation Transfers	(1) ESEA Con. Admin	(2)	Title I-A CFDA: 84.010A	(3) Title I-A Neglected CFDA: 84.010A	(4)	Title I-C (5)	Title I-D LEA (6) CFDA: 84.010A	Title I-D SA (7) CFDA: 84.013A	Title II-A (8) CFDA: 84.367A	Title III (9) CFDA: 84.365A	Title IV (10) CFDA: 84.424A	Title V (11) CFDA: 84.358A	School-wide Pool	(12) IDEA, Part B CFDA: 84.027A	(13) IDEA Preschool CFDA: 84.173A	Total
From Title I-A	\$155,000.00		(\$155,000.00)													\$0.00
From Title I-A Neglected	\$0.00			\$0.00												\$0.00
From Title I-C	\$0.00				\$0.00											\$0.00
From Title I-D LEA	\$8,000.00						(\$8,000.00)									\$0.00
From Title II-A	\$65,000.00	Original \$0.00 Carryover \$0.00		Original \$0.00 Carryover \$0.00	Original \$0.00 Carryover \$0.00	Original \$0.00 Carryover \$0.00	Original \$0.00 Carryover \$0.00	Original \$0.00 Carryover \$0.00	(\$65,000.00)	Original \$0.00 Carryover \$0.00	Original \$0.00 Carryover \$0.00	Original \$0.00 Carryover \$0.00	Original \$0.00 Carryover \$0.00			\$0.00
From Title III	\$100.00									(\$100.00)						\$0.00
From Title IV	\$100.00	Original \$0.00 Carryover \$0.00		Original \$0.00 Carryover \$0.00	Original \$0.00 Carryover \$0.00	Original \$0.00 Carryover \$0.00	Original \$0.00 Carryover \$0.00	Original \$0.00 Carryover \$0.00	Original \$0.00 Carryover \$0.00	Original \$0.00 Carryover \$0.00	(\$100.00)	Original \$0.00 Carryover \$0.00	Original \$0.00 Carryover \$0.00			\$0.00
From Title V	\$0.00												\$0.00			\$0.00
From IDEA, Part B														\$0.00		\$0.00
Total	\$228,200.00		\$1,664,991.01	\$0.00		\$2,396.16	\$35,537.23	\$0.00	\$283,155.57	\$12,301.71	\$120,295.92	\$0.00	\$0.00	\$2,068,494.00	\$67,314.00	\$4,482,685.60



Mr. Jerry S. Boyd
Superintendent

405 W. College St.
Jonesborough, TN 37659
Phone (423) 753-1100

May 26, 2026

Dear Board Members:

Several pieces of equipment purchased with federal funds are obsolete or have been deemed beyond repair. In accordance with federal guidelines, this equipment must be deleted from federal inventories. These items are listed on an attached form (see Washington County Department of Education Federal Disposition Report) for approval at the June 4, 2026 board meeting. This procedure is to provide assurance that all items being written off federal inventories are disposed of in compliance with Education Department General Admistrative Regulations (EDGAR) and other rules and regulations.

I am presenting these inventory items to the Board for disposition.

Sincerely,

Jerry Whitaker
Director of Federal Programs

Eric Barnes
Annette Buchanan
Keith Ervin

Chad Fleenor
David Hammond
Gregg Huddleston

Board of Directors

Mike Masters
Whitney Riddle
Vince Walters

Description of Property	Serial # or Other Identification Number	Cost	Acquisition Date (m/d/y)	School	Location of Property	Insurance removal	Ready for Disposition	Reason	Type of Inventory
Motorola Two-Way Radio	27BK2B0343	\$ 150.83	4/26/2019	Asbury	Room 3	No	Yes	Beyond Repair	Title IV
Motorola Two-Way Radio	27BK2B1358	\$ 150.83	4/26/2019	Asbury	Room 5	No	Yes	Beyond Repair	Title IV
Motorola Two-Way Radio	27BK2B1355	\$ 150.83	4/26/2019	Asbury	Room 10	No	Yes	Beyond Repair	Title IV
Motorola Two-Way Radio	27BK190928	\$ 150.83	4/26/2019	Asbury	PE Teacher	No	Yes	Beyond Repair	Title IV
Motorola Two-Way Radio	27BK190929	\$ 150.83	4/26/2019	Asbury	Room 7/Counselor	No	Yes	Beyond Repair	Title IV
Motorola Two-Way Radio	27BK190930	\$ 150.83	4/26/2019	Asbury	Room 5	No	Yes	Beyond Repair	Title IV
Motorola Two-Way Radio	27BK190923	\$ 150.83	4/26/2019	Asbury	Room 2	No	Yes	Beyond Repair	Title IV
Motorola Two-Way Radio	27BK190924	\$ 150.83	4/26/2019	Asbury	Back Office	No	Yes	Beyond Repair	Title IV
Motorola Two-Way Radio	27BK190925	\$ 150.83	4/26/2019	Asbury	Room 11 Allison	No	Yes	Beyond Repair	Title IV
Motorola Two-Way Radio	27BK190926	\$ 150.83	4/26/2019	Asbury	Room 3	No	Yes	Beyond Repair	Title IV
VIEW SONIC PANEL	8825511708	\$ 650.00	2009.01	Asbury	Room 3	Yes	Yes	Obsolete	Title IV
OVERHEAD CABINET	WA2053030318	\$ 2,276.72	3/10/2021	BCE	B125 Boone	Yes	Yes	Beyond Repair	Title I
Lenoovo Hard Drive/Monitor	VS00011491	\$ 129.00	1993.01	Lamar	104-Hill	No	Yes	Beyond Repair	Title I
Dave Ramsey Curriculum DVD	0-9774865-7-4	\$ 389.99	7/26/2010	SSA	Classroom	No	Yes	Beyond Repair	Title I - TACF (TN Alliance for Child. & Fam.)
Mimio Teach	17622261	\$ 359.99	5/25/2007	SSA	Classroom (AF)	No	Yes	Obsolete	Title I - TACF (TN Alliance for Child. & Fam.)
Mimio Capture	17622267	\$ 759.00	7/20/2012	SSA	Classroom	Yes	Yes	Obsolete	Title I - TACF (TN Alliance for Child. & Fam.)
Mimio View Document Camera	1771043	\$ 259.00	7/20/2012	SSA	Classroom (AF)	No	Yes	Obsolete	Title I - TACF (TN Alliance for Child. & Fam.)
Classroom Jeopardy	8000	\$ 599.00	7/20/2012	SSA	Classroom	Yes	Yes	Obsolete	Title I - TACF (TN Alliance for Child. & Fam.)
Kindle #12	50X0H404 6037 9FM	\$ 279.11	7/26/2012	SSA	Classroom	No	Yes	Obsolete	Title I - TACF (TN Alliance for Child. & Fam.)
hard drive lenovo	R93027301001	\$ 379.99	5/28/2017	SSA	Right front corner front class	No	Yes	Beyond Repair	Title I - TACF (TN Alliance for Child. & Fam.)
monitor AOC	AH-XH49A003-487	\$ 74.99	5/28/2017	SSA	A Office	No	Yes	Beyond Repair	Title I - TACF (TN Alliance for Child. & Fam.)
EMS Backboard	00659884			DCHS	Old Annex	No	Yes	Obsolete	Carl Perkins Basic
EMS Backboard	00659883			DCHS	Old Annex	No	Yes	Obsolete	Carl Perkins Basic
Livestock Trailer	00235164			DBHS	Barn	No	Yes	Beyond Repair	Carl Perkins Basic
Table	T-31	\$ 231.55	1996.01	WV	101-Storage	No	Yes	Beyond Repair	Title I
SPIRE Level 2	Kit #8	\$ 286.00	2015-16	Lamar	CDC Room	No	Yes	Obsolete	IDEA
SPIRE Level 1	Kit #4	\$ 286.00	2013-14	Lamar	CDC Room	No	Yes	Obsolete	IDEA
SPIRE Level 2	Kit #10	\$ 286.00	2015-16	Lamar	CDC Room	No	Yes	Obsolete	IDEA
Refrigerator	H1791724	\$ 617.50	4/6/2022	GV	GV Nurse's Clinic	Yes	Yes	Obsolete	IDEA
Acer Chromebook 712 (C871)	NXHQEA00104129FD77600	\$ 253.50	7/3/2020	BCE	Student Name Redacted - PII	No	Yes	Beyond Repair	The Epidemiology and Laboratory Capacity (ELC)
Acer Chromebook 712 (C871)	NXHQEA00104129FF77600	\$ 253.50	7/3/2020	BCE	Student Name Redacted - PII	No	Yes	Beyond Repair	ESSER 1.0
Acer Chromebook 712 (C871)	NXHQEA00104129FBA7600	\$ 253.50	7/3/2020	BCE	Student Name Redacted - PII	No	Yes	Beyond Repair	ESSER 1.0
Acer Chromebook 712 (C871)	NXHQEA0010421CE7600	\$ 253.50	7/3/2020	BCE	Student Name Redacted - PII	No	Yes	Beyond Repair	ESSER 1.0
Acer Chromebook 712 (C871)	NXHQEA00104129F8B7600	\$ 253.50	7/3/2020	BCE	Student Name Redacted - PII	No	Yes	Beyond Repair	ESSER 1.0
Acer Chromebook 712 (C871)	NXHQEA0010421C1B27600	\$ 253.50	7/3/2020	BCE	Student Name Redacted - PII	No	Yes	Beyond Repair	ESSER 1.0
Acer Chromebook 712 (C871)	NXHQEA0010421C2C17600	\$ 253.50	7/3/2020	BCE	Student Name Redacted - PII	No	Yes	Beyond Repair	ESSER 1.0
Acer Chromebook 712 (C871)	NXHQEA00104129F9E7600	\$ 253.50	7/3/2020	BCE	Student Name Redacted - PII	No	Yes	Beyond Repair	ESSER 1.0
Acer Chromebook 712 (C871)	NXHQEA0010421C1A87600	\$ 253.50	7/3/2020	BCE	Student Name Redacted - PII	No	Yes	Beyond Repair	ESSER 1.0
Acer Chromebook 712 (C871)	NXHQEA0010421C1A87600	\$ 253.50	7/3/2020	BCE	Student Name Redacted - PII	No	Yes	Beyond Repair	ESSER 1.0
Acer Chromebook 712 (C871)	NXHQEA0010421C24F7600	\$ 253.50	7/3/2020	BCE	Student Name Redacted - PII	No	Yes	Beyond Repair	ESSER 1.0
Acer Chromebook 712 (C871)	NXHQEA00104129FC77600	\$ 253.50	7/3/2020	BCE	Student Name Redacted - PII	No	Yes	Beyond Repair	ESSER 1.0
Acer Chromebook 712 (C871)	NXHQEA0010421C27F7600	\$ 253.50	7/3/2020	BCE	Student Name Redacted - PII	No	Yes	Beyond Repair	ESSER 1.0
Acer Chromebook 712 (C871)	NXHQEA0010421C2477600	\$ 253.50	7/3/2020	BCE	Student Name Redacted - PII	No	Yes	Beyond Repair	ESSER 1.0
Acer Chromebook 712 (C871)	NXHQEA0010421C1EE7600	\$ 253.50	7/3/2020	BCE	Student Name Redacted - PII	No	Yes	Beyond Repair	ESSER 1.0
Acer Chromebook 712 (C871)	NXHQEA0010421C1887600	\$ 253.50	7/3/2020	BCE	Student Name Redacted - PII	No	Yes	Beyond Repair	ESSER 1.0
Acer Chromebook 712 (C871)	NXHQEA00104129F847600	\$ 253.50	7/3/2020	BCE	Student Name Redacted - PII	No	Yes	Beyond Repair	ESSER 1.0
Acer Chromebook 712 (C871)	NXHQEA0010421C2557600	\$ 253.50	7/3/2020	BCE	Student Name Redacted - PII	No	Yes	Beyond Repair	ESSER 1.0
Acer Chromebook 712 (C871)	NXHQEA0010421C1CB7600	\$ 253.50	7/3/2020	BCE	Student Name Redacted - PII	No	Yes	Beyond Repair	ESSER 1.0
Acer Chromebook 712 (C871)	NXHQEA0010421C1D67600	\$ 253.50	7/3/2020	BCE	Student Name Redacted - PII	No	Yes	Beyond Repair	ESSER 1.0
Acer Chromebook 712 (C871)	NXHQEA0010421C2987600	\$ 253.50	7/3/2020	BCE	Student Name Redacted - PII	No	Yes	Beyond Repair	ESSER 1.0
Acer Chromebook 712 (C871)	NXHQEA0010421C2977600	\$ 253.50	7/3/2020	BCE	Student Name Redacted - PII	No	Yes	Beyond Repair	ESSER 1.0
Acer Chromebook 712 (C871)	NXHQEA00104129F9C7600	\$ 253.50	7/3/2020	RV	Student Name Redacted - PII	No	Yes	Beyond Repair	ESSER 1.0
Acer Chromebook 712 (C871)	NXHQEA00104129F8E7600	\$ 253.50	7/3/2020	RV	Student Name Redacted - PII	No	Yes	Beyond Repair	ESSER 1.0
Acer Chromebook 712 (C871)	NXHQEA00104129F937600	\$ 253.50	7/3/2020	RV	Student Name Redacted - PII	No	Yes	Beyond Repair	ESSER 1.0

Revenue and Expense Summaries for April 2026 for the 141, 142, & 143 Funds

141-Fund Revenues

- Revenue for April 2026 was \$7,947,198 compared to \$7,721,725 April 2025. This is an increase of \$225,475.
 - The main key variations from last April are listed below.
 - 40110 Current Property Tax was an increase of \$17,564 which mostly due to timing of Trustee collections.
 - 40210 Local Options Sales Tax was an increase of \$46,289
 - 46510 TISA was an increase of \$186,990.00.
 - You can evaluate the Rural Option Sales Tax impact from the prior formula change to both the Washington County Schools and Johnson City Schools on document (4-A_Washington County Rural Option Sales Tax_April2026).

141-Fund Expenses

- Expenses for April 2026 are coming in at \$8,319,442.32. This is \$374,280.74 more than April 2025.
 - Major variances from April 2025
 - Overall salary and benefit expenses were \$282,317 more than April 2025.
 - 71100-399 for Other Contracted Services were \$70,979.64 more than last April due to the % of revenue paid to the University High School.
- You can also reference a report that gives some additional details this month on BOE Connected titled as (1-D_Summary_141_Payables Detail April2026).

142-Federal Fund

- The Federal Projects fund saw \$586,317 of flow through revenues in April 2026. The breakdown of the reimbursements are listed below.
- The current breakdown of revenue/reimbursements received are listed below:
 - Consolidated/Title Grants accounted for 29%
 - SPED grants accounted for 65% (2-months IDEA Part-B Grant reimbursements)
 - All other grants accounted for 6%
- You can also reference a report that gives some additional details this month on BOE Connect titled as (2-A_Summary_142_Payables Detail April2026).

143-Dietary Fund (From the Trustee's Report-Unreconciled)

- Revenue for April 2026 came in at \$455,347.22 which is \$382,989K more than April 2025.
 - The increase is inflated due to the timing of reimbursements received from the state in April 2025. However, some of this is certainly from revenue growth, as revenues are up over 24% YTD through April 2026 compared to the same time in the prior fiscal year.

- Expenses came in around \$432K which is around \$112K less than April 2025.
 - Expenses for the YTD through April 2026 are down by (5.77%) as compared to the same time last fiscal year.
- The unreconciled Dietary Fund balance for April 2026 off the Trustee's Revenue Report is just over \$1.729 Million.
 - Dietary experienced an increase of around \$23K in fund balance for April 2026 from the prior month.
 - In comparison to April 2025, the Dietary Fund balance has increased by around \$442K, this is off the Trustee report which is an unreconciled report.
 - However, this is inflated due to revenue not being received in a timely matter from in comparison to April 2025.
 - For the YTD through April 2026 the Dietary Fund is tracking over a \$200K loss, which is a strong improvement over the last 2 fiscal years.
 - This is a very positive change as the fund is not far away from stabilizing if we keep going in this direction.
 - We will need to keep watch on this closely if we get close to the \$750K minimum fund balance threshold.

Fnd	Acct	Obj	Prj	Account Level Description	2025-26 Revised Budget	2024-25 April	2025-26 April	April Variance	2024-25 FYTD Activit	2025-26 FYTD Activit	FYTD Variance	2025-26 Uncollected Reve	2025-26 FY % Coll
141	40110	000	000	CURRENT PROPERTY TAX	13,552,792	58,690	76,254	17,564	13,679,933	13,916,303	236,370	-363,511	102.68
141	40120	000	000	TRUSTEE'S COLLECTIONS - PRIOR	98,228	-4,625	3,815	8,441	76,203	326,813	250,609	-228,585	332.71
141	40125	000	000	CLK/MASTER COLLECTIONS-PRIOR	644	0	119	119	0	213	213	431	33.04
141	40130	000	000	CIRCUIT CLERK/CLERK & MASTER C	61,916	3,829	5,065	1,236	48,381	68,269	19,888	-6,353	110.26
141	40140	000	000	INTEREST AND PENALTY	61,707	4,741	5,454	714	49,712	75,141	25,429	-13,434	121.77
141	40162	000	000	PAYMENTS IN LIEU OF TAXES - LO	216,227	0	0	0	605	0	-605	216,227	0.00
141	40163	000	000	PAYMENTS IN LIEU OF TAXES - OT	25,410	-5	47	52	14,380	6,799	-7,582	18,611	26.76
141	40210	000	000	LOCAL OPTION SALES TAX	21,000,000	1,634,652	1,680,941	46,289	18,391,838	19,131,442	739,604	1,868,558	91.10
141	40270	000	000	BUSINESS TAX	578,402	41,786	44,146	2,360	169,275	173,865	4,589	404,537	30.06
141	40275	000	000	MIXED DRINK TAX	3,542	-3,832	2	3,834	4,105	21	-4,084	3,521	0.60
141	40320	000	000	BANK EXCISE TAX	109,398	0	0	0	68,814	71,221	2,407	38,177	65.10
141	41110	000	000	MARRIAGE LICENSE	1,727	92	98	7	1,324	1,165	-158	562	67.48
141	43517	000	000	TUITION - OTHER	129,980	12,330	10,400	-1,930	117,495	108,450	-9,045	21,530	83.44
141	43581	000	000	COMMUNITY SERVICE FEES - CHILD	665,548	50,083	43,956	-6,127	579,739	491,640	-88,099	173,908	73.87
141	44120	000	000	RENT ON BUILDINGS	2,830	615	2,000	1,385	2,365	3,064	699	-234	108.27
141	44130	000	000	SALE OF MATERIALS AND SUPPLIES	1,914	36	0	-36	1,806	1,449	-358	465	75.68
141	44520	000	000	INSURANCE RECOVERY	74,207	0	0	0	0	0	0	74,207	0.00
141	44530	000	000	SALE OF EQUIPMENT	55,228	5,367	0	-5,367	47,982	0	-47,982	55,228	0.00
141	44570	000	000	CONTRIBUTIONS & GIFTS	202,268	23,013	16,359	-6,654	274,255	64,005	-210,249	138,263	31.64
141	44990	000	000	OTHER LOCAL REVENUES - TAGS	393	5,713	36	-5,677	6,054	355	-5,698	38	90.38
141	44991	000	000	OTHER LOCAL REVENUE	87,799	1,000	7,394	6,394	61,262	63,668	2,405	24,131	72.52
141	44992	000	000	OTHER LOCAL REV- ROYALTIES/CO	33,608	2,943	2,734	-209	31,270	23,964	-7,307	9,645	71.30
141	45550	000	000	CLERK & MASTER	0	0	0	0	0	-10,812	-10,812	10,812	0.00
141	46510	000	000	TISA	51,611,398	4,899,384	5,086,374	186,990	44,842,992	46,551,368	1,708,376	5,060,030	90.20
141	46515	000	000	EARLY CHILDHOOD EDUCATION	247,352	0	0	0	199,201	277,535	78,334	-30,183	112.20
141	46515	000	000	ST SPED SPEC ED PRESCH REVENUE	133,260	0	0	0	0	38,967	38,967	94,293	29.24
141	46550	000	000	DRIVER EDUCATION	32,737	38,701	37,487	-1,214	38,701	37,487	-1,214	-4,750	114.51
141	46590	000	000	OTHER STATE EDUCATION FUNDS	761,614	0	10,672	10,672	0	1,438,851	1,438,851	-677,237	188.92
141	46596	000	000	PAID PARENTAL LEAVE	0	0	0	0	0	58,319	58,319	-58,319	0.00
141	46610	000	000	CAREER LADDER PROGRAM	52,713	20,325	13,602	-6,723	49,679	36,278	-13,401	16,435	68.82
141	46790	000	000	OTHER VOCATIONAL	2,864,979	465,613	286,801	-178,812	1,462,511	807,360	-655,150	2,057,619	28.18
141	46851	000	000	STATE REVENUE SHARING - T.V.A.	1,353,820	326,063	373,789	47,725	994,636	1,121,366	126,730	232,454	82.83
141	46980	000	000	OTHER STATE GRANTS	935,951	36,941	28,838	-8,103	210,612	280,295	69,682	655,656	29.95
141	47141	000	000	TITLE I GRANTS TO LOCAL EDUCAT	1,624	0	0	0	1,624	0	-1,624	1,624	0.00
141	47146	000	000	ENGLISH LANGUAGE AQU. GRANTS	8,093	0	0	0	0	0	0	8,093	0.00
141	47640	000	000	ROTC REIMBURSEMENT	181,443	14,824	28,494	13,670	129,547	157,718	28,170	23,725	86.92
141	48990	000	000	OTHER	1,756,448	83,446	182,321	98,875	501,016	220,371	-280,645	1,536,077	12.55
141	49700	000	000	INSURANCE RECOVERY	17,821	0	0	0	17,821	45,170	27,348	-27,349	253.46
141	49800	000	000	OPERATING TRANSFERS	100,000	0	0	0	889,464	0	-889,464	100,000	0.00

Account Level		2025-26	2024-25	2025-26	April	2024-25	2025-26	FYTD	2025-26	2025-26			
<u>Fnd</u>	<u>Acct</u>	<u>Obj</u>	<u>Prj</u>	<u>Description</u>	<u>Revised Budget</u>	<u>April</u>	<u>April</u>	<u>Variance</u>	<u>FYTD Activit</u>	<u>FYTD Activit</u>	<u>Variance</u>	<u>Uncollected Reve</u>	<u>FY % Coll</u>
				Grand Revenue Totals	97,023,021	7,721,725	7,947,198	225,475	82,964,602	85,588,120	2,623,513	11,434,902	88.21

Number of Accounts: 39

***** End of report *****

	A	B	C	D	E	F	G	H	I	J	K	L	M	N
1	SALES TAX TRACKING													
2	141R 40210													
3														
4	YEAR	TOTAL	July	August	September	October	November	December	January	February	March	April	May	June
5														
6	1995-96	7,964,549.95	611,536.43	650,039.30	596,451.81	626,656.64	665,950.77	645,367.17	793,944.02	872,382.08	581,914.60	553,125.28	700,497.25	666,684.60
7	1996-97	8,336,657.30	668,621.91	695,781.06	645,426.90	665,996.66	712,853.08	700,269.94	714,674.24	917,676.40	636,923.88	635,082.70	639,073.10	704,277.43
8	1997-98	9,028,886.69	721,817.32	780,093.18	704,916.44	717,825.19	798,852.97	747,016.98	760,728.85	1,024,051.84	649,227.26	638,150.71	787,948.69	698,257.26
9	1998-99	9,418,336.41	729,516.21	780,343.86	758,281.99	769,388.96	789,685.47	793,285.27	808,672.84	1,049,009.40	669,997.81	685,164.29	785,149.89	799,840.42
10	1999-00	9,925,491.78	761,578.86	848,424.57	757,359.52	832,656.56	798,763.84	812,346.45	826,725.33	1,142,546.37	711,564.82	750,908.81	878,078.63	804,538.02
11	2000-01	10,302,344.61	804,204.89	905,337.72	804,216.35	854,382.25	909,453.32	794,725.07	882,257.31	1,178,919.01	758,048.36	742,368.32	860,763.60	807,668.41
12	2001-02	10,532,891.37	808,555.26	866,353.62	796,577.42	828,852.58	889,601.40	870,074.31	872,050.60	1,199,611.30	768,580.66	790,051.97	938,373.85	904,208.40
13	2002-03	10,638,027.23	906,277.17	974,296.94	882,472.09	811,952.60	891,857.89	850,620.49	926,239.19	1,186,561.52	763,464.89	727,893.01	896,976.99	819,414.45
14	2003-04	11,067,961.48	852,744.87	931,182.77	884,455.76	904,582.89	939,687.81	883,319.35	949,214.33	1,224,464.85	796,000.63	798,184.90	971,370.65	932,752.67
15	2004-05	12,141,242.02	959,427.54	1,003,502.83	961,878.30	960,187.49	981,448.59	962,577.75	1,007,923.70	1,354,489.51	869,026.19	1,061,329.31	1,043,956.65	975,494.16
16	2005-06	12,336,585.09	955,565.19	1,032,019.38	1,019,556.16	1,105,255.87	1,019,172.70	995,288.52	1,052,343.46	1,443,274.33	811,741.53	876,236.72	1,048,459.42	977,671.81
17	2006-07	12,847,409.98	1,026,100.62	1,085,657.40	1,035,122.60	1,044,487.23	1,102,319.02	1,016,987.55	980,057.85	1,443,529.82	1,018,080.51	955,096.95	1,130,190.78	1,009,779.65
18	2007-08	13,475,705.49	1,079,389.94	1,164,602.82	1,112,875.15	1,123,975.96	1,128,221.21	1,082,375.90	1,170,203.04	1,480,368.07	934,432.24	1,003,760.54	1,131,648.39	1,063,852.23
19	2008-09	13,118,209.41	1,121,283.53	1,163,968.03	1,069,948.56	1,109,937.70	1,119,035.49	1,083,890.72	1,091,466.64	1,441,865.04	858,933.82	992,382.26	1,070,456.28	995,041.34
20	2009-10	12,609,635.54	1,008,819.19	1,099,406.55	992,789.10	1,066,457.07	1,052,452.00	997,413.03	1,039,892.90	1,366,560.85	888,185.43	945,035.53	1,121,973.47	1,030,650.42
21	2010-11	13,050,988.91	1,054,228.59	1,128,189.89	1,037,584.63	1,056,839.88	1,086,389.24	1,054,070.16	1,094,354.84	1,429,909.64	867,910.25	1,009,209.95	1,143,124.29	1,089,177.55
22	2011-12	13,808,173.10	1,081,535.67	1,228,666.98	1,138,627.12	1,132,824.15	1,125,406.77	1,090,432.58	1,133,742.86	1,526,365.45	1,016,848.19	1,065,106.10	1,194,803.93	1,073,813.30
23	2012-13	13,530,626.40	1,137,511.17	1,176,802.38	1,071,451.21	1,148,396.78	1,150,162.91	1,096,243.83	1,142,826.70	1,516,667.47	785,969.43	1,037,806.81	1,169,086.53	1,097,701.18
24	2013-14	13,756,487.05	1,138,760.08	1,166,521.54	1,081,327.46	1,126,284.98	1,099,605.17	1,103,883.00	1,136,848.35	1,508,355.06	971,672.20	1,055,143.00	1,275,350.78	1,092,735.43
25	2014-15	14,057,315.44	1,142,752.51	1,227,623.79	1,131,340.43	1,189,344.14	1,190,743.05	1,134,318.63	1,199,396.63	1,588,182.32	889,370.36	1,008,340.90	1,211,709.73	1,144,192.95
26	2015-16	14,722,621.29	1,241,008.04	1,233,271.57	1,166,463.36	1,203,804.59	1,229,321.78	1,188,390.71	1,246,671.22	1,641,380.40	1,070,197.64	997,571.40	1,284,815.87	1,219,724.71
27	2016-17	14,747,100.82	1,183,242.43	1,271,727.15	1,176,910.43	1,236,255.66	1,252,584.64	1,203,060.65	1,234,360.41	1,672,699.50	977,436.65	1,033,968.30	1,288,153.30	1,216,701.70
28	2017-18	15,349,677.89	1,205,951.87	1,271,772.24	1,218,781.58	1,210,362.79	1,249,834.14	1,202,844.48	1,292,583.56	1,624,509.44	1,147,863.70	1,134,847.93	1,558,692.28	1,231,633.88
29	2018-19	15,494,923.37	1,278,018.86	1,291,098.17	1,228,129.70	1,291,319.95	1,284,627.33	1,285,032.84	1,328,654.02	1,591,314.78	1,249,696.22	1,156,902.45	1,353,122.68	1,157,006.37
30	2019-20	16,025,666.39	1,344,150.84	1,344,028.39	1,307,238.15	1,361,539.99	1,316,157.76	1,348,576.15	1,379,403.02	1,729,590.49	1,212,600.58	1,176,918.48	1,324,871.88	1,180,590.66
31	2020-21	18,656,288.63	1,395,726.34	1,499,518.71	1,411,794.82	1,382,621.85	1,465,357.10	1,472,356.92	1,510,857.41	1,869,107.00	1,464,509.00	1,610,321.46	1,840,466.32	1,733,651.70
32	2021-22	20,931,816.79	1,727,238.03	1,711,551.64	1,741,191.00	1,659,586.42	1,736,797.58	1,711,047.73	1,862,765.56	2,152,612.02	1,607,027.31	1,654,556.12	1,930,358.42	1,437,084.96
33	2022-23	22,857,494.37	1,898,693.27	1,921,027.35	1,828,958.80	1,803,789.27	1,926,053.40	\$ 1,878,522.95	1,931,396.64	2,269,090.00	1,801,473.36	1,668,098.37	1,966,856.01	1,963,534.95
34	2023-24	21,601,025.58	1,990,790.71	1,789,745.09	1,753,458.04	1,682,817.47	1,736,275.41	\$ 1,766,029.31	1,813,960.70	2,266,646.75	1,586,385.69	1,654,346.13	1,818,284.57	1,742,285.71
35	2024-25	22,244,594.11	1,824,507.00	1,833,757.00	1,830,075.87	1,824,105.97	1,769,380.11	\$ 1,954,793.00	1,897,212.04	2,184,610.00	1,638,744.00	1,634,652.00	1,942,460.00	1,910,297.12
36	2025-26	19,131,441.70	1,883,990.00	1,890,348.82	1,942,413.41	1,934,260.34	1,909,227.43	\$ 1,929,801.54	1,946,501.06	2,253,772.33	1,760,185.86	1,680,940.91		
37														
38		Prior Year-to-Date Comparison												
39	INC / (DEC)	739,604.71	59,483.00	56,591.82	112,337.54	110,154.37	139,847.32	(24,991.46)	49,289.02	69,162.33	121,441.86	46,288.91		
40														
41														
42														
43		Budgeted												
44														
45	% of FY26 Budget Collected		91.10%											
46	FY26 Budgeted Amount		21,000,000											
47														
48		TOTAL YTD %	July	August	September	October	November	December	January	February	March	April	May	June
49	2025-26	91.102%	8.971%	9.002%	9.250%	9.211%	9.092%	9.190%	9.269%	10.732%	8.382%	8.004%		

EXPENSE NARRATIVE

APRIL, 2026

71100399 – OTHER CONTRACTED SERVICES

\$ 578,510.23 to ETSU University School ; March Revenue Sharing
22,727.28 for CSH School-Based Counselors

71100499 – OTHER SUPPLIES

\$ 10,000.00 for Project Lead the Way, Sulphur Springs School
3,592.00 for DCHS Pepsico Commission

71100599 – OTHER CHARGES

\$ 37,831.19 for account reconciliations

71100722 – 002 – CTE ISM GRANT

\$ 6,071.98 for classroom equipment ; BCE
2,902.17 for classroom equipment ; DBHS
16,882.10 for classroom equipment ; JES
8,295.45 for classroom equipment ; Lamar

71300429 – 002 – OTHER SUPPLIES – CTE ISM

\$ 36,808.52 for classroom supplies ; BCE
3,887.90 for classroom supplies ; DCHS
9,344.38 for classroom supplies ; JES
13,876.25 for classroom supplies ; Lamar

71300471 – 002 – SOFTWARE – ISM GRANT

\$ 2,500.00 for Daktron annual subscription renewal

71300730 – VOCATIONAL EQUIPMENT

\$ 3,991.00 for classroom equipment ; DBHS CTE

71300730 – 002 – CTE ISM GRANT EQUIPMENT

\$ 26,041.81 for classroom equipment ; BCE

3,428.00 for storage building ; BCE

22,843.37 for classroom equipment ; DBHS

13,43.62 for classroom equipment ; DCHS

39,645.86 for classroom equipment ; Gray

4,190.00 for classroom equipment ; JES

16,389.05 for classroom equipment ; Lamar

18,905.82 for classroom equipment ; Ridgeview

6,787.00 for classroom equipment ; Sulphur Springs

72130524 – CTE ISM GRANT

\$ 6,390.00 for TSIN Conference expenses

72210524 – INSERVICE/STAFF DEVELOPMENT

\$ 1,772.62 for conference lodging

2,221.38 for conference expenses

3,802.40 for conference registrations

9,750.00 for professional development fees

72250499 – OTHER SUPPLIES

\$ 2,982.98 for Zoom Bullet camera unit ; Lamar

4,126.50 for two 75-inch televisions ; system wide stock

72250499 – OTHER SUPPLIES (CONTINUED)

2,288.69 for Smart Online unit ; system wide operations center

2,675.00 for Raptor security system supplies

17,977.01 for technology department maintenance supplies and toner

72310399 – OTHER CONTRACTED SERVICES

\$ 7,650.00 for Title IX Community Access Program renewal

72320399 – OTHER CONTRACTED SERVICES

\$ 13,300.22 for system wide copier leases

72610399 – OTHER CONTRACTED SERVICES

\$ 3,900.00 for sprinkler system inspections ; system wide

72620335 – BUILDING REPAIRS

\$ 6,421.00 for District Office Finance Department carpeting

72620336 – MAINTENANCE AND REPAIRS

\$ 2,569.93 for HVAC unit compressor ; system wide stock

72620336 – 0012 – MAINTENANCE AND REPAIRS – SOUTH CENTRAL

\$ 3,908.72 for HVAC unit compressor

72620336 – 0014 – MAINTENANCE AND REPAIRS – WEST VIEW

\$ 3,115.39 for bleacher repairs parts and labor

72620399 – OTHER CONTRACTED SERVICES

\$ 4,865.00 for ball field lighting maintenance ; DBHS and Lamar

2,300.00 for tree removal ; Ridgeview

72620499 – OTHER SUPPLIES

- \$ 4,281.58 for electrical maintenance supplies
- 10,997.56 for HVAC maintenance supplies
- 5,711.25 for plumbing maintenance supplies
- 8,610.69 for grounds maintenance supplies
- 34,884.71 for general maintenance supplies

72620599 – OTHER CHARGES

- \$ 8,146.75 for equipment rentals ; grounds and maintenance departments

72710729 – TRANSPORTATION EQUIPMENT

- \$ 5,807.95 for DBHS CTE Construction Class trailer

72710330 – OPERATING LEASE PAYMENTS

- \$ 2,981.09 for Ex-Mark mower leases

76100707 – 002 – CTE ISM

- \$ 13,750.00 for counter tops ; South Central
- 3,402.00 for counter tops ; Ridgeview

99100590 – TRANSFERS TO OTHER FUNDS

- \$ 28,241.00 for EESI Loan Repayment # 47

CHECK CHECK							
FND	ACCT	OBJ	PRJ	NUMBER	DATE	VENDOR	AMOUNT
141	71300	429	000	141236452	04/02/2026	3D UNIVERSE LLC	599.76
141	71100	722	000	141236453	04/02/2026	AMAZON CAPITAL SERVI	669.00
141	71100	722	000	141236453	04/02/2026	AMAZON CAPITAL SERVI	3,275.98 CTE ISM EQUIPMENT; BCE
141	71300	730	000	141236453	04/02/2026	AMAZON CAPITAL SERVI	692.01
141	71300	730	000	141236453	04/02/2026	AMAZON CAPITAL SERVI	4,721.09 CTE ISM EQUIPMENT; BCE
141	71300	730	000	141236453	04/02/2026	AMAZON CAPITAL SERVI	2,864.72 CTE ISM EQUIPMENT; BCE
141	71300	429	000	141236453	04/02/2026	AMAZON CAPITAL SERVI	298.95
141	71300	429	000	141236453	04/02/2026	AMAZON CAPITAL SERVI	8.64
141	71300	429	000	141236453	04/02/2026	AMAZON CAPITAL SERVI	55.48
141	71300	429	000	141236453	04/02/2026	AMAZON CAPITAL SERVI	1,466.06
141	71300	429	000	141236453	04/02/2026	AMAZON CAPITAL SERVI	1,187.39
141	71300	429	000	141236453	04/02/2026	AMAZON CAPITAL SERVI	3,113.09 CTE ISM EQUIPMENT; LAMAR
141	71300	429	000	141236453	04/02/2026	AMAZON CAPITAL SERVI	150.15
141	71300	429	000	141236453	04/02/2026	AMAZON CAPITAL SERVI	2,730.82 CTE ISM MATERIALS ; BCE
141	71300	429	000	141236453	04/02/2026	AMAZON CAPITAL SERVI	278.98
141	71300	429	000	141236453	04/02/2026	AMAZON CAPITAL SERVI	189.98
141	71300	429	000	141236453	04/02/2026	AMAZON CAPITAL SERVI	199.00
141	71300	429	000	141236453	04/02/2026	AMAZON CAPITAL SERVI	78.36
141	71300	429	000	141236453	04/02/2026	AMAZON CAPITAL SERVI	5,904.09 CTE ISM MATERIALS; BCE
141	72250	499	000	141236453	04/02/2026	AMAZON CAPITAL SERVI	214.48
141	72250	499	000	141236453	04/02/2026	AMAZON CAPITAL SERVI	138.77
141	72250	499	000	141236453	04/02/2026	AMAZON CAPITAL SERVI	474.99
141	72250	499	000	141236453	04/02/2026	AMAZON CAPITAL SERVI	20.49
141	72250	499	000	141236453	04/02/2026	AMAZON CAPITAL SERVI	486.04
141	72250	499	000	141236453	04/02/2026	AMAZON CAPITAL SERVI	319.55
141	72250	499	000	141236453	04/02/2026	AMAZON CAPITAL SERVI	405.48
141	72250	499	000	141236453	04/02/2026	AMAZON CAPITAL SERVI	58.74
141	72250	499	000	141236453	04/02/2026	AMAZON CAPITAL SERVI	338.80
141	72250	499	000	141236453	04/02/2026	AMAZON CAPITAL SERVI	451.91
141	72250	499	000	141236453	04/02/2026	AMAZON CAPITAL SERVI	708.88
141	72250	499	000	141236453	04/02/2026	AMAZON CAPITAL SERVI	430.92
141	72120	599	000	141236454	04/02/2026	AMAZON CAPITAL SERVI	127.16
141	72120	599	000	141236454	04/02/2026	AMAZON CAPITAL SERVI	557.96
141	72120	599	000	141236454	04/02/2026	AMAZON CAPITAL SERVI	7.49
141	72120	599	000	141236454	04/02/2026	AMAZON CAPITAL SERVI	-11.99
141	72120	599	000	141236454	04/02/2026	AMAZON CAPITAL SERVI	-11.99
141	72120	599	000	141236454	04/02/2026	AMAZON CAPITAL SERVI	-11.10
141	72120	599	000	141236454	04/02/2026	AMAZON CAPITAL SERVI	-102.12
141	72120	599	000	141236454	04/02/2026	AMAZON CAPITAL SERVI	-21.14
141	72120	599	000	141236454	04/02/2026	AMAZON CAPITAL SERVI	-11.10
141	72120	599	000	141236454	04/02/2026	AMAZON CAPITAL SERVI	-29.99
141	72120	599	000	141236454	04/02/2026	AMAZON CAPITAL SERVI	-66.60
141	72320	435	000	141236454	04/02/2026	AMAZON CAPITAL SERVI	121.20
141	71200	429	000	141236454	04/02/2026	AMAZON CAPITAL SERVI	68.85
141	71200	429	000	141236454	04/02/2026	AMAZON CAPITAL SERVI	114.99
141	71200	429	000	141236454	04/02/2026	AMAZON CAPITAL SERVI	185.43
141	71200	429	000	141236454	04/02/2026	AMAZON CAPITAL SERVI	39.79
141	71200	429	000	141236454	04/02/2026	AMAZON CAPITAL SERVI	-57.02
141	72810	599	000	141236454	04/02/2026	AMAZON CAPITAL SERVI	488.10
141	72210	524	000	141236454	04/02/2026	AMAZON CAPITAL SERVI	32.40
141	72210	524	000	141236454	04/02/2026	AMAZON CAPITAL SERVI	45.59
141	72210	524	000	141236454	04/02/2026	AMAZON CAPITAL SERVI	69.80
141	72210	524	000	141236454	04/02/2026	AMAZON CAPITAL SERVI	-101.56
141	71300	429	000	141236454	04/02/2026	AMAZON CAPITAL SERVI	171.83
141	71300	429	000	141236454	04/02/2026	AMAZON CAPITAL SERVI	89.99
141	71300	429	000	141236454	04/02/2026	AMAZON CAPITAL SERVI	-135.99

CHECK CHECK							
FND	ACCT	OBJ	PRJ	NUMBER	DATE	VENDOR	AMOUNT
141	72130	499	000	141236454	04/02/2026	AMAZON CAPITAL SERVI	9.99
141	72130	499	000	141236454	04/02/2026	AMAZON CAPITAL SERVI	28.93
141	72130	499	000	141236454	04/02/2026	AMAZON CAPITAL SERVI	1,914.47
141	72120	499	000	141236454	04/02/2026	AMAZON CAPITAL SERVI	44.61
141	71100	722	000	141236455	04/02/2026	APPLE INC	1,645.00
141	71300	730	000	141236456	04/02/2026	APPLIED ACADEMIC LAB	2,850.00 CTE ISM EQUIPMENT; GRAY
141	71300	730	000	141236456	04/02/2026	APPLIED ACADEMIC LAB	7,495.00 CTE ISM EQUIPMENT; BCE
141	72710	424	000	141236457	04/02/2026	ATCO INTERNATIONAL	168.48
141	72710	424	000	141236457	04/02/2026	ATCO INTERNATIONAL	272.18
141	72620	499	000	141236458	04/02/2026	B & B FILTERS	574.32
141	71300	730	000	141236459	04/02/2026	B&H PHOTO-VIDEO	2,971.45 CTE ISM EQUIPMENT; DBHS
141	71300	429	000	141236459	04/02/2026	B&H PHOTO-VIDEO	170.06
141	71300	730	000	141236459	04/02/2026	B&H PHOTO-VIDEO	5,390.10 CTE ISM EQUIPMENT; BCE
141	71300	730	000	141236459	04/02/2026	B&H PHOTO-VIDEO	8,140.92 CTE ISM EQUIPMENT; DBHS
141	71100	722	000	141236459	04/02/2026	B&H PHOTO-VIDEO	2,902.17 CTE ISM EQUIPMENT; DBHS
141	72210	432	000	141236460	04/02/2026	BARNES & NOBLE INC	14.00
141	72210	432	000	141236460	04/02/2026	BARNES & NOBLE INC	422.09
141	72210	432	000	141236460	04/02/2026	BARNES & NOBLE INC	308.27
141	72710	450	000	141236461	04/02/2026	BEST ONE TIRE	16,339.40 TIRES FOR FLEET VEHICLES
141	72620	599	000	141236462	04/02/2026	BOBCAT OF THE MOUNTA	154.43
141	72610	599	000	141236463	04/02/2026	BRIGHTSPEED	62.48
141	72220	355	000	141236464	04/02/2026	CHITTUM, ROB	290.73
141	72320	399	000	141236465	04/02/2026	COMCAST	118.87
141	72320	399	000	141236465	04/02/2026	COMCAST	146.98
141	72610	399	000	141236466	04/02/2026	CROSSROADS ENVIRONME	300.00
141	71100	499	000	141236467	04/02/2026	DANIEL BOONE HIGH SC	209.23
141	71100	499	000	141236468	04/02/2026	DAVID CROCKETT HIGH	212.71
141	72710	399	000	141236469	04/02/2026	DIRECT HEALTH CARE	732.50
141	72710	207	000	141236469	04/02/2026	DIRECT HEALTH CARE	300.00
141	72620	599	000	141236470	04/02/2026	EAST TENNESSEE RENT-	6,053.04 EQUIPMENT RENTALS; GROUNDS & MTNCE
141	71100	299	000	141236471	04/02/2026	FIORE, ANTHONY	135.00
141	72610	399	000	141236473	04/02/2026	FLEENOR SECURITY SYS	38.99
141	72610	399	000	141236473	04/02/2026	FLEENOR SECURITY SYS	45.98
141	71300	429	000	141236474	04/02/2026	FORWARD EDU INC	1,027.95
141	71300	730	000	141236474	04/02/2026	FORWARD EDU INC	3,588.00 CTE ISM EQUIPMENT; sulphur Springs
141	72210	524	000	141236475	04/02/2026	GOOD, DANNY	145.00
141	72210	524	000	141236475	04/02/2026	GOOD, DANNY	225.00
141	72250	399	000	141236476	04/02/2026	GOVCONNECTION, INC	2,423.33
141	72210	524	000	141236477	04/02/2026	GRAY, JAMES	150.00
141	72210	524	000	141236477	04/02/2026	GRAY, JAMES	336.40
141	72110	355	000	141236478	04/02/2026	GRAY, SHANNON	240.00
141	72110	355	000	141236478	04/02/2026	GRAY, SHANNON	413.25
141	72110	355	000	141236478	04/02/2026	GRAY, SHANNON	48.00
141	71300	429	000	141236479	04/02/2026	GRINCO INC	517.53
141	71300	429	000	141236479	04/02/2026	GRINCO INC	2,672.42 CTE ISM MATERIALS; JES
141	71100	299	000	141236480	04/02/2026	HALL, KAREN	135.00
141	71100	299	000	141236481	04/02/2026	HENRY, HEIDI	80.00
141	72320	435	000	141236482	04/02/2026	HUNGATE BUSINESS SER	258.99
141	71100	299	000	141236483	04/02/2026	HUTSON, HAYLEY	98.00
141	72310	399	000	141236484	04/02/2026	ICS, LLC	7,650.00 TITLE IX RENEWAL
141	71300	429	000	141236485	04/02/2026	JD METALS	537.24
141	72710	599	000	141236486	04/02/2026	JONESBOROUGH PHOTO E	50.00
141	72210	524	000	141236487	04/02/2026	KITE, JOSH	225.00
141	72210	524	000	141236487	04/02/2026	KITE, JOSH	145.00
141	72410	355	000	141236487	04/02/2026	KITE, JOSH	238.53
141	72220	355	000	141236488	04/02/2026	LYONS, REBECCA	63.80

		CHECK CHECK					
FND	ACCT	OBJ	PRJ	NUMBER	DATE	VENDOR	AMOUNT
141	72610	399	000	141236489	04/02/2026	MCCLAIN'S PEST CONTR	50.00
141	71100	299	000	141236490	04/02/2026	MCDANIEL, GOLDA	135.00
141	72210	355	000	141236491	04/02/2026	MCKINNEY, TWANA	39.88
141	72710	412	000	141236492	04/02/2026	MCPHERSON FLEETCARD	28,608.26 DIESEL FUEL
141	72710	425	000	141236492	04/02/2026	MCPHERSON FLEETCARD	16,404.83 GASOLINE
141	71100	299	000	141236493	04/02/2026	MUMPOWER, KAREN	135.00
141	72520	355	000	141236494	04/02/2026	PERCELL, CINDY	81.20
141	72210	432	000	141236495	04/02/2026	PERMA-BOUND	22.39
141	71300	730	000	141236496	04/02/2026	PLAY PIPER, LLC	3,834.98 CTE ISM EQUIPMENT; GRAY
141	72610	399	000	141236497	04/02/2026	PREMIER FIRE PROTECT	3,900.00 SPRINKLER INSPECTIONS
141	71300	429	000	141236498	04/02/2026	PRESENTATION SOLUTIO	19,058.61 CTE ISM MATERIALS; BCE
141	72250	499	000	141236499	04/02/2026	RAPTOR TECHNOLOGIES	775.00
141	72320	355	000	141236500	04/02/2026	RIVERS, KIM	79.75
141	72310	599	000	141236500	04/02/2026	RIVERS, KIM	20.13
141	72130	499	000	141236501	04/02/2026	SAM'S CLUB DIRECT	421.60
141	71100	722	000	141236501	04/02/2026	SAM'S CLUB DIRECT	2,796.00 CTE ISM EQUIPMENT; BCE
141	72130	499	000	141236502	04/02/2026	SHOE CARNIVAL INC	2,474.39
141	72130	499	000	141236502	04/02/2026	SHOE CARNIVAL INC	25.00
141	72130	499	000	141236502	04/02/2026	SHOE CARNIVAL INC	2,497.64
141	72610	599	000	141236503	04/02/2026	SIX RIVERS MEDIA LLC	1,245.00
141	72210	355	000	141236504	04/02/2026	SMITH, ALICE ANN	247.95
141	71300	730	000	141236505	04/02/2026	SPHERO INC	11,648.88 CTE ISM EQUIPMENT; GRAY
141	71100	299	000	141236506	04/02/2026	ST JOHN, SEBRENA	135.00
141	71300	429	000	141236507	04/02/2026	STEMFINITY LLC	249.00
141	71300	429	000	141236507	04/02/2026	STEMFINITY LLC	1,499.94
141	71300	429	000	141236507	04/02/2026	STEMFINITY LLC	2,488.80
141	72210	524	000	141236508	04/02/2026	T.I.A.A.A.	400.00
141	72250	499	000	141236509	04/02/2026	TELE-OPTICS	2,982.95 ZOOM BULLET CAMERA; LAMAR
141	71100	299	000	141236510	04/02/2026	TIPTON, LINDSEY	116.00
141	72620	499	000	141236511	04/02/2026	TMS SOUTH	260.98
141	72620	499	000	141236511	04/02/2026	TMS SOUTH	988.02
141	72620	499	000	141236511	04/02/2026	TMS SOUTH	1,883.47
141	72610	454	000	141236512	04/02/2026	TOWN OF JONESBOROUGH	1,278.70
141	72610	454	000	141236512	04/02/2026	TOWN OF JONESBOROUGH	49.22
141	72610	454	000	141236512	04/02/2026	TOWN OF JONESBOROUGH	854.68
141	72710	424	000	141236513	04/02/2026	TRI-STATE BOLT LLC	171.73
141	71300	730	000	141236514	04/02/2026	TRU TECH TOOLS	17.63
141	72620	599	000	141236515	04/02/2026	UNITED RENTALS	1,939.28
141	72320	307	000	141236516	04/02/2026	VERIZON WIRELESS	1,976.01
141	72250	499	000	141236516	04/02/2026	VERIZON WIRELESS	118.74
141	72710	599	000	141236517	04/02/2026	WASHINGTON COUNTY CO	25.50
141	72610	399	000	141236518	04/02/2026	WATER SOLUTIONS ENGI	1,230.00
141	72610	410	000	141236519	04/02/2026	WEBB CHEMICAL & PAPE	1,208.07
141	72610	410	000	141236519	04/02/2026	WEBB CHEMICAL & PAPE	948.14
141	72610	410	000	141236519	04/02/2026	WEBB CHEMICAL & PAPE	650.90
141	72610	410	000	141236519	04/02/2026	WEBB CHEMICAL & PAPE	645.90
141	72610	410	000	141236519	04/02/2026	WEBB CHEMICAL & PAPE	818.14
141	72610	410	000	141236519	04/02/2026	WEBB CHEMICAL & PAPE	839.68
141	72610	410	000	141236519	04/02/2026	WEBB CHEMICAL & PAPE	54.72
141	72610	410	000	141236519	04/02/2026	WEBB CHEMICAL & PAPE	521.72
141	72610	410	000	141236519	04/02/2026	WEBB CHEMICAL & PAPE	868.93
141	72610	410	000	141236519	04/02/2026	WEBB CHEMICAL & PAPE	169.00
141	72610	410	000	141236519	04/02/2026	WEBB CHEMICAL & PAPE	1,068.88
141	72610	410	000	141236519	04/02/2026	WEBB CHEMICAL & PAPE	1,165.30
141	72610	410	000	141236519	04/02/2026	WEBB CHEMICAL & PAPE	1,911.66
141	72610	410	000	141236519	04/02/2026	WEBB CHEMICAL & PAPE	2,073.78

Custodial
Supplies

		CHECK CHECK					
FND	ACCT	OBJ	PRJ	NUMBER	DATE	VENDOR	AMOUNT
141	72610	410	000	141236519	04/02/2026	WEBB CHEMICAL & PAPE	1,373.38
141	72610	410	000	141236519	04/02/2026	WEBB CHEMICAL & PAPE	273.38
141	72610	410	000	141236519	04/02/2026	WEBB CHEMICAL & PAPE	349.48
141	72610	410	000	141236519	04/02/2026	WEBB CHEMICAL & PAPE	114.68
141	72620	499	000	141236520	04/02/2026	WILLIAMS ELECTRIC SU	1,565.72
141	72250	355	000	141236521	04/02/2026	WOLFE, NICOLE	48.00
141	72250	355	000	141236521	04/02/2026	WOLFE, NICOLE	240.00
141	72250	355	000	141236521	04/02/2026	WOLFE, NICOLE	398.75
141	71300	429	000	141236522	04/02/2026	XTL US INC	95.00
141	72510	355	000	141236528	04/07/2026	AYERS, TAMMY	59.45
141	72210	355	000	141236529	04/07/2026	BANK CARD	1,499.72
141	72310	355	000	141236529	04/07/2026	BANK CARD	2,190.40
141	72320	355	000	141236529	04/07/2026	BANK CARD	1,840.70
141	72120	355	000	141236530	04/07/2026	BEDERIAN, SHAWNA	232.00
141	72510	355	000	141236531	04/07/2026	BLACK, CONNIE	72.50
141	72120	355	000	141236532	04/07/2026	BOX, SHERRY	53.65
141	72510	355	000	141236533	04/07/2026	BUXTON, MELISSA	234.18
141	72210	355	000	141236534	04/07/2026	CHRISTIAN, AARON	143.55
141	72210	524	000	141236534	04/07/2026	CHRISTIAN, AARON	79.02
141	72510	355	000	141236535	04/07/2026	CHURCH, ANGELA	46.40
141	72120	355	000	141236536	04/07/2026	DEBUSK, SYDNEE	223.30
141	72210	355	000	141236537	04/07/2026	FOUTCH, CHERIE	61.92
141	72210	355	000	141236538	04/07/2026	GARST, JOHNATHAN	101.50
141	72410	355	000	141236539	04/07/2026	GOOD, DANNY	588.70
141	72110	355	000	141236540	04/07/2026	GRAY, SHANNON	119.63
141	72510	355	000	141236541	04/07/2026	HACKETT, BARBARA	107.30
141	72220	355	000	141236542	04/07/2026	HAMPTON, ALIESHA	39.88
141	72210	355	000	141236543	04/07/2026	HOLLEY, PRESTON	295.80
141	72120	355	000	141236544	04/07/2026	JACKSON, KRISTEN	142.10
141	72210	355	000	141236545	04/07/2026	LEWIS, TERESA	164.94
141	72610	599	000	141236546	04/07/2026	LYONS, KIM	69.60
141	72510	355	000	141236547	04/07/2026	MASTERS, PAUL	39.88
141	72120	355	000	141236548	04/07/2026	MEADE, MEAGAN	110.20
141	72120	355	000	141236549	04/07/2026	RHOTON, SHANNA	71.78
141	72210	355	000	141236550	04/07/2026	SAAM, SUSAN	11.31
141	72120	355	000	141236551	04/07/2026	SALYER, WENDI	222.58
141	72220	355	000	141236552	04/07/2026	SELF, LEA	225.84
141	72310	599	000	141236553	04/07/2026	THE CATERING COMPANY	1,211.64
141	72120	355	000	141236554	04/07/2026	TIPTON, CLANCI	255.93
141	72220	355	000	141236555	04/07/2026	TRAINOR, THEVA	45.68
141	72120	355	000	141236556	04/07/2026	WAGNER, KELLY	53.65
141	72210	524	000	141236557	04/07/2026	WOLFE, JACKI	85.00
141	72210	524	000	141236557	04/07/2026	WOLFE, JACKI	411.08
141	72210	524	000	141236557	04/07/2026	WOLFE, JACKI	84.88
141	72220	355	000	141236557	04/07/2026	WOLFE, JACKI	188.50
141	72210	355	000	141236558	04/07/2026	ZUEHLKE, JAN	198.65
141	72130	322	000	141236559	04/09/2026	ACT	157.50
141	72210	355	000	141236560	04/09/2026	ADAMS, JARROD	133.40
141	72210	355	000	141236560	04/09/2026	ADAMS, JARROD	150.08
141	72620	499	000	141236561	04/09/2026	ALUMINUM & GLASS SYS	685.00
141	73300	499	000	141236562	04/09/2026	AMERICAN RED CROSS	42.00
141	72620	499	000	141236563	04/09/2026	ANDY OXY CO INC	97.48
141	72710	399	000	141236564	04/09/2026	ARCHER BROTHERS GARA	150.00
141	72710	399	000	141236564	04/09/2026	ARCHER BROTHERS GARA	175.00
141	72710	399	000	141236564	04/09/2026	ARCHER BROTHERS GARA	940.00
141	72710	399	000	141236564	04/09/2026	ARCHER BROTHERS GARA	150.00

		CHECK CHECK						
FND	ACCT	OBJ	PRJ	NUMBER	DATE	VENDOR	AMOUNT	
141	71100	599	000	141236565	04/09/2026	BANK CARD	1,937.95	
141	71100	499	000	141236566	04/09/2026	BELLAMY, JASON	37.15	
141	72310	305	000	141236567	04/09/2026	BLACKBURN CHILDERS &	2,070.00	
141	72610	434	000	141236568	04/09/2026	BLOSSMAN GAS & APPLI	1,227.56	
141	72610	434	000	141236568	04/09/2026	BLOSSMAN GAS & APPLI	1,159.33	
141	72610	434	000	141236568	04/09/2026	BLOSSMAN GAS & APPLI	587.79	
141	72710	442	000	141236568	04/09/2026	BLOSSMAN GAS & APPLI	9,091.41	PROPANE-BUSES
141	72320	399	000	141236569	04/09/2026	BLUE RIDGE DOCUMENT	130.00	
141	72210	355	000	141236570	04/09/2026	BOWDEN, MARY	73.95	
141	71300	429	000	141236571	04/09/2026	BULKAPPAREL.COM	1,341.95	
141	72710	729	000	141236572	04/09/2026	C & C CUSTOM TRAILER	5,807.95	DBHS CTE CONSTRUCTION TRAILER
141	72710	453	000	141236573	04/09/2026	CENTRAL STATES BUS S	794.85	
141	72610	454	000	141236575	04/09/2026	CHUCKEY UTILITY DIST	346.20	
141	72620	499	000	141236576	04/09/2026	CITY ELECTRIC SUPPLY	1,499.29	
141	72610	454	000	141236577	04/09/2026	CITY OF KINGSPORT	298.87	
141	72230	355	000	141236578	04/09/2026	COLLETTE, AMY	104.40	
141	72210	524	000	141236579	04/09/2026	DANIEL BOONE HIGH SC	478.40	
141	72210	524	000	141236580	04/09/2026	EAN SERVICES LLC	141.21	
141	71100	599	000	141236580	04/09/2026	EAN SERVICES LLC	150.97	
141	72620	399	000	141236581	04/09/2026	ELEAS SIGN INC	2,466.25	
141	72620	399	000	141236581	04/09/2026	ELEAS SIGN INC	1,512.50	
141	72620	499	000	141236582	04/09/2026	FEL-NASHVILLE	1,451.74	
141	72620	499	000	141236583	04/09/2026	FENCO SUPPLY	4,413.19	HVAC MNCE MATERIALS
141	72620	499	000	141236584	04/09/2026	FERGUSON ENTERPRISES	10,132.46	PLUMBING MNCE MATERIALS
141	72130	499	000	141236586	04/09/2026	FOOD CITY	172.26	
141	72210	524	000	141236586	04/09/2026	FOOD CITY	172.64	
141	72310	599	000	141236586	04/09/2026	FOOD CITY	46.95	
141	72250	499	000	141236587	04/09/2026	GOVCONNECTION, INC	4,126.50	TWO TELEVISIONS; Systemwide
141	72710	499	000	141236588	04/09/2026	GREENEVILLE OIL & PE	599.20	
141	71300	429	000	141236589	04/09/2026	GRIMCO INC	80.00	
141	71300	429	000	141236589	04/09/2026	GRIMCO INC	55.20	
141	71300	429	000	141236589	04/09/2026	GRIMCO INC	197.96	
141	72210	355	000	141236590	04/09/2026	HAYES, CINDY	92.08	
141	72210	524	000	141236594	04/09/2026	ITINERA DOCENTIA LLC	799.00	
141	72610	454	000	141236595	04/09/2026	JOHNSON CITY UTILITY	28.62	
141	72610	454	000	141236595	04/09/2026	JOHNSON CITY UTILITY	1,506.35	
141	72610	454	000	141236595	04/09/2026	JOHNSON CITY UTILITY	10.54	
141	72620	336	000	141236596	04/09/2026	JOHNSON CONTROLS FIR	1,144.55	
141	72210	432	000	141236597	04/09/2026	JUNIOR LIBRARY GUILD	3,147.88	LIBRARY BOOKS; JES
141	72510	355	000	141236598	04/09/2026	KILIAN, KIMBERLY	87.00	
141	73300	355	000	141236599	04/09/2026	LANE, TINA	91.35	
141	72710	424	000	141236600	04/09/2026	MATHESON TRI-GAS INC	100.88	
141	72210	355	000	141236601	04/09/2026	MILLER, JESSICA	147.90	
141	72210	524	000	141236602	04/09/2026	NIET	2,750.00	PROFESSIONAL DEVELOPMENT FEES
141	72250	499	000	141236603	04/09/2026	ODP BUSINESS SOLUTIO	134.29	
141	72250	499	000	141236603	04/09/2026	ODP BUSINESS SOLUTIO	767.34	
141	72250	499	000	141236603	04/09/2026	ODP BUSINESS SOLUTIO	176.14	
141	72250	499	000	141236603	04/09/2026	ODP BUSINESS SOLUTIO	154.63	
141	72250	499	000	141236603	04/09/2026	ODP BUSINESS SOLUTIO	599.61	
141	72250	499	000	141236603	04/09/2026	ODP BUSINESS SOLUTIO	284.22	
141	72250	499	000	141236603	04/09/2026	ODP BUSINESS SOLUTIO	707.51	
141	71300	429	000	141236604	04/09/2026	POCKET NURSE	35.72	
141	71300	730	000	141236605	04/09/2026	PRESENTATION SOLUTIO	12,394.05	CTE ISM EQUIPMENT; LAMAR
141	71300	730	000	141236605	04/09/2026	PRESENTATION SOLUTIO	14,363.00	" " " " ; GRAY
141	71300	730	000	141236605	04/09/2026	PRESENTATION SOLUTIO	12,394.05	" " " " ; RIDGEVIEW
141	71300	429	000	141236605	04/09/2026	PRESENTATION SOLUTIO	1,776.80	

		CHECK CHECK					
FND	ACCT	OBJ	PRJ	NUMBER	DATE	VENDOR	AMOUNT
141	76100	707	000	141236606	04/09/2026	PRESTON WOODWORKING	13,750.00 CABINET TOPS; SOUTH CENTRAL; CTE ISM
141	72310	599	000	141236607	04/09/2026	QUALITY TROPHY & ENG	1,394.00
141	72250	499	000	141236608	04/09/2026	QUILL LLC	269.97
141	72320	435	000	141236608	04/09/2026	QUILL LLC	70.15
141	72320	435	000	141236608	04/09/2026	QUILL LLC	491.89
141	72710	599	000	141236609	04/09/2026	RAMIREZ, SONNY	97.50
141	72250	499	000	141236610	04/09/2026	RAPTOR TECHNOLOGIES	2,675.00 SECURITY SYSTEM SUPPLIES
141	71300	730	000	141236611	04/09/2026	REALITYWORKS	624.00
141	73300	355	000	141236612	04/09/2026	RICHARDSON, ABBY	40.60
141	72620	499	000	141236613	04/09/2026	SHERWIN WILLIAMS	835.61
141	72250	499	000	141236614	04/09/2026	SHIELDS ELECTRONICS	546.51
141	72250	499	000	141236614	04/09/2026	SHIELDS ELECTRONICS	876.00
141	72620	499	000	141236614	04/09/2026	SHIELDS ELECTRONICS	442.16
141	71100	599	000	141236615	04/09/2026	SOLUTION TREE	1,500.00
141	72210	524	000	141236615	04/09/2026	SOLUTION TREE	1,500.00
141	72620	499	000	141236616	04/09/2026	SRM CONCRETE	4,368.00 DBHS ATHLETIC STORAGE BLDG. PAD
141	71300	429	000	141236617	04/09/2026	STEMFINITY LLC	499.00
141	71300	730	000	141236617	04/09/2026	STEMFINITY LLC	6,949.00 CTE ISM EQUIPMENT; GRAY
141	72130	499	000	141236618	04/09/2026	SYNCHRONY BANK JCP	1,183.70
141	72320	399	000	141236620	04/09/2026	TENN BUREAU OF INVES	350.00
141	72320	399	000	141236620	04/09/2026	TENN BUREAU OF INVES	200.00
141	71100	429	000	141236622	04/09/2026	TENNESSEE OFFICE SUP	1,300.00
141	72610	399	000	141236623	04/09/2026	TENNESSEE B&E UNIT	635.00
141	72620	599	000	141236624	04/09/2026	THE ENVIRONMENTAL CE	375.00
141	72620	599	000	141236624	04/09/2026	THE ENVIRONMENTAL CE	375.00
141	72610	454	000	141236625	04/09/2026	TOWN OF JONESBOROUGH	38.00
141	72610	454	000	141236625	04/09/2026	TOWN OF JONESBOROUGH	156.09
141	72610	454	000	141236625	04/09/2026	TOWN OF JONESBOROUGH	1,381.09
141	72620	499	000	141236626	04/09/2026	TRI CITY MOWER & SAW	1,226.91
141	72320	307	000	141236627	04/09/2026	UNITED DATA TECHNOLO	147.86
141	72320	307	000	141236627	04/09/2026	UNITED DATA TECHNOLO	238.25
141	72320	307	000	141236627	04/09/2026	UNITED DATA TECHNOLO	347.13
141	72320	307	000	141236627	04/09/2026	UNITED DATA TECHNOLO	315.96
141	72320	307	000	141236627	04/09/2026	UNITED DATA TECHNOLO	130.54
141	72320	307	000	141236627	04/09/2026	UNITED DATA TECHNOLO	161.49
141	72320	307	000	141236627	04/09/2026	UNITED DATA TECHNOLO	26.85
141	72320	307	000	141236627	04/09/2026	UNITED DATA TECHNOLO	151.18
141	72320	307	000	141236627	04/09/2026	UNITED DATA TECHNOLO	233.84
141	72320	307	000	141236627	04/09/2026	UNITED DATA TECHNOLO	517.10
141	72320	307	000	141236627	04/09/2026	UNITED DATA TECHNOLO	242.96
141	72320	307	000	141236627	04/09/2026	UNITED DATA TECHNOLO	130.85
141	72320	307	000	141236627	04/09/2026	UNITED DATA TECHNOLO	151.08
141	72710	307	000	141236627	04/09/2026	UNITED DATA TECHNOLO	19.14
141	72620	307	000	141236627	04/09/2026	UNITED DATA TECHNOLO	107.39
141	72320	307	000	141236627	04/09/2026	UNITED DATA TECHNOLO	257.38
141	72320	307	000	141236627	04/09/2026	UNITED DATA TECHNOLO	158.79
141	73300	599	000	141236627	04/09/2026	UNITED DATA TECHNOLO	50.01
141	73300	499	000	141236629	04/09/2026	WASHINGTON COUNTY FO	1,595.02
141	72620	499	000	141236631	04/09/2026	WM. S. TRIMBLE COMPA	950.00
141	72620	499	000	141236631	04/09/2026	WM. S. TRIMBLE COMPA	2,747.00 MTNCE DEPT MATERIALS
141	72210	355	000	141236632	04/09/2026	WOODWARD, HANNAH	70.18
141	72120	599	000	141236642	04/14/2026	CHICK FIL-A	203.22
141	72220	355	000	141236643	04/14/2026	CHITTUM, ROB	327.70
141	72220	355	000	141236644	04/14/2026	DUNCAN, CYNTHIA	25.38
141	72220	355	000	141236645	04/14/2026	JOHNSON, AMY	66.70
141	72220	355	000	141236646	04/14/2026	REID, JANEY	50.75

		CHECK CHECK				
<u>END ACCT</u>	<u>OBJ PRJ</u>	<u>NUMBER</u>	<u>DATE</u>	<u>VENDOR</u>	<u>AMOUNT</u>	
141 72220	355 000	141236647	04/14/2026	ST JOHN, SEBRENA	145.00	
141 72130	524 000	141236648	04/14/2026	UNIVERSITY OF TENNES	170.00	
141 72130	524 000	141236648	04/14/2026	UNIVERSITY OF TENNES	170.00	
141 72130	524 000	141236648	04/14/2026	UNIVERSITY OF TENNES	170.00	
141 72130	524 000	141236648	04/14/2026	UNIVERSITY OF TENNES	170.00	
141 72130	524 000	141236648	04/14/2026	UNIVERSITY OF TENNES	170.00	
141 72120	399 000	141236658	04/15/2026	BANK CARD	92.00	
141 72210	524 000	141236658	04/15/2026	BANK CARD	46.41	
141 72310	599 000	141236658	04/15/2026	BANK CARD	306.57	
141 72320	399 000	141236658	04/15/2026	BANK CARD	486.27	
141 72250	499 000	141236658	04/15/2026	BANK CARD	72.00	
141 72210	524 000	141236659	04/15/2026	BANKCARD	857.38	
141 71300	429 000	141236659	04/15/2026	BANKCARD	1,521.20	
141 71300	730 000	141236659	04/15/2026	BANKCARD	2,464.00	
141 72210	355 000	141236660	04/15/2026	CARR, MELINDA	166.75	
141 72230	355 000	141236661	04/15/2026	DRINNON, SHANNON	68.15	
141 72210	355 000	141236662	04/15/2026	GOUGE, STEPHANIE	94.25	
141 72210	355 000	141236663	04/15/2026	SMITH, ALICE ANN	119.63	
141 71100	299 000	141236664	04/15/2026	TASC	400.00	
141 71300	730 000	141236669	04/17/2026	3D UNIVERSE LLC	9,113.02	CTE ISM EQUIPMENT; DBHS
141 72710	453 000	141236670	04/17/2026	ADVANCE AUTO PARTS	3,405.55	VEHICLE PARTS
141 71300	429 000	141236671	04/17/2026	AIRGAS INC, SOUTH DI	32.17	
141 72250	499 000	141236672	04/17/2026	AMAZON CAPITAL SERVI	412.10	
141 72250	499 000	141236672	04/17/2026	AMAZON CAPITAL SERVI	9.99	
141 72250	499 000	141236672	04/17/2026	AMAZON CAPITAL SERVI	123.48	
141 72250	499 000	141236672	04/17/2026	AMAZON CAPITAL SERVI	489.54	
141 72250	499 000	141236672	04/17/2026	AMAZON CAPITAL SERVI	216.26	
141 71100	499 000	141236672	04/17/2026	AMAZON CAPITAL SERVI	48.66	
141 71100	499 000	141236672	04/17/2026	AMAZON CAPITAL SERVI	640.59	
141 71100	499 000	141236672	04/17/2026	AMAZON CAPITAL SERVI	93.49	
141 71200	429 000	141236672	04/17/2026	AMAZON CAPITAL SERVI	56.59	
141 71300	429 000	141236672	04/17/2026	AMAZON CAPITAL SERVI	39.99	
141 71100	499 000	141236672	04/17/2026	AMAZON CAPITAL SERVI	77.38	
141 72110	499 000	141236672	04/17/2026	AMAZON CAPITAL SERVI	247.83	
141 72210	336 000	141236672	04/17/2026	AMAZON CAPITAL SERVI	303.43	
141 72210	432 000	141236672	04/17/2026	AMAZON CAPITAL SERVI	22.68	
141 72210	432 000	141236672	04/17/2026	AMAZON CAPITAL SERVI	23.70	
141 72210	432 000	141236672	04/17/2026	AMAZON CAPITAL SERVI	27.04	
141 72210	336 000	141236672	04/17/2026	AMAZON CAPITAL SERVI	169.95	
141 72210	432 000	141236672	04/17/2026	AMAZON CAPITAL SERVI	2,067.00	
141 71100	429 000	141236672	04/17/2026	AMAZON CAPITAL SERVI	21.23	
141 71100	429 000	141236672	04/17/2026	AMAZON CAPITAL SERVI	-113.25	
141 71100	429 000	141236672	04/17/2026	AMAZON CAPITAL SERVI	4.09	
141 71100	429 000	141236672	04/17/2026	AMAZON CAPITAL SERVI	6.48	
141 71100	429 000	141236672	04/17/2026	AMAZON CAPITAL SERVI	-25.00	
141 71100	429 000	141236672	04/17/2026	AMAZON CAPITAL SERVI	-7.59	
141 71100	429 000	141236672	04/17/2026	AMAZON CAPITAL SERVI	-54.67	
141 71100	429 000	141236672	04/17/2026	AMAZON CAPITAL SERVI	-14.56	
141 71100	429 000	141236672	04/17/2026	AMAZON CAPITAL SERVI	-13.99	
141 71100	429 000	141236673	04/17/2026	AMAZON CAPITAL SERVI	600.84	
141 71100	429 000	141236673	04/17/2026	AMAZON CAPITAL SERVI	13.54	
141 71100	429 000	141236673	04/17/2026	AMAZON CAPITAL SERVI	198.45	
141 71100	429 000	141236673	04/17/2026	AMAZON CAPITAL SERVI	-9.88	
141 71100	429 000	141236673	04/17/2026	AMAZON CAPITAL SERVI	23.86	
141 71100	429 000	141236673	04/17/2026	AMAZON CAPITAL SERVI	6.99	
141 71100	429 000	141236673	04/17/2026	AMAZON CAPITAL SERVI	44.98	

		CHECK CHECK					
<u>FND</u>	<u>ACCT</u>	<u>OBJ</u>	<u>PRJ</u>	<u>NUMBER</u>	<u>DATE</u>	<u>VENDOR</u>	<u>AMOUNT</u>
141	71100	429	000	141236673	04/17/2026	AMAZON CAPITAL SERVI	107.65
141	71100	429	000	141236673	04/17/2026	AMAZON CAPITAL SERVI	-73.06
141	71100	429	000	141236673	04/17/2026	AMAZON CAPITAL SERVI	-275.96
141	71100	429	000	141236673	04/17/2026	AMAZON CAPITAL SERVI	-68.99
141	71100	429	000	141236673	04/17/2026	AMAZON CAPITAL SERVI	-68.99
141	71100	429	000	141236673	04/17/2026	AMAZON CAPITAL SERVI	82.14
141	71100	429	000	141236673	04/17/2026	AMAZON CAPITAL SERVI	50.31
141	71100	429	000	141236673	04/17/2026	AMAZON CAPITAL SERVI	47.98
141	71100	429	000	141236673	04/17/2026	AMAZON CAPITAL SERVI	47.98
141	71100	429	000	141236673	04/17/2026	AMAZON CAPITAL SERVI	147.35
141	71100	429	000	141236673	04/17/2026	AMAZON CAPITAL SERVI	149.88
141	71100	429	000	141236673	04/17/2026	AMAZON CAPITAL SERVI	-322.46
141	71100	429	000	141236673	04/17/2026	AMAZON CAPITAL SERVI	-322.46
141	71100	429	000	141236673	04/17/2026	AMAZON CAPITAL SERVI	-322.46
141	71100	429	000	141236673	04/17/2026	AMAZON CAPITAL SERVI	-32.66
141	71100	429	000	141236673	04/17/2026	AMAZON CAPITAL SERVI	-139.44
141	71100	429	000	141236673	04/17/2026	AMAZON CAPITAL SERVI	-74.92
141	71100	429	000	141236673	04/17/2026	AMAZON CAPITAL SERVI	-19.88
141	71100	429	000	141236673	04/17/2026	AMAZON CAPITAL SERVI	-53.44
141	71100	429	000	141236673	04/17/2026	AMAZON CAPITAL SERVI	-5.48
141	72130	499	000	141236673	04/17/2026	AMAZON CAPITAL SERVI	74.52
141	72120	599	000	141236673	04/17/2026	AMAZON CAPITAL SERVI	167.99
141	72620	499	000	141236673	04/17/2026	AMAZON CAPITAL SERVI	953.96
141	72620	499	000	141236673	04/17/2026	AMAZON CAPITAL SERVI	37.99
141	72610	434	000	141236674	04/17/2026	ATMOS ENERGY	359.96
141	72610	434	000	141236674	04/17/2026	ATMOS ENERGY	262.87
141	72610	434	000	141236674	04/17/2026	ATMOS ENERGY	244.43
141	72610	434	000	141236674	04/17/2026	ATMOS ENERGY	624.19
141	72610	434	000	141236674	04/17/2026	ATMOS ENERGY	214.93
141	72610	434	000	141236674	04/17/2026	ATMOS ENERGY	3,841.94
141	72610	434	000	141236674	04/17/2026	ATMOS ENERGY	2,317.86
141	72210	524	000	141236675	04/17/2026	BANK CARD	868.83
141	71300	730	000	141236675	04/17/2026	BANK CARD	3,428.00
141	71100	499	000	141236676	04/17/2026	BIO CORPORATION	238.79
141	72610	415	000	141236677	04/17/2026	BRIGHT RIDGE	8,274.29
141	72610	415	000	141236677	04/17/2026	BRIGHT RIDGE	2,644.57
141	72610	415	000	141236677	04/17/2026	BRIGHT RIDGE	2,219.68
141	72610	415	000	141236677	04/17/2026	BRIGHT RIDGE	15,859.84
141	72610	415	000	141236677	04/17/2026	BRIGHT RIDGE	14,987.05
141	72610	415	000	141236677	04/17/2026	BRIGHT RIDGE	4,589.16
141	72610	415	000	141236677	04/17/2026	BRIGHT RIDGE	8,454.72
141	72610	415	000	141236677	04/17/2026	BRIGHT RIDGE	10,334.37
141	72610	415	000	141236677	04/17/2026	BRIGHT RIDGE	1,212.98
141	72610	415	000	141236677	04/17/2026	BRIGHT RIDGE	11,293.23
141	72610	415	000	141236677	04/17/2026	BRIGHT RIDGE	5,749.97
141	72610	415	000	141236677	04/17/2026	BRIGHT RIDGE	7,561.00
141	72610	415	000	141236677	04/17/2026	BRIGHT RIDGE	10,235.43
141	72610	415	000	141236677	04/17/2026	BRIGHT RIDGE	26,408.74
141	72610	415	000	141236677	04/17/2026	BRIGHT RIDGE	28,081.05
141	72610	415	000	141236677	04/17/2026	BRIGHT RIDGE	16,614.03
141	72610	599	000	141236678	04/17/2026	BRIGHTSPEED	27.99
141	71100	399	000	141236679	04/17/2026	CADAS INC	252.00
141	72310	355	000	141236680	04/17/2026	CARNEGIE HOTEL	204.12
141	71100	499	000	141236681	04/17/2026	CAROLINA BIOLOGICAL	295.50
141	72610	599	000	141236682	04/17/2026	CINTAS	399.70
141	72620	599	000	141236682	04/17/2026	CINTAS	1,660.80

NATURAL GAS

BCE STORAGE BLDG; CTE ISM

		CHECK CHECK					
FND	ACCT	OBJ	PRJ	NUMBER	DATE	VENDOR	AMOUNT
141	72710	599	000	141236682	04/17/2026	CINTAS	584.32
141	72610	599	000	141236682	04/17/2026	CINTAS	505.80
141	72610	599	000	141236682	04/17/2026	CINTAS	116.00
141	72610	599	000	141236682	04/17/2026	CINTAS	363.65
141	72620	499	000	141236683	04/17/2026	CLINE-HOLDER ELECTRI	1,216.57
141	76100	707	000	141236683	04/17/2026	CLINE-HOLDER ELECTRI	365.44
141	71100	599	000	141236684	04/17/2026	DAVE BURGESS CONSULT	600.00
141	72610	399	000	141236685	04/17/2026	FLEENOR SECURITY SYS	39.99
141	72610	399	000	141236685	04/17/2026	FLEENOR SECURITY SYS	59.98
141	72610	399	000	141236685	04/17/2026	FLEENOR SECURITY SYS	84.99
141	72610	399	000	141236685	04/17/2026	FLEENOR SECURITY SYS	179.94
141	72610	399	000	141236685	04/17/2026	FLEENOR SECURITY SYS	84.99
141	72610	399	000	141236685	04/17/2026	FLEENOR SECURITY SYS	29.99
141	72610	399	000	141236685	04/17/2026	FLEENOR SECURITY SYS	59.98
141	72610	399	000	141236685	04/17/2026	FLEENOR SECURITY SYS	25.00
141	72610	399	000	141236685	04/17/2026	FLEENOR SECURITY SYS	84.99
141	72610	399	000	141236685	04/17/2026	FLEENOR SECURITY SYS	37.01
141	72610	399	000	141236685	04/17/2026	FLEENOR SECURITY SYS	88.99
141	72610	399	000	141236685	04/17/2026	FLEENOR SECURITY SYS	29.99
141	72610	399	000	141236685	04/17/2026	FLEENOR SECURITY SYS	29.99
141	72610	399	000	141236685	04/17/2026	FLEENOR SECURITY SYS	29.99
141	72610	399	000	141236685	04/17/2026	FLEENOR SECURITY SYS	29.99
141	72610	399	000	141236685	04/17/2026	FLEENOR SECURITY SYS	569.82
141	72610	399	000	141236685	04/17/2026	FLEENOR SECURITY SYS	59.98
141	71100	399	000	141236686	04/17/2026	FRONTIER HEALTH	22,727.28
141	71300	429	000	141236687	04/17/2026	GOOD, MARK	294.94
141	72620	499	000	141236688	04/17/2026	GRAY STATION HARDWAR	79.35
141	72610	328	000	141236689	04/17/2026	HES FACILITIES	17,680.24
141	72610	328	000	141236689	04/17/2026	HES FACILITIES	11,512.72
141	72610	328	000	141236689	04/17/2026	HES FACILITIES	6,578.69
141	72610	328	000	141236689	04/17/2026	HES FACILITIES	10,690.38
141	72610	328	000	141236689	04/17/2026	HES FACILITIES	17,675.35
141	72610	328	000	141236689	04/17/2026	HES FACILITIES	9,868.03
141	72610	328	000	141236689	04/17/2026	HES FACILITIES	7,812.21
141	72610	328	000	141236689	04/17/2026	HES FACILITIES	8,223.37
141	72610	328	000	141236689	04/17/2026	HES FACILITIES	7,812.21
141	72610	328	000	141236689	04/17/2026	HES FACILITIES	18,913.75
141	72610	328	000	141236689	04/17/2026	HES FACILITIES	18,913.75
141	72610	328	000	141236689	04/17/2026	HES FACILITIES	11,512.72
141	71100	429	000	141236690	04/17/2026	J W PEPPER & SON, IN	93.59
141	71100	429	000	141236690	04/17/2026	J W PEPPER & SON, IN	120.00
141	71100	429	000	141236690	04/17/2026	J W PEPPER & SON, IN	299.00
141	72620	336	000	141236691	04/17/2026	JOHNSON CONTROLS FIR	1,390.65
141	71100	399	000	141236692	04/17/2026	LANGUAGE TRAINING CE	86.88
141	72610	399	000	141236693	04/17/2026	LEO'S PEST CONTROL	1,221.00
141	72620	499	000	141236694	04/17/2026	LOWE'S	6,884.76
141	72710	499	000	141236694	04/17/2026	LOWE'S	205.94
141	72250	499	000	141236694	04/17/2026	LOWE'S	215.48
141	71300	429	000	141236694	04/17/2026	LOWE'S	110.12
141	71300	429	000	141236694	04/17/2026	LOWE'S	446.96
141	71300	730	000	141236694	04/17/2026	LOWE'S	284.05
141	76100	707	000	141236694	04/17/2026	LOWE'S	371.97
141	72620	499	000	141236695	04/17/2026	MARTIN MARIETTA MATE	4,781.22
141	71200	429	000	141236696	04/17/2026	MAXI AIDS	46.75
141	72620	499	000	141236697	04/17/2026	MEADE TRACTOR	15.99
141	71100	399	000	141236698	04/17/2026	MOUNTAIN YOUTH ACADE	882.00
141	72210	432	000	141236699	04/17/2026	PLAYAWAY PRODUCTS	352.93

CSH COUNSELORS

Custodial Services

MTNCE DEPT MATERIALS

STONE PRODUCTS; GROUNDS DEPT

		CHECK CHECK					
FND	ACCT	OBJ	PRJ	NUMBER	DATE	VENDOR	AMOUNT
141	72210	432	000	141236699	04/17/2026	PLAYAWAY PRODUCTS	59.99
141	72210	432	000	141236699	04/17/2026	PLAYAWAY PRODUCTS	120.98
141	72620	335	000	141236700	04/17/2026	RACKLEY ROOFING CO,	1,099.17
141	72250	399	000	141236701	04/17/2026	RAPTOR TECHNOLOGIES	758.10
141	72320	399	000	141236702	04/17/2026	ROBERT J. YOUNG COMP	13,300.22
141	72620	499	000	141236703	04/17/2026	SHARE CORPORATION	2,326.80
141	72610	399	000	141236704	04/17/2026	SOUTH EAST TN HAULIN	675.00
141	72610	399	000	141236704	04/17/2026	SOUTH EAST TN HAULIN	450.00
141	72610	399	000	141236704	04/17/2026	SOUTH EAST TN HAULIN	450.00
141	72610	399	000	141236704	04/17/2026	SOUTH EAST TN HAULIN	675.00
141	72610	399	000	141236704	04/17/2026	SOUTH EAST TN HAULIN	450.00
141	71300	429	000	141236705	04/17/2026	STEMFINITY LLC	249.00
141	71300	730	000	141236705	04/17/2026	STEMFINITY LLC	3,199.00
141	71300	429	000	141236705	04/17/2026	STEMFINITY LLC	249.99
141	72620	599	000	141236706	04/17/2026	TEG ENTERPRISES	105.00
141	71100	429	000	141236707	04/17/2026	TENNESSEE HISTORY FO	830.00
141	71100	429	000	141236707	04/17/2026	TENNESSEE HISTORY FO	695.00
141	72610	399	000	141236708	04/17/2026	TENNESSEE B&E UNIT	180.00
141	72620	335	000	141236709	04/17/2026	TLC PRO ROOFING	2,200.00
141	72620	499	000	141236710	04/17/2026	TMS SOUTH	445.44
141	72620	499	000	141236710	04/17/2026	TMS SOUTH	121.77
141	72610	359	000	141236711	04/17/2026	TOWN OF JONESBOROUGH	125.00
141	72610	434	000	141236711	04/17/2026	TOWN OF JONESBOROUGH	74.96
141	72620	499	000	141236712	04/17/2026	TRANE COMPANY	5,426.25
141	72620	336	000	141236713	04/17/2026	UNITED REFRIGERATION	2,569.93
141	72620	336	000	141236713	04/17/2026	UNITED REFRIGERATION	3,908.72
141	72320	307	000	141236714	04/17/2026	VERIZON WIRELESS	43.61
141	72710	599	000	141236715	04/17/2026	WADDELL, JOSHUA	62.00
141	99100	590	000	141236716	04/17/2026	WASHINGTON COUNTY DEBT	28,241.00
141	72620	499	000	141236717	04/17/2026	WASHINGTON FARMERS C	2,162.57
141	71200	429	000	141236718	04/17/2026	WESTERN PSYCHOLOGICA	839.30
141	72310	331	000	141236719	04/22/2026	BENNETT & DECAMP PLL	4,500.00
141	72710	599	000	141236720	04/24/2026	ACE AUTO GLASS	465.00
141	71100	722	000	141236721	04/24/2026	AMAZON CAPITAL SERVI	254.14
141	71100	722	000	141236721	04/24/2026	AMAZON CAPITAL SERVI	796.95
141	71300	730	000	141236721	04/24/2026	AMAZON CAPITAL SERVI	3,611.77
141	71300	730	000	141236721	04/24/2026	AMAZON CAPITAL SERVI	68.03
141	71300	730	000	141236721	04/24/2026	AMAZON CAPITAL SERVI	1,844.22
141	71300	730	000	141236721	04/24/2026	AMAZON CAPITAL SERVI	1,682.01
141	71300	429	000	141236721	04/24/2026	AMAZON CAPITAL SERVI	1,263.34
141	71300	429	000	141236721	04/24/2026	AMAZON CAPITAL SERVI	1,860.67
141	71300	429	000	141236721	04/24/2026	AMAZON CAPITAL SERVI	299.26
141	71300	429	000	141236721	04/24/2026	AMAZON CAPITAL SERVI	356.00
141	71300	429	000	141236721	04/24/2026	AMAZON CAPITAL SERVI	45.24
141	71300	429	000	141236721	04/24/2026	AMAZON CAPITAL SERVI	1,002.79
141	71300	429	000	141236721	04/24/2026	AMAZON CAPITAL SERVI	1,072.50
141	71300	429	000	141236721	04/24/2026	AMAZON CAPITAL SERVI	1,079.70
141	71300	429	000	141236721	04/24/2026	AMAZON CAPITAL SERVI	524.93
141	71300	429	000	141236721	04/24/2026	AMAZON CAPITAL SERVI	48.50
141	71300	429	000	141236721	04/24/2026	AMAZON CAPITAL SERVI	1,196.67
141	71300	429	000	141236721	04/24/2026	AMAZON CAPITAL SERVI	55.52
141	71300	429	000	141236721	04/24/2026	AMAZON CAPITAL SERVI	32.97
141	71300	429	000	141236721	04/24/2026	AMAZON CAPITAL SERVI	1,122.71
141	71300	429	000	141236721	04/24/2026	AMAZON CAPITAL SERVI	1,822.90
141	71300	429	000	141236721	04/24/2026	AMAZON CAPITAL SERVI	787.29
141	71300	429	000	141236721	04/24/2026	AMAZON CAPITAL SERVI	26.99

COOPER RENTALS; SYSTEMWIDE

CTE ISM EQUIPMENT; SSS

HVAC MTNCE PARTS

EESI LOAN REPAYMENT #47

CTE ISM EQUIPMENT; Ridgeway

		CHECK CHECK							
FND	ACCT	OBJ	PRJ	NUMBER	DATE	VENDOR		AMOUNT	
141	71100	499	000	141236722	04/24/2026	AMAZON CAPITAL SERVI		259.28	
141	73300	429	000	141236722	04/24/2026	AMAZON CAPITAL SERVI		895.17	
141	73300	429	000	141236722	04/24/2026	AMAZON CAPITAL SERVI		126.87	
141	73300	429	000	141236722	04/24/2026	AMAZON CAPITAL SERVI		242.35	
141	73300	429	000	141236722	04/24/2026	AMAZON CAPITAL SERVI		34.39	
141	73300	429	000	141236722	04/24/2026	AMAZON CAPITAL SERVI		35.99	
141	72250	499	000	141236722	04/24/2026	AMAZON CAPITAL SERVI		174.53	
141	72250	499	000	141236722	04/24/2026	AMAZON CAPITAL SERVI		100.46	
141	72250	499	000	141236722	04/24/2026	AMAZON CAPITAL SERVI		58.77	
141	72250	499	000	141236722	04/24/2026	AMAZON CAPITAL SERVI		24.68	
141	72250	499	000	141236722	04/24/2026	AMAZON CAPITAL SERVI		68.62	
141	72250	499	000	141236722	04/24/2026	AMAZON CAPITAL SERVI		375.69	
141	72250	499	000	141236722	04/24/2026	AMAZON CAPITAL SERVI		158.40	
141	72250	499	000	141236722	04/24/2026	AMAZON CAPITAL SERVI		306.75	
141	72250	499	000	141236722	04/24/2026	AMAZON CAPITAL SERVI		13.66	
141	72250	499	000	141236722	04/24/2026	AMAZON CAPITAL SERVI		196.30	
141	72250	499	000	141236722	04/24/2026	AMAZON CAPITAL SERVI		408.12	
141	71200	429	000	141236722	04/24/2026	AMAZON CAPITAL SERVI		31.99	
141	71200	429	000	141236722	04/24/2026	AMAZON CAPITAL SERVI		138.13	
141	72320	435	000	141236722	04/24/2026	AMAZON CAPITAL SERVI		85.44	
141	72320	435	000	141236722	04/24/2026	AMAZON CAPITAL SERVI		60.99	
141	72210	524	000	141236722	04/24/2026	AMAZON CAPITAL SERVI		42.09	
141	72210	524	000	141236722	04/24/2026	AMAZON CAPITAL SERVI		39.55	
141	72210	524	000	141236722	04/24/2026	AMAZON CAPITAL SERVI		17.98	
141	71300	429	000	141236722	04/24/2026	AMAZON CAPITAL SERVI		51.63	
141	71300	730	000	141236722	04/24/2026	AMAZON CAPITAL SERVI		3,991.00	CLASSROOM EQUIPMENT; DBHS CTE
141	71300	730	000	141236722	04/24/2026	AMAZON CAPITAL SERVI		2,445.08	
141	71300	730	000	141236722	04/24/2026	AMAZON CAPITAL SERVI		1,131.36	
141	73300	429	000	141236722	04/24/2026	AMAZON CAPITAL SERVI		29.99	
141	73300	429	000	141236722	04/24/2026	AMAZON CAPITAL SERVI		62.77	
141	73300	429	000	141236722	04/24/2026	AMAZON CAPITAL SERVI		29.99	
141	73300	429	000	141236722	04/24/2026	AMAZON CAPITAL SERVI		27.99	
141	71300	429	000	141236723	04/24/2026	APPLIED ACADEMIC LAB		9,115.00	CTE ISM MATERIALS; BCE
141	71300	730	000	141236723	04/24/2026	APPLIED ACADEMIC LAB		5,571.00	CTE ISM EQUIPMENT; BCE
141	72610	434	000	141236724	04/24/2026	ATMOS ENERGY		1,086.43	
141	71300	730	000	141236725	04/24/2026	B&H PHOTO-VIDEO		1,674.00	
141	71300	730	000	141236725	04/24/2026	B&H PHOTO-VIDEO		2,617.98	CTE ISM EQUIPMENT; DBHS
141	71300	429	000	141236725	04/24/2026	B&H PHOTO-VIDEO		3,887.90	CTE ISM MATERIALS; DCHS
141	71300	429	000	141236725	04/24/2026	B&H PHOTO-VIDEO		274.59	
141	71300	429	000	141236725	04/24/2026	B&H PHOTO-VIDEO		1,438.43	
141	71300	429	000	141236725	04/24/2026	B&H PHOTO-VIDEO		145.99	
141	71300	429	000	141236725	04/24/2026	B&H PHOTO-VIDEO		301.46	
141	71300	730	000	141236725	04/24/2026	B&H PHOTO-VIDEO		1,839.63	
141	71300	730	000	141236725	04/24/2026	B&H PHOTO-VIDEO		8,353.52	CTE ISM EQUIPMENT; DCHS
141	71100	499	000	141236726	04/24/2026	BOONES CREEK ELEMENT		255.90	
141	72610	599	000	141236727	04/24/2026	CINTAS		163.25	
141	72610	599	000	141236727	04/24/2026	CINTAS		235.83	
141	72610	599	000	141236727	04/24/2026	CINTAS		1,284.20	
141	72610	599	000	141236727	04/24/2026	CINTAS		804.68	
141	72610	599	000	141236727	04/24/2026	CINTAS		569.25	
141	71100	499	000	141236728	04/24/2026	DANIEL BOONE HIGH SC		574.32	
141	71100	499	000	141236729	04/24/2026	DAVID CROCKETT HIGH		3,592.00	PEPSICO COMMISSION
141	72210	524	000	141236730	04/24/2026	EASTERN KENTUCKY UNI		1,075.00	
141	71100	499	000	141236732	04/24/2026	FALL BRANCH SCHOOL		164.68	
141	72250	499	000	141236734	04/24/2026	GOFORTH, AYDEN		37.00	
141	71100	499	000	141236735	04/24/2026	GRANDVIEW ELEMENTARY		98.76	

		CHECK CHECK					
FND	ACCT	OBJ	PRJ	NUMBER	DATE	VENDOR	AMOUNT
141	71300	429	000	141236736	04/24/2026	GRIMCO INC	51.37
141	71300	429	000	141236736	04/24/2026	GRIMCO INC	303.00
141	72230	355	000	141236737	04/24/2026	HALE, CHARLES	146.45
141	72230	355	000	141236738	04/24/2026	HAULDREN, KELLI	103.68
141	72130	499	000	141236739	04/24/2026	HERFF JONES	69.72
141	72610	454	000	141236740	04/24/2026	JOHNSON CITY UTILITY	5,684.39
141	72610	454	000	141236740	04/24/2026	JOHNSON CITY UTILITY	1,282.67
141	72610	454	000	141236740	04/24/2026	JOHNSON CITY UTILITY	2,750.32
141	72610	359	000	141236740	04/24/2026	JOHNSON CITY UTILITY	1,147.50
141	72610	359	000	141236740	04/24/2026	JOHNSON CITY UTILITY	1,378.75
141	72610	359	000	141236740	04/24/2026	JOHNSON CITY UTILITY	187.50
141	72610	359	000	141236740	04/24/2026	JOHNSON CITY UTILITY	380.31
141	72610	359	000	141236740	04/24/2026	JOHNSON CITY UTILITY	375.00
141	72610	359	000	141236740	04/24/2026	JOHNSON CITY UTILITY	343.75
141	72610	359	000	141236740	04/24/2026	JOHNSON CITY UTILITY	187.50
141	72610	359	000	141236740	04/24/2026	JOHNSON CITY UTILITY	875.00
141	72610	359	000	141236740	04/24/2026	JOHNSON CITY UTILITY	403.18
141	72610	359	000	141236740	04/24/2026	JOHNSON CITY UTILITY	368.97
141	72610	359	000	141236740	04/24/2026	JOHNSON CITY UTILITY	447.16
141	72610	359	000	141236740	04/24/2026	JOHNSON CITY UTILITY	64.68
141	72610	359	000	141236740	04/24/2026	JOHNSON CITY UTILITY	118.10
141	72610	454	000	141236740	04/24/2026	JOHNSON CITY UTILITY	617.11
141	72610	359	000	141236740	04/24/2026	JOHNSON CITY UTILITY	8,937.50
141	72610	454	000	141236740	04/24/2026	JOHNSON CITY UTILITY	42.64
141	72610	454	000	141236740	04/24/2026	JOHNSON CITY UTILITY	1,238.49
141	72610	454	000	141236740	04/24/2026	JOHNSON CITY UTILITY	24.51
141	71100	499	000	141236741	04/24/2026	JONESBOROUGH ELEMENT	390.90
141	71100	499	000	141236742	04/24/2026	LAMAR SCHOOL	49.74
141	72320	399	000	141236743	04/24/2026	LEWIS GROUP ARCHITEC	1,712.50
141	72320	399	000	141236743	04/24/2026	LEWIS GROUP ARCHITEC	2,205.88
141	72610	399	000	141236744	04/24/2026	MCCLAIN'S PEST CONTR	50.00
141	72210	524	000	141236745	04/24/2026	NIET	5,500.00 PROFESSIONAL DEVELOPMENT FEES
141	72250	499	000	141236746	04/24/2026	ODP BUSINESS SOLUTIO	197.37
141	72250	499	000	141236746	04/24/2026	ODP BUSINESS SOLUTIO	373.25
141	72250	499	000	141236746	04/24/2026	ODP BUSINESS SOLUTIO	621.48
141	72250	499	000	141236746	04/24/2026	ODP BUSINESS SOLUTIO	598.69
141	72250	499	000	141236746	04/24/2026	ODP BUSINESS SOLUTIO	671.87
141	72620	499	000	141236746	04/24/2026	ODP BUSINESS SOLUTIO	76.09
141	72620	499	000	141236746	04/24/2026	ODP BUSINESS SOLUTIO	32.28
141	72620	499	000	141236746	04/24/2026	ODP BUSINESS SOLUTIO	59.03
141	72250	499	000	141236746	04/24/2026	ODP BUSINESS SOLUTIO	496.08
141	72250	499	000	141236746	04/24/2026	ODP BUSINESS SOLUTIO	99.74
141	72250	499	000	141236746	04/24/2026	ODP BUSINESS SOLUTIO	64.02
141	72250	499	000	141236746	04/24/2026	ODP BUSINESS SOLUTIO	800.22
141	71300	730	000	141236747	04/24/2026	OZO EDU, INC	2,900.00 CTE ISM EQUIPMENT; Ridgeview
141	72320	348	000	141236748	04/24/2026	PITNEY BOWES PURCHAS	1,005.00
141	71300	429	000	141236749	04/24/2026	PRESENTATION SOLUTIO	10,763.16 CTE ISM MATERIALS; Lamar
141	71100	722	000	141236749	04/24/2026	PRESENTATION SOLUTIO	8,295.45 CTE ISM EQUIPMENT; Lamar
141	72320	399	000	141236750	04/24/2026	PRIMO BRANDS	446.10
141	72310	599	000	141236751	04/24/2026	QUALITY TROPHY & ENG	27.50
141	72320	435	000	141236752	04/24/2026	QUILL LLC	16.65
141	72250	499	000	141236752	04/24/2026	QUILL LLC	367.08
141	72250	499	000	141236752	04/24/2026	QUILL LLC	250.71
141	72250	499	000	141236752	04/24/2026	QUILL LLC	129.59
141	72620	335	000	141236753	04/24/2026	RACKLEY ROOFING CO,	1,571.48
141	71100	499	000	141236754	04/24/2026	RIDGEVIEW SCHOOL	236.00

CHECK CHECK							
<u>FND</u>	<u>ACCT</u>	<u>OBJ</u>	<u>PRJ</u>	<u>NUMBER</u>	<u>DATE</u>	<u>VENDOR</u>	<u>AMOUNT</u>
141	71300	429	000	141236755	04/24/2026	SMART SIGN	526.25
141	72610	399	000	141236756	04/24/2026	SOUTH EAST TN HAULIN	675.00
141	72610	399	000	141236756	04/24/2026	SOUTH EAST TN HAULIN	450.00
141	72610	399	000	141236756	04/24/2026	SOUTH EAST TN HAULIN	450.00
141	72620	499	000	141236757	04/24/2026	SRM CONCRETE	832.00
141	71100	499	000	141236758	04/24/2026	SULPHUR SPRINGS SCHO	10,000.00
141	71100	599	000	141236759	04/24/2026	THE CAMP AT BUFFALO	500.00
141	72220	355	000	141236760	04/24/2026	THOMPSON, LESLIE	167.48
141	72620	499	000	141236761	04/24/2026	TMS SOUTH	2,011.57
141	72610	454	000	141236762	04/24/2026	TOWN OF JONESBOROUGH	54.71
141	72610	454	000	141236762	04/24/2026	TOWN OF JONESBOROUGH	425.12
141	72610	454	000	141236762	04/24/2026	TOWN OF JONESBOROUGH	50.13
141	72610	359	000	141236762	04/24/2026	TOWN OF JONESBOROUGH	125.00
141	72610	454	000	141236762	04/24/2026	TOWN OF JONESBOROUGH	91.09
141	72610	359	000	141236762	04/24/2026	TOWN OF JONESBOROUGH	375.00
141	72610	454	000	141236762	04/24/2026	TOWN OF JONESBOROUGH	85.29
141	72610	454	000	141236762	04/24/2026	TOWN OF JONESBOROUGH	50.13
141	72610	454	000	141236762	04/24/2026	TOWN OF JONESBOROUGH	679.79
141	72610	359	000	141236762	04/24/2026	TOWN OF JONESBOROUGH	750.00
141	72610	454	000	141236762	04/24/2026	TOWN OF JONESBOROUGH	25.10
141	72610	454	000	141236762	04/24/2026	TOWN OF JONESBOROUGH	23.00
141	72610	454	000	141236762	04/24/2026	TOWN OF JONESBOROUGH	303.18
141	72610	454	000	141236762	04/24/2026	TOWN OF JONESBOROUGH	255.86
141	71100	499	000	141236764	04/24/2026	WEST VIEW SCHOOL	179.20
141	72710	330	000	141236765	04/24/2026	WESTERN EQUIPMENT FI	2,981.09
141	71300	429	000	141236766	04/24/2026	XTL US INC	100.00
141	72130	524	000	141236807	04/30/2026	KNIGHT, MICHELLE	225.00
141	72130	524	000	141236807	04/30/2026	KNIGHT, MICHELLE	435.00
141	71100	429	000	141236808	04/30/2026	LAMAR SCHOOL	280.50
141	72130	524	000	141236809	04/30/2026	LEWIS, CHRISTIE	435.00
141	72130	524	000	141236809	04/30/2026	LEWIS, CHRISTIE	225.00
141	72130	524	000	141236810	04/30/2026	MCCALL, ANDY	225.00
141	72130	524	000	141236810	04/30/2026	MCCALL, ANDY	435.00
141	71100	299	000	141236811	04/30/2026	MCKINNEY, J.W.	135.00
141	72710	453	000	141236812	04/30/2026	MID-SOUTH BUS CENTER	4,088.40
141	72130	524	000	141236813	04/30/2026	MURRAY, KIRSTEN	435.00
141	72130	524	000	141236813	04/30/2026	MURRAY, KIRSTEN	225.00
141	72120	499	000	141236814	04/30/2026	NOTHING BUNDT CAKES	133.38
141	71100	206	000	141236815	04/30/2026	AMERICAN UNITED LIFE	1,500.00
141	71100	299	000	141236815	04/30/2026	AMERICAN UNITED LIFE	3,029.92
141	71200	206	000	141236815	04/30/2026	AMERICAN UNITED LIFE	281.00
141	71300	206	000	141236815	04/30/2026	AMERICAN UNITED LIFE	130.50
141	72110	206	000	141236815	04/30/2026	AMERICAN UNITED LIFE	4.40
141	72120	206	000	141236815	04/30/2026	AMERICAN UNITED LIFE	44.30
141	72130	206	000	141236815	04/30/2026	AMERICAN UNITED LIFE	77.80
141	72210	206	000	141236815	04/30/2026	AMERICAN UNITED LIFE	92.10
141	72230	206	000	141236815	04/30/2026	AMERICAN UNITED LIFE	6.10
141	72320	206	000	141236815	04/30/2026	AMERICAN UNITED LIFE	17.40
141	72410	206	000	141236815	04/30/2026	AMERICAN UNITED LIFE	179.50
141	72510	206	000	141236815	04/30/2026	AMERICAN UNITED LIFE	6.00
141	72610	206	000	141236815	04/30/2026	AMERICAN UNITED LIFE	69.50
141	72620	206	000	141236815	04/30/2026	AMERICAN UNITED LIFE	28.10
141	72710	206	000	141236815	04/30/2026	AMERICAN UNITED LIFE	151.70
141	72810	206	000	141236815	04/30/2026	AMERICAN UNITED LIFE	7.60
141	72250	206	000	141236815	04/30/2026	AMERICAN UNITED LIFE	47.90
141	72130	524	000	141236816	04/30/2026	PERRY, RACHEL	225.00

PROJECT LEAD THE WAY

EX-MARK MOWER LEASES

VEHICLE PARTS

BOARD PROVIDED LIFE INSURANCE

		CHECK CHECK					
FND	ACCT	OBJ	PRJ	NUMBER	DATE	VENDOR	AMOUNT
141	72130	524	000	141236816	04/30/2026	PERRY, RACHEL	435.00
141	71100	429	000	141236817	04/30/2026	PLANK ROAD PUBLISHIN	34.40
141	71300	429	000	141236818	04/30/2026	PRESENTATION SOLUTIO	1,941.38
141	71300	429	000	141236818	04/30/2026	PRESENTATION SOLUTIO	1,911.25
141	71300	429	000	141236818	04/30/2026	PRESENTATION SOLUTIO	2,160.75
141	71300	429	000	141236818	04/30/2026	PRESENTATION SOLUTIO	2,228.20
141	71300	429	000	141236818	04/30/2026	PRESENTATION SOLUTIO	2,441.04
141	76100	707	000	141236819	04/30/2026	PRESTON WOODWORKING	3,402.00
							COUNTERTOP; RIDGEVIEW CTE ISM
141	72620	499	000	141236820	04/30/2026	PUREMAXX LLC	583.80
141	71100	299	000	141236821	04/30/2026	REYNOLDS, CATHY	135.00
141	72130	524	000	141236822	04/30/2026	RICHARDSON, CHERYL	225.00
141	72220	355	000	141236823	04/30/2026	RIDDLE, DOVIE	271.88
141	72220	355	000	141236823	04/30/2026	RIDDLE, DOVIE	32.63
141	72220	355	000	141236823	04/30/2026	RIDDLE, DOVIE	252.30
141	72320	355	000	141236824	04/30/2026	RIVERS, KIM	73.23
141	72130	524	000	141236825	04/30/2026	ROSENBAUM, KELLY	225.00
141	72130	524	000	141236825	04/30/2026	ROSENBAUM, KELLY	435.00
141	72130	499	000	141236826	04/30/2026	SAM'S CLUB DIRECT	928.95
141	72310	599	000	141236826	04/30/2026	SAM'S CLUB DIRECT	304.23
141	71300	429	000	141236826	04/30/2026	SAM'S CLUB DIRECT	484.52
141	71100	299	000	141236827	04/30/2026	SCALES, CHRISTOPHER	80.00
141	71100	722	000	141236828	04/30/2026	SEVILLE CLASSICS	2,239.93
141	72130	524	000	141236829	04/30/2026	SHELTON, HEATHER	435.00
141	72130	524	000	141236829	04/30/2026	SHELTON, HEATHER	225.00
141	72210	524	000	141236830	04/30/2026	STEPP, WILLIAM	285.00
141	72250	399	000	141236831	04/30/2026	SWIFTY PIG	379.00
141	72110	524	000	141236832	04/30/2026	TENN DEPT OF EDUCATI	40.00
141	71300	429	000	141236833	04/30/2026	THE CERAMIC SHOP	384.00
141	71300	730	000	141236833	04/30/2026	THE CERAMIC SHOP	3,995.00
							CTE ISM EQUIPMENT; LAMAR
141	72710	453	000	141236834	04/30/2026	THOMPSON TRUCK GROUP	461.41
141	72610	454	000	141236835	04/30/2026	TOWN OF JONESBOROUGH	777.50
141	72610	454	000	141236835	04/30/2026	TOWN OF JONESBOROUGH	1,290.53
141	72610	454	000	141236835	04/30/2026	TOWN OF JONESBOROUGH	155.76
141	72710	453	000	141236836	04/30/2026	TRI-STATE BOLT LLC	81.63
141	72710	453	000	141236837	04/30/2026	TRUCK PRO	3,807.63
							VEHICLE PARTS
141	72620	399	000	141236839	04/30/2026	UNITED ELEVATOR SERV	756.00
141	72130	524	000	141236776	04/30/2026	ALLEN, BRENNAN	225.00
141	71100	429	000	141236777	04/30/2026	AMAZON CAPITAL SERVI	188.67
141	71300	429	000	141236777	04/30/2026	AMAZON CAPITAL SERVI	49.98
141	71300	429	000	141236777	04/30/2026	AMAZON CAPITAL SERVI	710.46
141	72710	453	000	141236777	04/30/2026	AMAZON CAPITAL SERVI	260.02
141	72710	453	000	141236777	04/30/2026	AMAZON CAPITAL SERVI	153.60
141	72250	499	000	141236777	04/30/2026	AMAZON CAPITAL SERVI	157.11
141	72250	499	000	141236777	04/30/2026	AMAZON CAPITAL SERVI	206.62
141	72250	499	000	141236777	04/30/2026	AMAZON CAPITAL SERVI	22.34
141	72620	499	000	141236779	04/30/2026	ANDY OXY CO INC	238.00
141	72130	524	000	141236780	04/30/2026	ASBURY, SARAH	225.00
141	72130	524	000	141236780	04/30/2026	ASBURY, SARAH	435.00
141	71300	429	000	141236781	04/30/2026	B&H PHOTO-VIDEO	1,489.74
141	71100	722	000	141236781	04/30/2026	B&H PHOTO-VIDEO	5,435.44
							CTE ISM EQUIPMENT; JES
141	71300	730	000	141236781	04/30/2026	B&H PHOTO-VIDEO	596.99
141	71100	722	000	141236781	04/30/2026	B&H PHOTO-VIDEO	4,968.00
							CTE ISM EQUIPMENT > JES
141	71100	722	000	141236781	04/30/2026	B&H PHOTO-VIDEO	6,478.66
							" " " " > JES
141	72130	524	000	141236782	04/30/2026	BLANTON, JERRI	435.00
141	72130	524	000	141236782	04/30/2026	BLANTON, JERRI	225.00
141	72620	336	000	141236783	04/30/2026	BLEACHERS & SEATS.CO	3,115.39
							PARTS & LABOR; West View

CHECK CHECK								
FND	ACCT	OBJ	PRJ	NUMBER	DATE	VENDOR	AMOUNT	
141	72710	599	000	141236784	04/30/2026	BRIGHT BASE MANAGEME	42.50	
141	73400	599	000	141236785	04/30/2026	BRIGHT'S 200	560.00	
141	72620	399	000	141236786	04/30/2026	CES CORPORATION	1,219.00	
141	72620	399	000	141236786	04/30/2026	CES CORPORATION	314.00	
141	72120	499	000	141236787	04/30/2026	CHARLEYS	335.31	
141	72210	524	000	141236788	04/30/2026	CHRISTIAN, AARON	150.00	
141	72210	524	000	141236788	04/30/2026	CHRISTIAN, AARON	435.00	
141	72210	524	000	141236789	04/30/2026	COLLEGE BOARD PRE AP	175.00	
141	72210	524	000	141236789	04/30/2026	COLLEGE BOARD PRE AP	175.00	
141	72210	524	000	141236789	04/30/2026	COLLEGE BOARD PRE AP	175.00	
141	72210	524	000	141236789	04/30/2026	COLLEGE BOARD PRE AP	175.00	
141	72210	524	000	141236789	04/30/2026	COLLEGE BOARD PRE AP	175.00	
141	72210	524	000	141236789	04/30/2026	COLLEGE BOARD PRE AP	175.00	
141	72210	524	000	141236789	04/30/2026	COLLEGE BOARD PRE AP	175.00	
141	72320	399	000	141236790	04/30/2026	COMCAST	118.87	
141	71300	471	000	141236791	04/30/2026	DAKTRONICS, INC	2,500.00	SYSTEM RENEWAL; DBHS CTE ISM
141	72210	524	000	141236792	04/30/2026	DANIEL BOONE HIGH SC	2,210.86	
141	71300	429	000	141236793	04/30/2026	DCHS ELECTRICITY ACC	177.66	
141	72620	499	000	141236794	04/30/2026	DOWN TO EARTH	197.00	
141	72620	499	000	141236794	04/30/2026	DOWN TO EARTH	227.00	
141	72620	335	000	141236795	04/30/2026	EF COMMERCIAL SERVIC	6,421.10	C.O. FINANCE OFFICE CARPETING
141	72620	399	000	141236796	04/30/2026	ELEAS SIGN INC	886.25	
141	71100	399	000	141236797	04/30/2026	ETSU UNIVERSITY SCHO	578,510.23	MARCH REVENUE SHARING
141	72210	432	000	141236798	04/30/2026	FOLLETT CONTENT SOLU	4,940.77	LIBRARY BOOKS; Sulphur Springs
141	72620	499	000	141236799	04/30/2026	FOSTER SIGNS	35.00	
141	72620	499	000	141236799	04/30/2026	FOSTER SIGNS	1,620.00	
141	71300	429	000	141236800	04/30/2026	FUNFILLMENT GAMES	968.90	
141	71100	429	000	141236801	04/30/2026	GOPHER SPORTS	491.87	
141	72250	499	000	141236802	04/30/2026	GOVCONNECTION, INC	2,288.69	
141	71300	429	000	141236803	04/30/2026	GRIMCO INC	523.66	
141	71300	429	000	141236803	04/30/2026	GRIMCO INC	6,671.96	CTE ISM EQUIPMENT; JES
141	71300	429	000	141236803	04/30/2026	GRIMCO INC	1,871.38	
141	71300	429	000	141236803	04/30/2026	GRIMCO INC	140.00	
141	71300	429	000	141236803	04/30/2026	GRIMCO INC	1,321.52	
141	71300	730	000	141236804	04/30/2026	HARVEST RIGHT	5,390.00	CTE ISM EQUIPMENT; BCE
141	71300	429	000	141236804	04/30/2026	HARVEST RIGHT	1,311.82	
141	71300	730	000	141236804	04/30/2026	HARVEST RIGHT	4,190.00	CTE ISM EQUIPMENT; JES
141	72320	399	000	141236805	04/30/2026	INSTRUCTURE INC	248.64	
141	72320	399	000	141236805	04/30/2026	INSTRUCTURE INC	260.28	
141	72620	399	000	141236806	04/30/2026	JB DIRT WORKS	2,300.00	
Totals for checks							1,776,887.54	

FUND SUMMARY

<u>FUND</u>	<u>DESCRIPTION</u>	<u>BALANCE SHEET</u>	<u>REVENUE</u>	<u>EXPENSE</u>	<u>TOTAL</u>
141	GENERAL PURPOSE SCHOOL	0.00	0.00	1,776,887.54	1,776,887.54
***	Fund Summary Totals ***	0.00	0.00	1,776,887.54	1,776,887.54

***** End of report *****

Account Level						2025-26	April 2025-26	2025-26	Encumbered	Unexpended	2025-26
Fnd T Acct	Obj Prj Loc	Prg	Description	Budget	Monthly Activity	FYTD Activity	Amount	Balance - YTD Act	FYTD %		
71100	REGULAR INSTRUCTION										
141 E 71100 116 000 00000 000	REGULAR TEACHERS	30,147,854.00	2,404,596.01	19,117,458.84	0.00	11,030,395.16	63.41				
141 E 71100 117 000 00000 000	CAREER LADDER PROGRAM	102,472.00	0.00	14,500.00	0.00	87,972.00	14.15				
141 E 71100 127 000 00000 000	CAREER LADDER EXTENDED CONTRAC	0.00	0.00	0.00	0.00	0.00	0.00				
141 E 71100 128 000 00000 000	HOMEBOUND TEACHERS	30,300.00	6,113.67	46,071.36	0.00	-15,771.36	152.05				
141 E 71100 163 000 00000 000	EDUCATIONAL ASSISTANTS	2,127,842.00	176,650.82	1,502,251.58	0.00	625,590.42	70.60				
141 E 71100 188 000 00000 000	BONUS PAYMENTS	0.00	0.00	1,034,000.00	0.00	-1,034,000.00	0.00				
141 E 71100 189 000 00000 000	OTHER SALARIES AND WAGES	0.00	2,114.13	33,255.28	0.00	-33,255.28	0.00				
141 E 71100 189 000 00000 300	ESTU SLICE GRANT	0.00	0.00	0.00	0.00	0.00	0.00				
141 E 71100 195 000 00000 000	CERTIFIED SUBSTITUTE TEACHERS	165,000.00	11,062.50	67,032.46	0.00	97,967.54	40.63				
141 E 71100 195 000 00000 995	WCDE RETIRED SUBSTITUTE TEACHE	60,000.00	13,800.00	102,600.00	0.00	-42,600.00	171.00				
141 E 71100 195 995 00000 000	WCDE RETIRED SUBSTITUTE TEACHE	0.00	0.00	1,050.00	0.00	-1,050.00	0.00				
141 E 71100 198 000 00000 000	NON-CERTIFIED SUBSTITUTE TEACH	347,000.00	52,525.00	371,512.50	0.00	-24,512.50	107.06				
141 E 71100 201 000 00000 000	SOCIAL SECURITY	2,044,789.00	153,159.85	1,289,216.73	0.00	755,572.27	63.05				
141 E 71100 201 000 00000 100		0.00	0.00	0.00	0.00	0.00	0.00				
141 E 71100 201 000 00000 300		0.00	0.00	0.00	0.00	0.00	0.00				
141 E 71100 201 000 00000 995		0.00	0.00	0.00	0.00	0.00	0.00				
141 E 71100 201 995 00000 000		0.00	0.00	0.00	0.00	0.00	0.00				
141 E 71100 204 000 00000 000	STATE RETIREMENT	2,027,854.00	187,655.65	1,577,791.82	0.00	450,062.18	77.81				
141 E 71100 204 000 00000 300		0.00	0.00	0.00	0.00	0.00	0.00				
141 E 71100 204 995 00000 000		0.00	0.00	0.00	0.00	0.00	0.00				
141 E 71100 206 000 00000 000	LIFE INSURANCE	15,000.00	1,500.00	12,000.00	0.00	3,000.00	80.00				
141 E 71100 207 000 00000 000	MEDICAL INSURANCE	5,656,334.00	560,529.03	4,366,913.16	0.00	1,289,420.84	77.20				
141 E 71100 210 000 00000 000	UNEMPLOYMENT COMPENSATION	32,000.00	0.00	18,435.65	0.00	13,564.35	57.61				
141 E 71100 212 000 00000 000	EMPLOYER MEDICARE	478,217.00	36,229.53	304,643.74	0.00	173,573.26	63.70				
141 E 71100 212 000 00000 100		0.00	0.00	0.00	0.00	0.00	0.00				
141 E 71100 212 000 00000 300		0.00	0.00	0.00	0.00	0.00	0.00				
141 E 71100 212 000 00000 995		0.00	200.10	1,487.89	0.00	-1,487.89	0.00				
141 E 71100 212 995 00000 000		0.00	0.00	15.23	0.00	-15.23	0.00				
141 E 71100 217 000 00000 000	RETIREMENT-HYBRID STABILIZATIO	175,000.00	0.00	131,856.45	0.00	43,143.55	75.35				
141 E 71100 299 000 00000 000	OTHER FRINGE BENEFITS	80,000.00	3,415.07	21,047.62	0.00	58,952.38	26.31				
141 E 71100 336 000 00000 000	MAINTENANCE AND REPAIR SERVICE	0.00	0.00	0.00	0.00	0.00	0.00				
141 E 71100 399 000 00000 000	OTHER CONTRACTED SERVICES	6,121,512.00	602,458.39	5,906,867.02	0.00	214,644.98	96.49				
141 E 71100 429 000 00000 000	INSTRUCTIONAL SUPPLIES & MATER	200,000.00	21.23	1,887.17	0.00	198,112.83	0.94				
141 E 71100 429 000 00000 002	CTE ISM GRANT	0.00	0.00	0.00	0.00	0.00	0.00				
141 E 71100 429 000 00000 003	SUPPLIES-SUMMER LEARNING GRANT	0.00	0.00	0.00	0.00	0.00	0.00				
141 E 71100 429 000 00000 010	SUPPLIES & MATERIALS	0.00	0.00	0.00	0.00	0.00	0.00				
141 E 71100 429 000 00000 011	SUPPLIES & MATERIALS	0.00	0.00	0.00	0.00	0.00	0.00				
141 E 71100 429 000 00000 025	SUPPLIES & MATERIALS	0.00	1,525.00	1,525.00	0.00	-1,525.00	0.00				

Account Level		2025-26	April 2025-26	2025-26	Encumbered	Unexpended	2025-26
Fnd T Acct	Obj Prj Loc Prg Description	Budget	Monthly Activity	FYTD Activity	Amount	Balance - YTD Act	FYTD %
71100	REGULAR INSTRUCTION						
141 E 71100 429 000 00000 300	ESTU SLICE GRANT	0.00	0.00	0.00	0.00	0.00	0.00
141 E 71100 429 000 00002 000	INSTRUCTIONAL SUPPLIES-ASBURY	0.00	0.00	3,229.72	0.00	-3,229.72	0.00
141 E 71100 429 000 00003 000	INSTRUCTIONAL SUPPLIES-MIDWAY	0.00	0.00	0.00	0.00	0.00	0.00
141 E 71100 429 000 00004 000	INSTRUCTIONAL SUPPLIES-BCES	0.00	969.60	17,132.34	0.00	-17,132.34	0.00
141 E 71100 429 000 00005 000	INSTRUCTIONAL SUPPLIES-BCMS	0.00	0.00	0.00	0.00	0.00	0.00
141 E 71100 429 000 00006 000	INSTRUCTIONAL SUPPLIES-GVES	0.00	-14.56	19,156.20	0.00	-19,156.20	0.00
141 E 71100 429 000 00007 000	INSTRUCTIONAL SUPPLIES-FBES	0.00	-139.44	9,760.64	0.00	-9,760.64	0.00
141 E 71100 429 000 00008 000	INSTRUCTIONAL SUPPLIES-GES	0.00	525.64	14,658.44	0.00	-14,658.44	0.00
141 E 71100 429 000 00009 000	INSTRUCTIONAL SUPPLIES-JES	0.00	-269.12	28,281.92	0.00	-28,281.92	0.00
141 E 71100 429 000 00010 000	INSTRUCTIONAL SUPPLIES-JMS	0.00	0.00	0.00	0.00	0.00	0.00
141 E 71100 429 000 00011 000	INSTRUCTIONAL SUPPLIES-LES	0.00	167.25	13,588.79	0.00	-13,588.79	0.00
141 E 71100 429 000 00012 000	INSTRUCTIONAL SUPPLIES-SCES	0.00	0.00	5,943.97	0.00	-5,943.97	0.00
141 E 71100 429 000 00013 000	INSTRUCTIONAL SUPPLIES-SSES	0.00	486.39	13,697.27	0.00	-13,697.27	0.00
141 E 71100 429 000 00014 000	INSTRUCTIONAL SUPPLIES-WVES	0.00	-67.43	11,305.23	0.00	-11,305.23	0.00
141 E 71100 429 000 00015 000	INSTRUCTIONAL SUPPLIES-DBHS	0.00	1,300.00	20,533.61	0.00	-20,533.61	0.00
141 E 71100 429 000 00016 000	INSTRUCTIONAL SUPPLIES-DCHS	0.00	-1,000.04	27,515.96	0.00	-27,515.96	0.00
141 E 71100 429 000 00025 000	INSTRUCTIONAL SUPPLIES-RVES	0.00	363.12	15,764.40	0.00	-15,764.40	0.00
141 E 71100 449 000 00000 000	TEXTBOOKS	1,200,000.00	0.00	232,165.53	0.00	967,834.47	19.35
141 E 71100 499 000 00000 000	OTHER SUPPLIES AND MATERIALS	588,000.00	-776.35	161,141.72	0.00	426,858.28	27.41
141 E 71100 499 000 00000 002	CTE ISM GRANT	0.00	0.00	0.00	0.00	0.00	0.00
141 E 71100 499 000 00000 003	Supplies-Summer Learning	0.00	0.00	0.00	0.00	0.00	0.00
141 E 71100 499 000 00000 005	SUPPLIES-STEM GRANTS	0.00	0.00	0.00	0.00	0.00	0.00
141 E 71100 499 000 00000 100	OTHER SUPPLIES-CIVICS GRANT	0.00	0.00	0.00	0.00	0.00	0.00
141 E 71100 499 000 00000 200	GRANT FUNDS	0.00	0.00	0.00	0.00	0.00	0.00
141 E 71100 499 000 00000 300	ETSU SLICE-SIUPPLIES	0.00	0.00	0.00	0.00	0.00	0.00
141 E 71100 499 000 00000 802	INSTR. SCIENCE CLASS SUPPLIES	24,000.00	1,576.31	20,849.94	0.00	3,150.06	86.87
141 E 71100 499 000 00002 000	OTHER SUPPLIES & MAT.-ASBURY	0.00	0.00	0.00	0.00	0.00	0.00
141 E 71100 499 000 00003 000	OTHER SUPPLIES & MAT.-MIDWAY	0.00	0.00	0.00	0.00	0.00	0.00
141 E 71100 499 000 00004 000	OTHER SUPPLIES & MAT.-BCES	0.00	255.90	2,026.40	0.00	-2,026.40	0.00
141 E 71100 499 000 00005 000	OTHER SUPPLIES & MAT.-BCMS	0.00	0.00	0.00	0.00	0.00	0.00
141 E 71100 499 000 00006 000	OTHER SUPPLIES & MAT.-GVES	0.00	98.76	3,522.48	0.00	-3,522.48	0.00
141 E 71100 499 000 00007 000	OTHER SUPPLIES & MAT.-FBES	0.00	164.68	3,631.42	0.00	-3,631.42	0.00
141 E 71100 499 000 00008 000	OTHER SUPPLIES & MAT.-GES	0.00	0.00	2,500.00	0.00	-2,500.00	0.00
141 E 71100 499 000 00009 000	OTHER SUPPLIES & MAT.-JES	0.00	390.90	2,167.92	0.00	-2,167.92	0.00
141 E 71100 499 000 00010 000	OTHER SUPPLIES & MAT.-JMS	0.00	0.00	0.00	0.00	0.00	0.00
141 E 71100 499 000 00011 000	OTHER SUPPLIES & MAT.-LES	0.00	49.74	185.14	0.00	-185.14	0.00
141 E 71100 499 000 00012 000	OTHER SUPPLIES & MAT.-SCES	0.00	0.00	5,500.00	0.00	-5,500.00	0.00
141 E 71100 499 000 00013 000	OTHER SUPPLIES & MAT.-SSES	0.00	0.00	3,011.00	0.00	-3,011.00	0.00

Fnd T Acct	Obj Prj Loc	Prg Description	2025-26 Budget	April 2025-26 Monthly Activity	2025-26 FYTD Activity	Encumbered Amount	Unexpended Balance - YTD Act	2025-26 FYTD %
71100		REGULAR INSTRUCTION						
141 E 71100 499 000 00014 000		OTHER SUPPLIES & MAT.-WVES	0.00	179.20	462.98	0.00	-462.98	0.00
141 E 71100 499 000 00015 000		OTHER SUPPLIES & MAT.-DBHS	0.00	860.93	14,500.43	0.00	-14,500.43	0.00
141 E 71100 499 000 00016 000		OTHER SUPPLIES & MAT.-DCHS	0.00	3,804.71	15,140.55	0.00	-15,140.55	0.00
141 E 71100 499 000 00017 000		OTHER SUPPLIES & MAT-UH	0.00	0.00	0.00	0.00	0.00	0.00
141 E 71100 499 000 00025 000		OTHER SUPPLIES & MAT.-RVES	0.00	236.00	1,435.58	0.00	-1,435.58	0.00
141 E 71100 595 000 00000 000		JDC	0.00	0.00	0.00	0.00	0.00	0.00
141 E 71100 599 000 00000 000		OTHER CHARGES	898,572.13	32,894.05	32,894.05	0.00	865,678.08	3.66
141 E 71100 599 000 00000 003		Supplies-Summer Learning	0.00	0.00	0.00	0.00	0.00	0.00
141 E 71100 599 000 00000 025		OTHER CHARGES	0.00	0.00	0.00	0.00	0.00	0.00
141 E 71100 599 000 00002 000		ASBURY	932.19	0.00	0.00	0.00	932.19	0.00
141 E 71100 599 000 00004 000		BOONES CREEK ELEMENTARY	11,610.91	1,500.00	4,634.00	0.00	6,976.91	39.91
141 E 71100 599 000 00006 000		GRANDVIEW	7,439.27	150.97	1,976.98	0.00	5,462.29	26.57
141 E 71100 599 000 00007 000		FALL BRANCH	3,167.39	0.00	2,550.83	0.00	616.56	80.53
141 E 71100 599 000 00008 000		GRAY ELEMENTARY	7,261.84	0.00	3,005.00	0.00	4,256.84	41.38
141 E 71100 599 000 00009 000		JONESBOROUGH ELEMENTARY	14,312.13	0.00	14,200.00	0.00	112.13	99.22
141 E 71100 599 000 00011 000		LAMAR	4,429.01	1,100.00	4,093.76	0.00	335.25	92.43
141 E 71100 599 000 00012 000		SOUTH CENTRAL	1,910.86	0.00	2,951.25	0.00	-1,040.39	154.45
141 E 71100 599 000 00013 000		SULPHER SPRINGS	4,664.33	0.00	5,852.00	0.00	-1,187.67	125.46
141 E 71100 599 000 00014 000		WESTVIEW	2,552.74	1,937.95	7,854.25	0.00	-5,301.51	307.68
141 E 71100 599 000 00015 000		DANIEL BOONE HIGH	5,058.27	0.00	18,180.00	0.00	-13,121.73	359.41
141 E 71100 599 000 00016 000		DAVID CROCKETT HIGH	4,440.55	0.00	12,950.00	0.00	-8,509.45	291.63
141 E 71100 599 000 00017 000		UNIVERSITY SCHOOL-UH	7,572.21	0.00	0.00	0.00	7,572.21	0.00
141 E 71100 599 000 00025 000		RIDGEVIEW	10,075.17	0.00	5,583.60	0.00	4,491.57	55.42
141 E 71100 708 000 00000 000		COMMUNICATIONS EQUIPMENT	160,000.00	0.00	0.00	0.00	160,000.00	0.00
141 E 71100 722 000 00000 002		CTE ISM GRANT	418,859.00	39,756.72	183,443.50	0.00	235,415.50	43.80
141 E 71100 --- --- --- ---			53,186,032.00	4,300,057.86	36,892,398.30	0.00	16,293,633.70	69.36
71200		SPECIAL EDUCATION PROGRAM						
141 E 71200 116 000 00000 000		SP.ED. TEACHERS	3,437,144.00	272,407.99	2,267,003.87	0.00	1,170,140.13	65.96
141 E 71200 117 000 00000 000		CAREER LADDER PROGRAM	12,000.00	0.00	500.00	0.00	11,500.00	4.17
141 E 71200 128 000 00000 000		HOMEBOUND TEACHERS	20,400.00	0.00	0.00	0.00	20,400.00	0.00
141 E 71200 163 000 00000 000		EDUCATIONAL ASSISTANTS	1,261,937.00	95,724.33	841,640.17	0.00	420,296.83	66.69
141 E 71200 163 000 00000 912		EDUCATIONAL ASSISTANTS SPED PR	83,000.00	5,709.50	37,983.48	0.00	45,016.52	45.76
141 E 71200 171 000 00000 000		SPEECH PATHOLOGIST	269,886.00	0.00	0.00	0.00	269,886.00	0.00

Account Level						2025-26	April 2025-26	2025-26	Encumbered	Unexpended	2025-26		
Fnd	T	Acct	Obj	Prj	Loc	Prg	Description	Budget	Monthly Activity	FYTD Activity	Amount	Balance - YTD Act	FYTD %
71200							SPECIAL EDUCATION PROGRAM						
141	E	71200	188	000	00000	000	BONUS	0.00	0.00	112,000.00	0.00	-112,000.00	0.00
141	E	71200	189	000	00000	000	OTHER SALARIES	182,111.00	13,253.66	123,869.63	0.00	58,241.37	68.02
141	E	71200	195	000	00000	000	CERTIFIED SUBSTITUTE TEACHERS	20,000.00	0.00	0.00	0.00	20,000.00	0.00
141	E	71200	195	995	00000	000	WCDE RETIRED SUBSTITUTE TEACHE	0.00	0.00	0.00	0.00	0.00	0.00
141	E	71200	198	000	00000	000	NON-CERTIFIED SUBSTITUTE TEACH	65,000.00	0.00	0.00	0.00	65,000.00	0.00
141	E	71200	201	000	00000	000	SOCIAL SECURITY	326,646.00	22,118.94	195,030.08	0.00	131,615.92	59.71
141	E	71200	201	000	00000	912	SOCIAL SECURITY SPED PR	5,146.00	300.66	2,240.60	0.00	2,905.40	43.54
141	E	71200	204	000	00000	000	STATE RETIREMENT	406,235.00	34,990.23	297,553.25	0.00	108,681.75	73.25
141	E	71200	204	000	00000	912	STATE RETIREMENT SPED PR	10,948.00	753.08	5,052.71	0.00	5,895.29	46.15
141	E	71200	206	000	00000	000	LIFE INSURANCE	3,000.00	281.00	2,248.00	0.00	752.00	74.93
141	E	71200	207	000	00000	000	MEDICAL INSURANCE	720,230.00	94,935.29	758,822.36	0.00	-38,592.36	105.36
141	E	71200	207	000	00000	912	MEDICAL INSURANCE SPED PR	28,535.00	1,893.60	1,893.60	0.00	26,641.40	6.64
141	E	71200	212	000	00000	000	EMPLOYER MEDICARE	76,393.00	5,172.96	45,611.93	0.00	30,781.07	59.71
141	E	71200	212	000	00000	912	MEDICARE SPED PR	1,203.00	70.31	524.00	0.00	679.00	43.56
141	E	71200	299	000	00000	000	OTHER FRINGE BENEFITS	0.00	0.00	0.00	0.00	0.00	0.00
141	E	71200	399	000	00000	000	OTHER CONTRACTED SERVICES	0.00	0.00	0.00	0.00	0.00	0.00
141	E	71200	429	000	00000	000	INSTRUCTIONAL SUPPLIES & MATER	22,400.00	1,464.80	19,846.65	0.00	2,553.35	88.60
141	E	71200	429	000	00000	912	SUPPLIES AND MATERIALS SPED PR	5,000.00	0.00	0.00	0.00	5,000.00	0.00
141	E	71200	429	000	00002	000	INSTRUCTIONAL SUP. & MAT.-ASBU	0.00	0.00	0.00	0.00	0.00	0.00
141	E	71200	429	000	00003	000	INSTRUCTIONAL SUP. & MAT.-MIDW	0.00	0.00	0.00	0.00	0.00	0.00
141	E	71200	429	000	00004	000	INSTRUCTIONAL SUP. & MAT.-BCES	0.00	0.00	0.00	0.00	0.00	0.00
141	E	71200	429	000	00005	000	INSTRUCTIONAL SUP. & MAT.-BCMS	0.00	0.00	0.00	0.00	0.00	0.00
141	E	71200	429	000	00006	000	INSTRUCTIONAL SUP. & MAT.-GVES	0.00	0.00	0.00	0.00	0.00	0.00
141	E	71200	429	000	00007	000	INSTRUCTIONAL SUP. & MAT.-FBES	0.00	0.00	0.00	0.00	0.00	0.00
141	E	71200	429	000	00008	000	INSTRUCTIONAL SUP. & MAT.-GES	0.00	0.00	0.00	0.00	0.00	0.00
141	E	71200	429	000	00009	000	INSTRUCTIONAL SUP. & MAT.-JES	0.00	0.00	0.00	0.00	0.00	0.00
141	E	71200	429	000	00010	000	INSTRUCTIONAL SUP. & MAT.-JMS	0.00	0.00	0.00	0.00	0.00	0.00
141	E	71200	429	000	00011	000	INSTRUCTIONAL SUP. & MAT.-LES	0.00	0.00	0.00	0.00	0.00	0.00
141	E	71200	429	000	00012	000	INSTRUCTIONAL SUP. & MAT.-SCES	0.00	0.00	0.00	0.00	0.00	0.00
141	E	71200	429	000	00013	000	INSTRUCTIONAL SUP. & MAT.-SSES	0.00	0.00	0.00	0.00	0.00	0.00
141	E	71200	429	000	00014	000	INSTRUCTIONAL SUP. & MAT.-WVES	0.00	0.00	0.00	0.00	0.00	0.00
141	E	71200	429	000	00015	000	INSTRUCTIONAL SUP. & MAT.-DBHS	0.00	0.00	0.00	0.00	0.00	0.00
141	E	71200	429	000	00016	000	INSTRUCTIONAL SUP. & MAT.-DCHS	0.00	0.00	0.00	0.00	0.00	0.00
141	E	71200	429	000	00025	000	INSTRUCTIONAL SUP. & MAT.-RVES	0.00	0.00	0.00	0.00	0.00	0.00
141	E	71200	499	000	00000	000	OTHER SUPPLIES AND MATERIALS	0.00	0.00	6,377.10	0.00	-6,377.10	0.00
141	E	71200	499	000	00000	912	OTHER SUPPLIES SPED PR	0.00	0.00	0.00	0.00	0.00	0.00
141	E	71200	595	000	00000	000	INDIVIDUALIZED EDU. ACCOUNT	0.00	0.00	0.00	0.00	0.00	0.00
141	E	71200	599	000	00000	000	OTHER CHARGES	0.00	0.00	4,800.00	0.00	-4,800.00	0.00

Fnd T Acct		Obj Prj Loc	Prg	Account Level Description	2025-26 Budget	April 2025-26 Monthly Activity	2025-26 FYTD Activity	Encumbered Amount	Unexpended Balance - YTD Act	2025-26 FYTD %
71300		VOCATIONAL EDUCATION PROGRAM								
141	E	71300	429 000	00005 000	INSTRUCTIONAL SUP. & MAT-BCMS	0.00	0.00	0.00	0.00	0.00
141	E	71300	429 000	00006 000	INSTRUCTIONAL SUP. & MAT-GVES	0.00	0.00	0.00	0.00	0.00
141	E	71300	429 000	00007 000	INSTRUCTIONAL SUP. & MAT-FBES	0.00	0.00	0.00	0.00	0.00
141	E	71300	429 000	00008 000	INSTRUCTIONAL SUP. & MAT-GES	0.00	0.00	0.00	0.00	0.00
141	E	71300	429 000	00009 000	INSTRUCTIONAL SUP. & MAT-JES	0.00	0.00	0.00	0.00	0.00
141	E	71300	429 000	00010 000	INSTRUCTIONAL SUP. & MAT-JMS	0.00	0.00	0.00	0.00	0.00
141	E	71300	429 000	00011 000	INSTRUCTIONAL SUP. & MAT-LES	0.00	0.00	0.00	0.00	0.00
141	E	71300	429 000	00012 000	INSTRUCTIONAL SUP. & MAT-SCES	0.00	0.00	0.00	0.00	0.00
141	E	71300	429 000	00013 000	INSTRUCTIONAL SUP. & MAT-SSES	0.00	0.00	0.00	0.00	0.00
141	E	71300	429 000	00014 000	INSTRUCTIONAL SUP. & MAT-WVES	0.00	0.00	0.00	0.00	0.00
141	E	71300	429 000	00015 000	INSTRUCTIONAL SUP. & MAT-DBHS	0.00	64.12	29,402.00	0.00	-29,402.00
141	E	71300	429 000	00016 000	INSTRUCTIONAL SUP. & MAT-DCHS	0.00	1,016.37	35,719.85	0.00	-35,719.85
141	E	71300	429 000	00025 000	INSTRUCTIONAL SUP. & MAT-RVES	0.00	0.00	0.00	0.00	0.00
141	E	71300	429 001	00000 000	SUPPLIES & MATERIALS_CTE GRANT	0.00	0.00	0.00	0.00	0.00
141	E	71300	471 000	00000 002	CTE ISM GRANT	27,240.00	2,500.00	10,100.00	0.00	17,140.00
141	E	71300	499 000	00000 002	OTHER SUPPLIES AND MATERIALS	900.00	0.00	1,095.00	0.00	-195.00
141	E	71300	524 000	00000 002	CTE ISM GRANT	0.00	0.00	0.00	0.00	0.00
141	E	71300	599 000	00000 002	CTE ISM GRANT-OTHER CHARGES	0.00	0.00	0.00	0.00	0.00
141	E	71300	599 000	00000 050	DONATIONS-GIFTS	0.00	0.00	0.00	0.00	0.00
141	E	71300	718 000	00000 000	MOTOR VEHICLE	0.00	0.00	0.00	0.00	0.00
141	E	71300	730 000	00000 000	VOCATIONAL INSTRUCTION EQUIPME	22,000.00	7,585.07	30,348.40	0.00	-8,348.40
141	E	71300	730 000	00000 002	CTE ISM GRANT-VOC. INSTRUC EQU	845,573.00	163,743.47	434,680.97	0.00	410,892.03
141	E	71300	730 000	00002 000	VOCATIONAL INSTR EQUIP-ASB	0.00	0.00	0.00	0.00	0.00
141	E	71300	730 000	00003 000	VOCATIONAL INSTR EQUIP-MIDWAY	0.00	0.00	0.00	0.00	0.00
141	E	71300	730 000	00004 000	VOCATIONAL INSTR EQUIP-BCES	0.00	0.00	0.00	0.00	0.00
141	E	71300	730 000	00005 000	VOCATIONAL INSTR EQUIP-BCMS	0.00	0.00	0.00	0.00	0.00
141	E	71300	730 000	00006 000	VOCATIONAL INSTR EQUIP-GVES	0.00	0.00	0.00	0.00	0.00
141	E	71300	730 000	00007 000	VOCATIONAL INSTR EQUIP-FBES	0.00	0.00	0.00	0.00	0.00
141	E	71300	730 000	00008 000	VOCATIONAL INSTR EQUIP-GES	0.00	0.00	0.00	0.00	0.00
141	E	71300	730 000	00009 000	VOCATIONAL INSTR EQUIP-JES	0.00	0.00	0.00	0.00	0.00
141	E	71300	730 000	00010 000	VOCATIONAL INSTR EQUIP-JMS	0.00	0.00	0.00	0.00	0.00
141	E	71300	730 000	00011 000	VOCATIONAL INSTR EQUIP-LES	0.00	0.00	0.00	0.00	0.00
141	E	71300	730 000	00012 000	VOCATIONAL INSTR EQUIP-SCES	0.00	0.00	0.00	0.00	0.00
141	E	71300	730 000	00013 000	VOCATIONAL INSTR EQUIP-SSES	0.00	0.00	0.00	0.00	0.00
141	E	71300	730 000	00014 000	VOCATIONAL INSTR EQUIP-WVES	0.00	0.00	0.00	0.00	0.00
141	E	71300	730 000	00015 000	VOCATIONAL INSTR EQUIP-DBHS	0.00	0.00	0.00	0.00	0.00
141	E	71300	730 000	00016 000	VOCATIONAL INSTR EQUIP-DCHS	0.00	0.00	0.00	0.00	0.00
141	E	71300	730 000	00016 001	VOC. INSTRUC. EQUIP-SPARC	0.00	0.00	0.00	0.00	0.00

Account Level		2025-26	April 2025-26	2025-26	Encumbered	Unexpended	2025-26
Fnd T Acct	Obj Prj Loc Prg Description	Budget	Monthly Activity	FYTD Activity	Amount	Balance - YTD Act	FYTD %
71300	VOCATIONAL EDUCATION PROGRAM						
141 E 71300 730 000 00025 000	VOCATIONAL INSTR EQUIP-RVES	0.00	0.00	0.00	0.00	0.00	0.00
141 E 71300 --- --- ----- ---		5,734,673.40	626,697.97	3,658,790.54	0.00	2,075,882.86	63.80
=====							
71600	ADULT EDUCATION PROGRAM						
141 E 71600 116 000 00000 000	AD. ED. TEACHERS	0.00	0.00	0.00	0.00	0.00	0.00
141 E 71600 201 000 00000 000	SOCIAL SECURITY	0.00	0.00	0.00	0.00	0.00	0.00
141 E 71600 204 000 00000 000	STATE RETIREMENT	0.00	0.00	0.00	0.00	0.00	0.00
141 E 71600 212 000 00000 000	EMPLOYER MEDICARE	0.00	0.00	0.00	0.00	0.00	0.00
141 E 71600 429 000 00000 000	INSTRUCTIONAL SUPPLIES & MATER	0.00	0.00	0.00	0.00	0.00	0.00
141 E 71600 --- --- ----- ---		0.00	0.00	0.00	0.00	0.00	0.00
=====							
71901	COVID-19 EXP. INSTRUCTION						
141 E 71901 499 000 00000 000	OTHER CHARGES AND MATERIALS	0.00	0.00	0.00	0.00	0.00	0.00
141 E 71901 --- --- ----- ---		0.00	0.00	0.00	0.00	0.00	0.00
=====							
72110	ATTENDANCE PROGRAM						
141 E 72110 105 000 00000 000	SUPERVISOR/DIRECTOR	106,064.00	8,755.34	87,553.40	0.00	18,510.60	82.55
141 E 72110 117 000 00000 000	CAREER LADDER PROGRAM	1,000.00	0.00	0.00	0.00	1,000.00	0.00
141 E 72110 162 000 00000 000	CLERICAL PERSONNEL	46,904.00	3,842.84	38,428.40	0.00	8,475.60	81.93
141 E 72110 201 000 00000 000	SOCIAL SECURITY	9,546.00	718.18	7,317.46	0.00	2,228.54	76.65
141 E 72110 204 000 00000 000	STATE RETIREMENT	12,364.00	1,012.05	10,120.50	0.00	2,243.50	81.85
141 E 72110 206 000 00000 000	LIFE INSURANCE	50.00	4.40	35.20	0.00	14.80	70.40
141 E 72110 207 000 00000 000	MEDICAL INSURANCE	21,242.00	3,531.60	27,576.00	0.00	-6,334.00	129.82
141 E 72110 212 000 00000 000	EMPLOYER MEDICARE	2,233.00	167.96	1,711.34	0.00	521.66	76.64
141 E 72110 299 000 00000 000	OTHER FRINGE BENEFITS	0.00	0.00	0.00	0.00	0.00	0.00
141 E 72110 355 000 00000 000	TRAVEL	2,000.00	820.88	3,401.07	0.00	-1,401.07	170.05

Fnd T	Acct	Obj	Prj	Loc	Prg	Account Level Description	2025-26 Budget	April 2025-26 Monthly Activity	2025-26 FYTD Activity	Encumbered Amount	Unexpended Balance - YTD Act	2025-26 FYTD %
72110 ATTENDANCE PROGRAM												
141	E	72110	499	000	00000	000 OTHER SUPPLIES AND MATERIALS	500.00	247.83	497.33	0.00	2.67	99.47
141	E	72110	499	000	00000	100 OTHER SUPPLIES & MATERIALS_D	0.00	0.00	0.00	0.00	0.00	0.00
141	E	72110	524	000	00000	000 IN-SERVICE / STAFF DEVELOPMENT	5,000.00	40.00	1,614.87	0.00	3,385.13	32.30
141 E 72110 --- --- ----- ---							206,903.00	19,141.08	178,255.57	0.00	28,647.43	86.15
72120 HEALTH SERVICES												
141	E	72120	105	000	00000	000 SUPERVISOR/DIRECTOR	0.00	20,652.00	172,689.27	0.00	-172,689.27	0.00
141	E	72120	131	000	00000	000 MEDICAL PERSONNEL	368,403.00	47,070.44	375,500.31	0.00	-7,097.31	101.93
141	E	72120	131	937	00000	000 MEDICAL PERSONNEL	0.00	0.00	0.00	0.00	0.00	0.00
141	E	72120	189	000	00000	000 OTHER SALARIES & WAGES	619,098.00	8,846.05	88,549.03	0.00	530,548.97	14.30
141	E	72120	201	000	00000	000 SOCIAL SECURITY	61,225.00	4,549.31	37,949.67	0.00	23,275.33	61.98
141	E	72120	204	000	00000	000 STATE RETIREMENT	130,251.00	7,590.94	66,018.15	0.00	64,232.85	50.69
141	E	72120	206	000	00000	000 LIFE INSURANCE	450.00	44.30	354.40	0.00	95.60	78.76
141	E	72120	207	000	00000	000 MEDICAL INSURANCE	198,906.00	14,927.60	107,747.60	0.00	91,158.40	54.17
141	E	72120	212	000	00000	000 EMPLOYER MEDICARE	14,319.00	1,063.95	8,875.22	0.00	5,443.78	61.98
141	E	72120	299	000	00000	000 OTHER FRINGE BENEFITS	0.00	0.00	0.00	0.00	0.00	0.00
141	E	72120	355	000	00000	000 TRAVEL	10,000.00	1,365.19	14,707.78	0.00	-4,707.78	147.08
141	E	72120	399	000	00000	000 OTHER CONTRACTED SERVICES	5,000.00	92.00	3,703.22	0.00	1,296.78	74.06
141	E	72120	399	000	00000	100 OTHER C & S - DONATION	0.00	0.00	0.00	0.00	0.00	0.00
141	E	72120	413	000	00000	000 DRUGS AND MEDICAL SUPPLIES	0.00	0.00	0.00	0.00	0.00	0.00
141	E	72120	499	000	00000	000 OTHER SUPPLIES AND MATERIALS	31,200.00	513.30	22,842.70	0.00	8,357.30	73.21
141	E	72120	499	999	00000	000 OTHER SUPPLIES-DONATIONS	0.00	0.00	0.00	0.00	0.00	0.00
141	E	72120	524	000	00000	000 IN-SERVICE / STAFF DEVELOPMENT	13,000.00	0.00	4,891.92	0.00	8,108.08	37.63
141	E	72120	599	000	00000	000 OTHER CHARGES	4,000.00	797.79	7,173.88	0.00	-3,173.88	179.35
141 E 72120 --- --- ----- ---							1,455,852.00	107,512.87	911,003.15	0.00	544,848.85	62.58
72130 OTHER STUDENT SUPPORT												
141	E	72130	117	000	00000	000 CAREER LADDER PROGRAM	2,000.00	0.00	500.00	0.00	1,500.00	25.00
141	E	72130	123	000	00000	000 GUIDANCE PERSONNEL	1,386,669.00	110,927.42	886,255.93	0.00	500,413.07	63.91
141	E	72130	123	000	00000	002 CTE ISM GRANT	37,641.00	0.00	13,210.19	0.00	24,430.81	35.10

Account Level		2025-26	April 2025-26	2025-26	Encumbered	Unexpended	2025-26
Fnd T Acct	Obj Prj Loc Prg Description	Budget	Monthly Activity	FYTD Activity	Amount	Balance - YTD Act	FYTD %
72130	OTHER STUDENT SUPPORT						
141 E 72130 499 000 00009 000	OTHER SUPPLIES AND MAT.-JES	0.00	0.00	468.19	0.00	-468.19	0.00
141 E 72130 499 000 00010 000	OTHER SUPPLIES AND MAT.-JMS	0.00	0.00	0.00	0.00	0.00	0.00
141 E 72130 499 000 00011 000	OTHER SUPPLIES AND MAT.-LES	0.00	0.00	486.45	0.00	-486.45	0.00
141 E 72130 499 000 00012 000	OTHER SUPPLIES AND MAT.-SCES	0.00	0.00	480.02	0.00	-480.02	0.00
141 E 72130 499 000 00013 000	OTHER SUPPLIES AND MAT.-SSES	0.00	0.00	0.00	0.00	0.00	0.00
141 E 72130 499 000 00014 000	OTHER SUPPLIES AND MAT.-WVES	0.00	0.00	0.00	0.00	0.00	0.00
141 E 72130 499 000 00015 000	OTHER SUPPLIES AND MAT.-DBHS	0.00	0.00	495.80	0.00	-495.80	0.00
141 E 72130 499 000 00016 000	OTHER SUPPLIES AND MAT.-DCHS	0.00	0.00	300.00	0.00	-300.00	0.00
141 E 72130 499 000 00025 000	OTHER SUPPLIES AND MAT.-RVES	0.00	0.00	0.00	0.00	0.00	0.00
141 E 72130 524 000 00000 002	CTE-ISM Grant	94,183.00	6,320.20	56,091.17	0.00	38,091.83	59.56
141 E 72130 524 000 00000 150	IN-SERVICE / STAFF DEVELOPMENT	0.00	850.00	850.00	0.00	-850.00	0.00
141 E 72130 524 000 00000 350	IN-SERVICE / STAFF DEVELOPMENT	0.00	0.00	0.00	0.00	0.00	0.00
141 E 72130 730 000 00000 350	INSTRUCTION EQUIPMENT	0.00	0.00	0.00	0.00	0.00	0.00
141 E 72130 790 000 00000 000	OTHER EQUIPMENT	28,000.00	0.00	133.99	0.00	27,866.01	0.48
141 E 72130 --- --- ----- ---		2,169,415.75	169,338.36	1,392,769.63	0.00	776,646.12	64.20
		=====	=====	=====	=====	=====	=====
72210	SUPPORT REGULAR INSTRUCTION						
141 E 72210 105 000 00000 000	SUPERVISOR/DIRECTOR	473,467.00	36,629.10	440,966.80	0.00	32,500.20	93.14
141 E 72210 105 003 00000 000	SUMMER PROGRAMS-LEARNING CAMPS	0.00	0.00	0.00	0.00	0.00	0.00
141 E 72210 117 000 00000 000	CAREER LADDER PROGRAM	0.00	0.00	0.00	0.00	0.00	0.00
141 E 72210 127 000 00000 000	CAREER LADDER EXTENDED CONTRAC	0.00	0.00	0.00	0.00	0.00	0.00
141 E 72210 129 000 00000 000	LIBRARIANS	868,703.00	65,993.53	529,121.44	0.00	339,581.56	60.91
141 E 72210 138 000 00000 000	TECHNOLOGY PERSONNEL	0.00	0.00	0.00	0.00	0.00	0.00
141 E 72210 162 000 00000 000	CLERICAL PERSONNEL	221,801.00	19,985.82	170,434.96	0.00	51,366.04	76.84
141 E 72210 189 000 00000 000	OTHER SALARIES & WAGES	0.00	0.00	0.00	0.00	0.00	0.00
141 E 72210 189 000 00000 010	OTHER SALARIES AND WAGES	0.00	0.00	0.00	0.00	0.00	0.00
141 E 72210 189 000 00000 011	OTHER SALARIES AND WAGES	0.00	2,610.00	2,610.00	0.00	-2,610.00	0.00
141 E 72210 196 000 00000 000	IN-SERVICE TRAINING	0.00	0.00	0.00	0.00	0.00	0.00
141 E 72210 196 000 00000 011	IN SERVICE TRAINING	0.00	0.00	0.00	0.00	0.00	0.00
141 E 72210 201 000 00000 000	SOCIAL SECURITY	96,966.00	7,131.35	66,718.82	0.00	30,247.18	68.81
141 E 72210 201 000 00000 010	SOCIAL SECURITY	0.00	0.00	0.00	0.00	0.00	0.00
141 E 72210 201 000 00000 011	SOCIAL SECURITY	0.00	84.61	84.61	0.00	-84.61	0.00
141 E 72210 201 003 00000 000		0.00	0.00	0.00	0.00	0.00	0.00
141 E 72210 204 000 00000 000	STATE RETIREMENT	106,699.00	9,131.82	81,434.76	0.00	25,264.24	76.32

Fnd T Acct	Obj Prj Loc	Prg Description	2025-26 Budget	April 2025-26 Monthly Activity	2025-26 FYTD Activity	Encumbered Amount	Unexpended Balance - YTD Act	2025-26 FYTD %
72210		SUPPORT REGULAR INSTRUCTION						
141 E 72210 204 000 00000 010		STATE RETIREMENT	0.00	0.00	0.00	0.00	0.00	0.00
141 E 72210 204 000 00000 011		STATE RETIREMENT	0.00	29.68	29.68	0.00	-29.68	0.00
141 E 72210 204 003 00000 000			0.00	0.00	0.00	0.00	0.00	0.00
141 E 72210 206 000 00000 000		LIFE INSURANCE	1,000.00	92.10	736.80	0.00	263.20	73.68
141 E 72210 207 000 00000 000		MEDICAL INSURANCE	223,105.00	23,417.70	195,846.60	0.00	27,258.40	87.78
141 E 72210 207 000 00000 010		MEDICAL INSURANCE	0.00	0.00	0.00	0.00	0.00	0.00
141 E 72210 207 000 00000 011		MEDICAL INSURANCE	0.00	0.00	0.00	0.00	0.00	0.00
141 E 72210 212 000 00000 000		EMPLOYER MEDICARE	22,678.00	1,667.83	15,603.69	0.00	7,074.31	68.81
141 E 72210 212 000 00000 011			0.00	37.55	37.55	0.00	-37.55	0.00
141 E 72210 212 003 00000 000			0.00	0.00	0.00	0.00	0.00	0.00
141 E 72210 299 000 00000 000		OTHER FRINGE BENEFITS	0.00	0.00	0.00	0.00	0.00	0.00
141 E 72210 336 000 00000 000		MAINTENANCE AND REPAIR SERVICE	25,000.00	473.38	9,729.03	0.00	15,270.97	38.92
141 E 72210 355 000 00000 000		TRAVEL	43,000.00	3,813.44	34,556.98	0.00	8,443.02	80.37
141 E 72210 429 000 00000 010		SUPPLIES & MATERIALS	0.00	0.00	0.00	0.00	0.00	0.00
141 E 72210 429 000 00000 011		SUPPLIES & MATERIALS	0.00	0.00	0.00	0.00	0.00	0.00
141 E 72210 432 000 00000 000		LIBRARY BOOKS	100,000.00	0.00	2,999.09	0.00	97,000.91	3.00
141 E 72210 432 000 00002 000		LIBRARY BOOKS-ASBURY	0.00	0.00	0.00	0.00	0.00	0.00
141 E 72210 432 000 00003 000		LIBRARY BOOKS-MIDWAY	0.00	0.00	0.00	0.00	0.00	0.00
141 E 72210 432 000 00004 000		LIBRARY BOOKS-BCES	0.00	0.00	2,831.62	0.00	-2,831.62	0.00
141 E 72210 432 000 00005 000		LIBRARY BOOKS-BCMS	0.00	0.00	0.00	0.00	0.00	0.00
141 E 72210 432 000 00006 000		LIBRARY BOOKS-GVES	0.00	0.00	5,348.54	0.00	-5,348.54	0.00
141 E 72210 432 000 00007 000		LIBRARY BOOKS-FBES	0.00	0.00	3,968.96	0.00	-3,968.96	0.00
141 E 72210 432 000 00008 000		LIBRARY BOOKS-GES	0.00	27.04	7,881.73	0.00	-7,881.73	0.00
141 E 72210 432 000 00009 000		LIBRARY BOOKS-JES	0.00	3,147.88	4,946.88	0.00	-4,946.88	0.00
141 E 72210 432 000 00010 000		LIBRARY BOOKS-JMS	0.00	0.00	0.00	0.00	0.00	0.00
141 E 72210 432 000 00011 000		LIBRARY BOOKS-LES	0.00	602.67	5,910.86	0.00	-5,910.86	0.00
141 E 72210 432 000 00012 000		LIBRARY BOOKS-SCES	0.00	0.00	2,366.68	0.00	-2,366.68	0.00
141 E 72210 432 000 00013 000		LIBRARY BOOKS-SSES	0.00	4,940.77	4,940.77	0.00	-4,940.77	0.00
141 E 72210 432 000 00014 000		LIBRARY BOOKS-WVES	0.00	0.00	0.00	0.00	0.00	0.00
141 E 72210 432 000 00015 000		LIBRARY BOOKS-DBHS	0.00	0.00	15,359.30	0.00	-15,359.30	0.00
141 E 72210 432 000 00016 000		LIBRARY BOOKS-DCHS	0.00	2,811.36	14,115.95	0.00	-14,115.95	0.00
141 E 72210 432 000 00025 000		LIBRARY BOOKS-RVES	0.00	0.00	9,190.05	0.00	-9,190.05	0.00
141 E 72210 499 000 00000 000		OTHER SUPPLIES AND MATERIALS	10,000.00	-40.00	20.14	0.00	9,979.86	0.20
141 E 72210 499 934 00000 000		OTHER SUPPLIES AND MATERIALS	0.00	0.00	0.00	0.00	0.00	0.00
141 E 72210 524 000 00000 000		IN SERVICE / STAFF DEVELOPMENT	190,000.00	20,821.76	272,481.02	0.00	-82,481.02	143.41
141 E 72210 --- --- --- ---			2,382,419.00	203,409.39	1,900,273.31	0.00	482,145.69	79.76

Fnd T	Acct	Obj	Prj	Loc	Prg	Account Level Description	2025-26 Budget	April 2025-26 Monthly Activity	2025-26 FYTD Activity	Encumbered Amount	Unexpended Balance - YTD Act	2025-26 FYTD %
72220						SUPPORT SPECIAL EDUCATION -						
141 E	72220	105	000	00000	000	SUPERVISOR/DIRECTOR	214,517.00	10,749.75	110,684.42	0.00	103,832.58	51.60
141 E	72220	117	000	00000	000	CAREER LADDER PROGRAM	0.00	0.00	0.00	0.00	0.00	0.00
141 E	72220	124	000	00000	000	PSYCOLOGICAL PERSONNEL	145,123.00	10,151.18	86,209.44	0.00	58,913.56	59.40
141 E	72220	127	000	00000	000	CAREER LADDER EXTENDED CONTRAC	0.00	0.00	0.00	0.00	0.00	0.00
141 E	72220	135	000	00000	000	ASSESSMENT PERSONNEL	314,055.00	28,521.35	232,252.47	0.00	81,802.53	73.95
141 E	72220	161	000	00000	000	SECRETARY(S)	46,426.00	1,659.84	19,918.08	0.00	26,507.92	42.90
141 E	72220	162	000	00000	000	CLERICAL PERSONNEL	0.00	0.00	0.00	0.00	0.00	0.00
141 E	72220	171	000	00000	000	SPEECH PATHOLOGIST	351,089.00	45,082.85	354,256.13	0.00	-3,167.13	100.90
141 E	72220	189	000	00000	000	OTHER SALARIES & WAGES	148,099.00	11,975.34	93,133.57	0.00	54,965.43	62.89
141 E	72220	201	000	00000	000	SOCIAL SECURITY	75,597.00	6,240.48	52,169.23	0.00	23,427.77	69.01
141 E	72220	204	000	00000	000	STATE RETIREMENT	108,091.00	8,155.25	67,851.60	0.00	40,239.40	62.77
141 E	72220	206	000	00000	000	LIFE INSURANCE	500.00	0.00	0.00	0.00	500.00	0.00
141 E	72220	207	000	00000	000	MEDICAL INSURANCE	112,249.00	25,620.10	184,064.20	0.00	-71,815.20	163.98
141 E	72220	212	000	00000	000	EMPLOYER MEDICARE	17,680.00	1,459.47	12,200.91	0.00	5,479.09	69.01
141 E	72220	299	000	00000	000	OTHER FRINGE BENEFITS	0.00	0.00	0.00	0.00	0.00	0.00
141 E	72220	331	000	00000	000	LEGAL SERVICES	0.00	0.00	0.00	0.00	0.00	0.00
141 E	72220	336	000	00000	000	MAINTENANCE AND REPAIR SERVICE	500.00	0.00	0.00	0.00	500.00	0.00
141 E	72220	355	000	00000	000	TRAVEL	25,000.00	2,194.25	17,331.89	0.00	7,668.11	69.33
141 E	72220	399	000	00000	000	OTHER CONTRACTED SERVICES	40,000.00	0.00	29,313.90	0.00	10,686.10	73.28
141 E	72220	499	000	00000	000	OTHER SUPPLIES AND MATERIALS	10,000.00	0.00	11,091.18	0.00	-1,091.18	110.91
141 E	72220	524	000	00000	000	IN SERVICE / STAFF DEVELOPMENT	5,000.00	0.00	11,783.35	0.00	-6,783.35	235.67
141 E	72220	599	000	00000	000	OTHER CHARGES	5,000.00	0.00	1,569.57	0.00	3,430.43	31.39
141 E	72220	---	---	-----	---		1,618,926.00	151,809.86	1,283,829.94	0.00	335,096.06	79.30
							=====	=====	=====	=====	=====	=====
72230						SUPPORT VOCATIONAL EDUCATION -						
141 E	72230	105	000	00000	000	SUPERVISOR/DIRECTOR	87,974.00	7,470.58	74,205.82	0.00	13,768.18	84.35
141 E	72230	117	000	00000	000	CAREER LADDER PROGRAM	0.00	0.00	0.00	0.00	0.00	0.00
141 E	72230	127	000	00000	000	CAREER LADDER EXTENDED CONTRAC	0.00	0.00	0.00	0.00	0.00	0.00
141 E	72230	161	000	00000	000	SECRETARY(S)	0.00	0.00	0.00	0.00	0.00	0.00
141 E	72230	201	000	00000	000	SOCIAL SECURITY	5,454.00	446.14	4,467.76	0.00	986.24	81.92
141 E	72230	204	000	00000	000	STATE RETIREMENT	5,076.00	672.35	6,678.52	0.00	-1,602.52	131.57
141 E	72230	206	000	00000	000	LIFE INSURANCE	100.00	6.10	48.80	0.00	51.20	48.80
141 E	72230	207	000	00000	000	MEDICAL INSURANCE	26,647.00	1,893.60	14,784.00	0.00	11,863.00	55.48
141 E	72230	212	000	00000	000	EMPLOYER MEDICARE	1,276.00	104.34	1,044.88	0.00	231.12	81.89

Fnd T Acct	Obj Prj Loc	Prg Description	2025-26 Budget	April 2025-26 Monthly Activity	2025-26 FYTD Activity	Encumbered Amount	Unexpended Balance - YTD Act	2025-26 FYTD %
72310 BOARD OF EDUCATION SERVICES								
141 E 72310 191 000 00000 000		BOARD AND COMMITTEE MEMBERS FE	41,700.00	3,475.00	34,750.00	0.00	6,950.00	83.33
141 E 72310 201 000 00000 000		SOCIAL SECURITY	2,585.00	141.16	1,569.98	0.00	1,015.02	60.73
141 E 72310 204 000 00000 000		STATE RETIREMENT	5,500.00	458.34	4,583.40	0.00	916.60	83.33
141 E 72310 207 000 00000 000		MEDICAL INSURANCE	66,731.00	6,075.60	47,337.60	0.00	19,393.40	70.94
141 E 72310 212 000 00000 000		EMPLOYER MEDICARE	605.00	33.01	367.20	0.00	237.80	60.69
141 E 72310 305 000 00000 000		AUDIT SERVICES	85,000.00	2,070.00	85,245.00	0.00	-245.00	100.29
141 E 72310 320 000 00000 000		DUES AND MEMBERSHIPS	33,669.00	0.00	11,271.00	0.00	22,398.00	33.48
141 E 72310 331 000 00000 000		LEGAL SERVICES	54,000.00	4,500.00	45,000.00	0.00	9,000.00	83.33
141 E 72310 355 000 00000 000		TRAVEL	23,000.00	2,394.52	25,837.15	0.00	-2,837.15	112.34
141 E 72310 399 000 00000 000		OTHER CONTRACTED SERVICES	404,680.00	7,650.00	132,170.17	0.00	272,509.83	32.66
141 E 72310 502 000 00000 000		BUILDING & CONTENTS INSURANCE	131,000.00	0.00	579,998.00	0.00	-448,998.00	442.75
141 E 72310 506 000 00000 000		LIABILITY INSURANCE	139,600.00	0.00	84,126.00	0.00	55,474.00	60.26
141 E 72310 508 000 00000 000		PREMIUMS ON CORPORATE SURETY B	17,000.00	0.00	82,857.00	0.00	-65,857.00	487.39
141 E 72310 510 000 00000 000		TRUSTEE'S COMMISSION	680,000.00	23,348.71	498,598.92	0.00	181,401.08	73.32
141 E 72310 513 000 00000 000		WORKER'S COMPENSATION INSURANC	300,000.00	0.00	255,013.29	0.00	44,986.71	85.00
141 E 72310 599 000 00000 000		OTHER CHARGES	0.00	3,311.02	37,903.04	0.00	-37,903.04	0.00
141 E 72310 --- --- ----- ---			1,985,070.00	53,457.36	1,926,627.75	0.00	58,442.25	97.06
=====								
72320 OFFICE OF THE DIRECTOR								
141 E 72320 101 000 00000 000		DIRECTOR OF SCHOOLS	165,000.00	13,750.00	137,500.00	0.00	27,500.00	83.33
141 E 72320 117 000 00000 000		CAREER LADDER PROGRAM	1,000.00	0.00	1,500.00	0.00	-500.00	150.00
141 E 72320 127 000 00000 000		CAREER LADDER EXTENDED CONTRAC	0.00	0.00	0.00	0.00	0.00	0.00
141 E 72320 161 000 00000 000		SECRETARY(S)	378,664.00	28,326.67	334,376.95	0.00	44,287.05	88.30
141 E 72320 188 000 00000 000		BONUS	10,000.00	0.00	10,000.00	0.00	0.00	100.00
141 E 72320 189 000 00000 000		OTHER SALARIES & WAGES	49,795.00	2.39	37,634.79	0.00	12,160.21	75.58
141 E 72320 201 000 00000 000		SOCIAL SECURITY	37,476.00	2,427.93	30,495.65	0.00	6,980.35	81.37
141 E 72320 204 000 00000 000		STATE RETIREMENT	67,411.00	4,529.98	57,665.79	0.00	9,745.21	85.54
141 E 72320 206 000 00000 000		LIFE INSURANCE	200.00	17.40	139.20	0.00	60.80	69.60
141 E 72320 207 000 00000 000		MEDICAL INSURANCE	80,029.00	12,256.20	118,498.80	0.00	-38,469.80	148.07
141 E 72320 212 000 00000 000		EMPLOYER MEDICARE	9,308.00	567.82	7,131.86	0.00	2,176.14	76.62
141 E 72320 299 000 00000 000		OTHER FRINGE BENEFITS	0.00	0.00	0.00	0.00	0.00	0.00
141 E 72320 307 000 00000 000		COMMUNICATION	75,000.00	5,230.88	53,275.21	0.00	21,724.79	71.03
141 E 72320 348 000 00000 000		POSTAL CHARGES	14,000.00	1,005.00	10,749.33	0.00	3,250.67	76.78
141 E 72320 355 000 00000 000		TRAVEL	10,000.00	1,993.68	10,030.59	0.00	-30.59	100.31

Account Level		2025-26	April 2025-26	2025-26	Encumbered	Unexpended	2025-26
Fnd T Acct	Obj Prj Loc Prg Description	Budget	Monthly Activity	FYTD Activity	Amount	Balance - YTD Act	FYTD %
72410	OFFICE OF THE PRINCIPAL						
141 E 72410 307 000 00025 000	COMMUNICATION-RVES	0.00	0.00	0.00	0.00	0.00	0.00
141 E 72410 355 000 00000 000	TRAVEL	7,000.00	827.23	5,255.86	0.00	1,744.14	75.08
141 E 72410 499 000 00000 000	OTHER SUPPLIES AND MATERIALS	71,500.00	0.00	0.00	0.00	71,500.00	0.00
141 E 72410 499 000 00002 000	OTHER SUPP. & MATERIALS-ASBURY	0.00	0.00	0.00	0.00	0.00	0.00
141 E 72410 499 000 00003 000	OTHER SUPP. & MATERIALS-MIDWAY	0.00	0.00	0.00	0.00	0.00	0.00
141 E 72410 499 000 00004 000	OTHER SUPP. & MATERIALS-BCES	0.00	0.00	396.96	0.00	-396.96	0.00
141 E 72410 499 000 00005 000	OTHER SUPP. & MATERIALS-BCMS	0.00	0.00	0.00	0.00	0.00	0.00
141 E 72410 499 000 00006 000	OTHER SUPP. & MATERIALS-GVES	0.00	0.00	393.23	0.00	-393.23	0.00
141 E 72410 499 000 00007 000	OTHER SUPP. & MATERIALS-FBES	0.00	0.00	394.77	0.00	-394.77	0.00
141 E 72410 499 000 00008 000	OTHER SUPP. & MATERIALS-GES	0.00	0.00	357.01	0.00	-357.01	0.00
141 E 72410 499 000 00009 000	OTHER SUPP. & MATERIALS-JES	0.00	0.00	398.41	0.00	-398.41	0.00
141 E 72410 499 000 00010 000	OTHER SUPP. & MATERIALS-JMS	0.00	0.00	0.00	0.00	0.00	0.00
141 E 72410 499 000 00011 000	OTHER SUPP. & MATERIALS-LES	0.00	0.00	427.46	0.00	-427.46	0.00
141 E 72410 499 000 00012 000	OTHER SUPP. & MATERIALS-SCES	0.00	0.00	389.08	0.00	-389.08	0.00
141 E 72410 499 000 00013 000	OTHER SUPP. & MATERIALS-SSES	0.00	0.00	398.56	0.00	-398.56	0.00
141 E 72410 499 000 00014 000	OTHER SUPP. & MATERIALS-WVES	0.00	0.00	412.72	0.00	-412.72	0.00
141 E 72410 499 000 00015 000	OTHER SUPP. & MATERIALS-DBHS	0.00	0.00	395.40	0.00	-395.40	0.00
141 E 72410 499 000 00016 000	OTHER SUPP. & MATERIALS-DCHS	0.00	0.00	395.40	0.00	-395.40	0.00
141 E 72410 499 000 00025 000	OTHER SUPP. & MATERIALS-RVES	0.00	0.00	303.87	0.00	-303.87	0.00
141 E 72410 599 000 00000 000	OTHER CHARGES	65,000.00	0.00	65,918.75	0.00	-918.75	101.41
141 E 72410 599 000 00000 001	OTHER CHARGES-PEPSI SPONSOR	33,443.00	0.00	0.00	0.00	33,443.00	0.00
141 E 72410 599 000 00000 002	OTHER CHARGES-PEPSI SCOREBOARD	10,000.00	0.00	0.00	0.00	10,000.00	0.00
141 E 72410 599 000 00000 003	OTHER CHARGES-PEPSI SCHOLARSHI	10,000.00	0.00	0.00	0.00	10,000.00	0.00
141 E 72410 --- --- ----- ---		5,312,272.00	431,825.26	3,727,037.41	0.00	1,585,234.59	70.16
		=====	=====	=====	=====	=====	=====
72510	FISCAL SERVICES						
141 E 72510 105 000 00000 000	SUPERVISOR/DIRECTOR	269,976.00	20,650.10	227,151.10	0.00	42,824.90	84.14
141 E 72510 119 000 00000 000	ACCOUNTING STAFF	189,820.00	15,810.40	159,970.40	0.00	29,849.60	84.27
141 E 72510 162 000 00000 000	ACCOUNTING CLERK	0.00	0.00	0.00	0.00	0.00	0.00
141 E 72510 201 000 00000 000	SOCIAL SECURITY	28,507.00	2,110.41	22,831.02	0.00	5,675.98	80.09
141 E 72510 204 000 00000 000	STATE RETIREMENT	60,647.00	4,809.13	51,061.33	0.00	9,585.67	84.19
141 E 72510 206 000 00000 000	LIFE INSURANCE	100.00	6.00	48.00	0.00	52.00	48.00
141 E 72510 207 000 00000 000	MEDICAL INSURANCE	54,443.00	8,347.20	65,582.00	0.00	-11,139.00	120.46
141 E 72510 212 000 00000 000	EMPLOYER MEDICARE	6,667.00	493.55	5,339.55	0.00	1,327.45	80.09

Account Level		2025-26	April 2025-26	2025-26	Encumbered	Unexpended	2025-26
Fnd T Acct	Obj Prj Loc Prg Description	Budget	Monthly Activity	FYTD Activity	Amount	Balance - YTD Act	FYTD %
72610	OPERATION OF PLANT						
141 E 72610 328 000 00004 000	JANITORIAL SERVICES-BCES	0.00	17,680.24	176,802.40	0.00	-176,802.40	0.00
141 E 72610 328 000 00005 000	JANITORIAL SERVICES-BCMS	0.00	0.00	0.00	0.00	0.00	0.00
141 E 72610 328 000 00006 000	JANITORIAL SERVICES-GVES	0.00	11,512.72	115,127.20	0.00	-115,127.20	0.00
141 E 72610 328 000 00007 000	JANITORIAL SERVICES-FBES	0.00	6,578.69	65,786.90	0.00	-65,786.90	0.00
141 E 72610 328 000 00008 000	JANITORIAL SERVICES-GES	0.00	10,690.38	106,903.80	0.00	-106,903.80	0.00
141 E 72610 328 000 00009 000	JANITORIAL SERVICES-JES	0.00	17,675.35	176,753.50	0.00	-176,753.50	0.00
141 E 72610 328 000 00010 000	JANITORIAL SERVICES-JMS	0.00	0.00	0.00	0.00	0.00	0.00
141 E 72610 328 000 00011 000	JANITORIAL SERVICES-LES	0.00	9,868.03	98,680.30	0.00	-98,680.30	0.00
141 E 72610 328 000 00012 000	JANITORIAL SERVICES-SCES	0.00	7,812.21	78,122.10	0.00	-78,122.10	0.00
141 E 72610 328 000 00013 000	JANITORIAL SERVICES-SSES	0.00	8,223.37	82,233.70	0.00	-82,233.70	0.00
141 E 72610 328 000 00014 000	JANITORIAL SERVICES-WVES	0.00	7,812.21	78,122.10	0.00	-78,122.10	0.00
141 E 72610 328 000 00015 000	JANITORIAL SERVICES-DBHS	0.00	18,913.75	189,137.50	0.00	-189,137.50	0.00
141 E 72610 328 000 00016 000	JANITORIAL SERVICES-DCHS	0.00	18,913.75	189,137.50	0.00	-189,137.50	0.00
141 E 72610 328 000 00025 000	JANITORIAL SERVICES-RVES	0.00	11,512.72	115,127.20	0.00	-115,127.20	0.00
141 E 72610 359 000 00000 000	DISPOSAL FEES	124,000.00	10,024.35	100,216.75	0.00	23,783.25	80.82
141 E 72610 359 000 00002 000	DISPOSAL FEES ASBURY	0.00	0.00	0.00	0.00	0.00	0.00
141 E 72610 359 000 00003 000	DISPOSAL FEES MIDWAY	0.00	0.00	0.00	0.00	0.00	0.00
141 E 72610 359 000 00004 000	DISPOSAL FEES BCES	0.00	0.00	0.00	0.00	0.00	0.00
141 E 72610 359 000 00005 000	DISPOSAL FEES OLD BCMS	0.00	0.00	0.00	0.00	0.00	0.00
141 E 72610 359 000 00006 000	DISPOSAL FEES GVES	0.00	1,322.16	9,331.64	0.00	-9,331.64	0.00
141 E 72610 359 000 00007 000	DISPOSAL FEES FBES	0.00	187.50	1,740.00	0.00	-1,740.00	0.00
141 E 72610 359 000 00008 000	DISPOSAL FEES GES	0.00	0.00	319.00	0.00	-319.00	0.00
141 E 72610 359 000 00009 000	DISPOSAL FEES JES	0.00	750.00	7,565.00	0.00	-7,565.00	0.00
141 E 72610 359 000 00010 000	DISPOSAL FEES JMS	0.00	0.00	220.43	0.00	-220.43	0.00
141 E 72610 359 000 00011 000	DISPOSAL FEES LES	0.00	0.00	3,510.94	0.00	-3,510.94	0.00
141 E 72610 359 000 00012 000	DISPOSAL FEES SCES	0.00	444.99	694.05	0.00	-694.05	0.00
141 E 72610 359 000 00013 000	DISPOSAL FEES SSES	0.00	0.00	0.00	0.00	0.00	0.00
141 E 72610 359 000 00014 000	DISPOSAL FEES WVES	0.00	0.00	0.00	0.00	0.00	0.00
141 E 72610 359 000 00015 000	DISPOSAL FEES DBHS	0.00	1,703.97	18,674.93	0.00	-18,674.93	0.00
141 E 72610 359 000 00016 000	DISPOSAL FEES DCHS	0.00	2,156.93	19,694.16	0.00	-19,694.16	0.00
141 E 72610 359 000 00025 000	DISPOSAL FEES RVES	0.00	0.00	0.00	0.00	0.00	0.00
141 E 72610 399 000 00000 000	OTHER CONTRACTED SERVICES	149,000.00	9,205.96	50,898.22	0.00	98,101.78	34.16
141 E 72610 399 000 00002 000	OTHER CONTRACTED SERV. ASBURY	0.00	39.99	1,753.96	0.00	-1,753.96	0.00
141 E 72610 399 000 00003 000	OTHER CONTRACTED SERV MIDWAY	0.00	50.00	1,255.00	0.00	-1,255.00	0.00
141 E 72610 399 000 00004 000	OTHER CONTRACTED SERVICE BCES	0.00	700.00	5,407.60	0.00	-5,407.60	0.00
141 E 72610 399 000 00005 000	OTHER CONTRACTED SERVICE BCM	0.00	0.00	0.00	0.00	0.00	0.00
141 E 72610 399 000 00006 000	OTHER CONTRACTED SERVICE GVES	0.00	37.01	7,031.06	0.00	-7,031.06	0.00
141 E 72610 399 000 00007 000	OTHER CONTRACTED SERVICE FBES	0.00	29.99	2,944.99	0.00	-2,944.99	0.00

Account Level					2025-26	April 2025-26	2025-26	Encumbered	Unexpended	2025-26
Fnd T Acct	Obj Prj Loc	Prg	Description		Budget	Monthly Activity	FYTD Activity	Amount	Balance - YTD Act	FYTD %
72610	OPERATION OF PLANT									
141 E 72610 399 000 00008 000	OTHER CONTRACTED SERVICE GES				0.00	479.99	2,716.98	0.00	-2,716.98	0.00
141 E 72610 399 000 00009 000	OTHER CONTRACTED SERVICE JES				0.00	84.99	3,404.94	0.00	-3,404.94	0.00
141 E 72610 399 000 00010 000	OTHER CONTRACTED SERVICE JMS				0.00	0.00	120.00	0.00	-120.00	0.00
141 E 72610 399 000 00011 000	OTHER CONTRACTED SERVICE LES				0.00	84.99	6,426.11	0.00	-6,426.11	0.00
141 E 72610 399 000 00012 000	OTHER CONTRACTED SERVICE SCES				0.00	88.99	4,127.85	0.00	-4,127.85	0.00
141 E 72610 399 000 00013 000	OTHER CONTRACTED SERVICE SSES				0.00	509.98	4,769.97	0.00	-4,769.97	0.00
141 E 72610 399 000 00014 000	OTHER CONTRACTED SERVICE WVES				0.00	84.99	6,120.97	0.00	-6,120.97	0.00
141 E 72610 399 000 00015 000	OTHER CONTRACTED SERVICE DBHS				0.00	1,139.78	6,269.45	0.00	-6,269.45	0.00
141 E 72610 399 000 00016 000	OTHER CONTRACTED SERVICE DCHS				0.00	179.94	19,454.22	0.00	-19,454.22	0.00
141 E 72610 399 000 00025 000	OTHER CONTRACTED SERVICE RVES				0.00	704.99	5,686.47	0.00	-5,686.47	0.00
141 E 72610 410 000 00000 000	CUSTODIAL SUPPLIES				136,500.00	273.38	13,403.87	0.00	123,096.13	9.82
141 E 72610 410 000 00002 000	CUSTODIAL SUPPLIES-ASBURY				0.00	0.00	1,727.84	0.00	-1,727.84	0.00
141 E 72610 410 000 00003 000	CUSTODIAL SUPPLIES-MIDWAY				0.00	0.00	1,277.08	0.00	-1,277.08	0.00
141 E 72610 410 000 00004 000	CUSTODIAL SUPPLIES-BCES				0.00	1,911.66	16,915.93	0.00	-16,915.93	0.00
141 E 72610 410 000 00005 000	CUSTODIAL SUPPLIES-BCMS				0.00	0.00	0.00	0.00	0.00	0.00
141 E 72610 410 000 00006 000	CUSTODIAL SUPPLIES-GVES				0.00	0.00	7,355.87	0.00	-7,355.87	0.00
141 E 72610 410 000 00007 000	CUSTODIAL SUPPLIES-FBES				0.00	1,488.06	4,224.64	0.00	-4,224.64	0.00
141 E 72610 410 000 00008 000	CUSTODIAL SUPPLIES-GES				0.00	1,858.97	7,704.83	0.00	-7,704.83	0.00
141 E 72610 410 000 00009 000	CUSTODIAL SUPPLIES-JES				0.00	1,390.65	8,882.82	0.00	-8,882.82	0.00
141 E 72610 410 000 00010 000	CUSTODIAL SUPPLIES-JMS				0.00	0.00	0.00	0.00	0.00	0.00
141 E 72610 410 000 00011 000	CUSTODIAL SUPPLIES-LES				0.00	1,514.78	7,573.35	0.00	-7,573.35	0.00
141 E 72610 410 000 00012 000	CUSTODIAL SUPPLIES-SCES				0.00	839.68	2,706.72	0.00	-2,706.72	0.00
141 E 72610 410 000 00013 000	CUSTODIAL SUPPLIES-SSES				0.00	872.86	4,910.87	0.00	-4,910.87	0.00
141 E 72610 410 000 00014 000	CUSTODIAL SUPPLIES-WVES				0.00	1,068.88	5,738.74	0.00	-5,738.74	0.00
141 E 72610 410 000 00015 000	CUSTODIAL SUPPLIES-DBHS				0.00	1,763.04	15,164.49	0.00	-15,164.49	0.00
141 E 72610 410 000 00016 000	CUSTODIAL SUPPLIES-DCHS				0.00	2,073.78	12,423.97	0.00	-12,423.97	0.00
141 E 72610 410 000 00025 000	CUSTODIAL SUPPLIES-RVES				0.00	0.00	9,598.22	0.00	-9,598.22	0.00
141 E 72610 415 000 00000 000	ELECTRICITY				1,929,705.00	8,274.29	90,063.48	0.00	1,839,641.52	4.67
141 E 72610 415 000 00002 000	ELECTRICITY-ASBURY				0.00	2,644.57	26,169.14	0.00	-26,169.14	0.00
141 E 72610 415 000 00003 000	ELECTRICITY-MIDWAY				0.00	2,219.68	20,099.83	0.00	-20,099.83	0.00
141 E 72610 415 000 00004 000	ELECTRICITY-BCES				0.00	15,859.84	158,288.89	0.00	-158,288.89	0.00
141 E 72610 415 000 00005 000	ELECTRICITY-BCMS				0.00	0.00	0.00	0.00	0.00	0.00
141 E 72610 415 000 00006 000	ELECTRICITY-GVES				0.00	14,987.05	138,483.47	0.00	-138,483.47	0.00
141 E 72610 415 000 00007 000	ELECTRICITY-FBES				0.00	4,589.16	46,546.61	0.00	-46,546.61	0.00
141 E 72610 415 000 00008 000	ELECTRICITY-GES				0.00	8,454.72	88,876.03	0.00	-88,876.03	0.00
141 E 72610 415 000 00009 000	ELECTRICITY-JES				0.00	10,334.37	110,207.96	0.00	-110,207.96	0.00
141 E 72610 415 000 00010 000	ELECTRICITY-JMS				0.00	1,212.98	24,822.88	0.00	-24,822.88	0.00
141 E 72610 415 000 00011 000	ELECTRICITY-LES				0.00	11,293.23	111,849.43	0.00	-111,849.43	0.00

Fnd T	Acct	Obj	Prj	Loc	Prg	Account Level Description	2025-26 Budget	April 2025-26 Monthly Activity	2025-26 FYTD Activity	Encumbered Amount	Unexpended Balance - YTD Act	2025-26 FYTD %
72610						OPERATION OF PLANT						
141 E	72610	415	000	00012	000	ELECTRICITY-SCES	0.00	5,749.97	61,056.26	0.00	-61,056.26	0.00
141 E	72610	415	000	00013	000	ELECTRICITY-SSES	0.00	7,561.00	82,273.90	0.00	-82,273.90	0.00
141 E	72610	415	000	00014	000	ELECTRICITY-WVES	0.00	10,235.43	101,467.15	0.00	-101,467.15	0.00
141 E	72610	415	000	00015	000	ELECTRICITY-DBHS	0.00	26,408.74	306,474.94	0.00	-306,474.94	0.00
141 E	72610	415	000	00016	000	ELECTRICITY-DCHS	0.00	28,081.05	248,197.20	0.00	-248,197.20	0.00
141 E	72610	415	000	00025	000	ELECTRICITY-RVES	0.00	16,614.03	128,390.78	0.00	-128,390.78	0.00
141 E	72610	434	000	00000	000	NATURAL GAS	129,400.00	1,536.91	19,638.97	0.00	109,761.03	15.18
141 E	72610	434	000	00002	000	NATURAL GAS-ASBURY	0.00	0.00	0.00	0.00	0.00	0.00
141 E	72610	434	000	00003	000	NATURAL GAS-MIDWAY	0.00	0.00	0.00	0.00	0.00	0.00
141 E	72610	434	000	00004	000	NATURAL GAS-BCES	0.00	1,086.43	16,281.66	0.00	-16,281.66	0.00
141 E	72610	434	000	00005	000	NATURAL GAS-BCMS	0.00	0.00	0.00	0.00	0.00	0.00
141 E	72610	434	000	00006	000	NATURAL GAS-GVES	0.00	0.00	0.00	0.00	0.00	0.00
141 E	72610	434	000	00007	000	NATURAL GAS-FBES	0.00	0.00	0.00	0.00	0.00	0.00
141 E	72610	434	000	00008	000	NATURAL GAS-GES	0.00	0.00	0.00	0.00	0.00	0.00
141 E	72610	434	000	00009	000	NATURAL GAS-JES	0.00	2,317.86	27,587.72	0.00	-27,587.72	0.00
141 E	72610	434	000	00010	000	NATURAL GAS-JMS	0.00	244.43	2,851.85	0.00	-2,851.85	0.00
141 E	72610	434	000	00011	000	NATURAL GAS-LES	0.00	1,227.56	20,738.41	0.00	-20,738.41	0.00
141 E	72610	434	000	00012	000	NATURAL GAS-SCES	0.00	0.00	0.00	0.00	0.00	0.00
141 E	72610	434	000	00013	000	NATURAL GAS-SSES	0.00	1,159.33	9,401.06	0.00	-9,401.06	0.00
141 E	72610	434	000	00014	000	NATURAL GAS-WVES	0.00	0.00	0.00	0.00	0.00	0.00
141 E	72610	434	000	00015	000	NATURAL GAS-DBHS	0.00	587.79	7,617.67	0.00	-7,617.67	0.00
141 E	72610	434	000	00016	000	NATURAL GAS-DCHS	0.00	3,841.94	40,945.84	0.00	-40,945.84	0.00
141 E	72610	434	000	00025	000	NATURAL GAS-RVES	0.00	0.00	0.00	0.00	0.00	0.00
141 E	72610	454	000	00000	000	WATER AND SEWER	266,832.00	176.38	11,039.98	0.00	255,792.02	4.14
141 E	72610	454	000	00002	000	WATER & SEWER-ASBURY	0.00	1,238.49	4,976.05	0.00	-4,976.05	0.00
141 E	72610	454	000	00003	000	WATER & SEWER-MIDWAY	0.00	53.13	273.08	0.00	-273.08	0.00
141 E	72610	454	000	00004	000	WATER & SEWER-BCES	0.00	5,684.39	39,410.30	0.00	-39,410.30	0.00
141 E	72610	454	000	00005	000	WATER & SEWER-BCMS	0.00	0.00	0.00	0.00	0.00	0.00
141 E	72610	454	000	00006	000	WATER & SEWER-GVES	0.00	1,575.18	15,094.84	0.00	-15,094.84	0.00
141 E	72610	454	000	00007	000	WATER & SEWER-FBES	0.00	298.87	3,147.13	0.00	-3,147.13	0.00
141 E	72610	454	000	00008	000	WATER & SEWER-GES	0.00	1,516.89	12,439.78	0.00	-12,439.78	0.00
141 E	72610	454	000	00009	000	WATER & SEWER-JES	0.00	778.02	10,313.94	0.00	-10,313.94	0.00
141 E	72610	454	000	00010	000	WATER & SEWER-JMS	0.00	50.13	1,355.14	0.00	-1,355.14	0.00
141 E	72610	454	000	00011	000	WATER & SEWER-LES	0.00	479.83	22,953.28	0.00	-22,953.28	0.00
141 E	72610	454	000	00012	000	WATER & SEWER-SCES	0.00	346.20	3,617.72	0.00	-3,617.72	0.00
141 E	72610	454	000	00013	000	WATER & SEWER-SSES	0.00	617.11	7,618.06	0.00	-7,618.06	0.00
141 E	72610	454	000	00014	000	WATER & SEWER-WVES	0.00	559.04	7,637.59	0.00	-7,637.59	0.00
141 E	72610	454	000	00015	000	WATER & SEWER-DBHS	0.00	2,792.96	35,712.17	0.00	-35,712.17	0.00

Fnd T Acct	Obj Prj Loc	Prg	Account Level Description	2025-26 Budget	April 2025-26 Monthly Activity	2025-26 FYTD Activity	Encumbered Amount	Unexpended Balance - YTD Act	2025-26 FYTD %
72610			OPERATION OF PLANT						
141 E 72610 454 000 00016 000			WATER & SEWER-DCHS	0.00	4,406.39	25,802.31	0.00	-25,802.31	0.00
141 E 72610 454 000 00025 000			WATER & SEWER-RVES	0.00	1,282.67	14,306.39	0.00	-14,306.39	0.00
141 E 72610 499 000 00000 000			OTHER SUPPLIES AND MATERIALS	96,289.00	0.00	92,521.10	0.00	3,767.90	96.09
141 E 72610 499 000 00000 020			TAEP -AGRICULTURAL GRANT	0.00	0.00	0.00	0.00	0.00	0.00
141 E 72610 501 000 00000 000			BOILER INSURANCE	21,000.00	0.00	14,881.00	0.00	6,119.00	70.86
141 E 72610 599 000 00000 000			OTHER CHARGES	39,900.00	-271.91	26,925.35	0.00	12,974.65	67.48
141 E 72610 599 000 00002 000			OTHER CHARGES ASBURY	0.00	505.80	3,802.77	0.00	-3,802.77	0.00
141 E 72610 599 000 00003 000			OTHER CHARGES MIDWAY	0.00	116.00	1,150.04	0.00	-1,150.04	0.00
141 E 72610 599 000 00004 000			OTHER CHARGES BCES	0.00	363.65	2,613.76	0.00	-2,613.76	0.00
141 E 72610 599 000 00005 000			OTHER CHARGES BCMS	0.00	0.00	0.00	0.00	0.00	0.00
141 E 72610 599 000 00006 000			OTHER CHARGES GVES	0.00	0.00	0.00	0.00	0.00	0.00
141 E 72610 599 000 00007 000			OTHER CHARGES FBES	0.00	0.00	0.00	0.00	0.00	0.00
141 E 72610 599 000 00008 000			OTHER CHARGES GES	0.00	0.00	0.00	0.00	0.00	0.00
141 E 72610 599 000 00009 000			OTHER CHARGES JES	0.00	1,284.20	5,444.23	0.00	-5,444.23	0.00
141 E 72610 599 000 00010 000			OTHER CHARGES JMS	0.00	0.00	0.00	0.00	0.00	0.00
141 E 72610 599 000 00011 000			OTHER CHARGES LES	0.00	0.00	0.00	0.00	0.00	0.00
141 E 72610 599 000 00012 000			OTHER CHARGES SCES	0.00	0.00	0.00	0.00	0.00	0.00
141 E 72610 599 000 00013 000			OTHER CHARGES SSES	0.00	0.00	437.88	0.00	-437.88	0.00
141 E 72610 599 000 00014 000			OTHER CHARGES WVES	0.00	163.25	1,132.22	0.00	-1,132.22	0.00
141 E 72610 599 000 00015 000			OTHER CHARGES DBHS	0.00	804.68	8,410.24	0.00	-8,410.24	0.00
141 E 72610 599 000 00016 000			OTHER CHARGES DCHS	0.00	0.00	0.00	0.00	0.00	0.00
141 E 72610 599 000 00025 000			OTHER CHARGES RVES	0.00	0.00	55.00	0.00	-55.00	0.00
141 E 72610 --- --- ----- ---				6,843,360.00	567,293.38	5,830,216.67	0.00	1,013,143.33	85.20
				=====	=====	=====	=====	=====	=====
72620			MAINTENANCE OF PLANT						
141 E 72620 105 000 00000 000			SUPERVISOR/DIRECTOR	294,769.00	22,412.80	246,540.80	0.00	48,228.20	83.64
141 E 72620 167 000 00000 000			MAINTENANCE PERSONNEL	1,008,735.00	75,977.80	797,297.75	0.00	211,437.25	79.04
141 E 72620 201 000 00000 000			SOCIAL SECURITY	80,817.00	5,789.55	62,316.70	0.00	18,500.30	77.11
141 E 72620 204 000 00000 000			STATE RETIREMENT	171,932.00	13,007.85	130,725.83	0.00	41,206.17	76.03
141 E 72620 206 000 00000 000			LIFE INSURANCE	300.00	28.10	224.80	0.00	75.20	74.93
141 E 72620 207 000 00000 000			MEDICAL INSURANCE	161,677.00	26,765.60	195,076.00	0.00	-33,399.00	120.66
141 E 72620 212 000 00000 000			EMPLOYER MEDICARE	18,901.00	1,354.01	14,574.02	0.00	4,326.98	77.11
141 E 72620 304 000 00000 000			ARCHITECTS	0.00	0.00	0.00	0.00	0.00	0.00
141 E 72620 307 000 00000 000			COMMUNICATION	2,700.00	107.39	1,104.66	0.00	1,595.34	40.91

Account Level		2025-26	April 2025-26	2025-26	Encumbered	Unexpended	2025-26
Fnd T Acct	Obj Prj Loc Prg Description	Budget	Monthly Activity	FYTD Activity	Amount	Balance - YTD Act	FYTD %
72710	STUDENT TRANSPORTATION						
141 E 72710 206 000 00000 000	LIFE INSURANCE	1,550.00	151.70	1,213.60	0.00	336.40	78.30
141 E 72710 207 000 00000 000	MEDICAL INSURANCE	548,362.00	54,190.60	407,728.40	0.00	140,633.60	74.35
141 E 72710 212 000 00000 000	EMPLOYER MEDICARE	28,817.00	2,658.92	22,462.14	0.00	6,354.86	77.95
141 E 72710 212 000 00000 002	MEDICARE -ISM	0.00	0.00	0.00	0.00	0.00	0.00
141 E 72710 212 000 00000 350	MEDICARE	0.00	0.00	0.00	0.00	0.00	0.00
141 E 72710 307 000 00000 000	COMMUNICATION	750.00	19.14	493.05	0.00	256.95	65.74
141 E 72710 330 000 00000 000	OPERATING LEASE PAYMENTS	73,400.00	2,981.09	67,551.12	0.00	5,848.88	92.03
141 E 72710 338 000 00000 000	MAINTENANCE & REPAIR	0.00	0.00	0.00	0.00	0.00	0.00
141 E 72710 399 000 00000 000	OTHER CONTRACTED SERVICES	5,000.00	2,147.50	6,569.87	0.00	-1,569.87	131.40
141 E 72710 412 000 00000 000	DIESEL FUEL	283,000.00	27,794.51	171,095.67	0.00	111,904.33	60.46
141 E 72710 412 000 00000 002	CTE ISM GRANT	0.00	0.00	0.00	0.00	0.00	0.00
141 E 72710 412 000 00000 350	DIESEL FUEL	0.00	0.00	0.00	0.00	0.00	0.00
141 E 72710 424 000 00000 000	GARAGE SUPPLIES	30,000.00	713.27	8,491.03	0.00	21,508.97	28.30
141 E 72710 425 000 00000 000	GASOLINE	171,867.00	16,361.33	126,982.30	0.00	44,884.70	73.88
141 E 72710 425 000 00000 002	CTE ISM GRANT	4,867.00	43.50	169.50	0.00	4,697.50	3.48
141 E 72710 442 000 00000 000	PROPANE GAS-VEHICLES	80,000.00	9,091.41	74,366.05	0.00	5,633.95	92.96
141 E 72710 450 000 00000 000	TIRES AND TUBES	60,000.00	16,339.40	40,521.11	0.00	19,478.89	67.54
141 E 72710 453 000 00000 000	VEHICLE PARTS	160,000.00	13,053.09	124,822.67	0.00	35,177.33	78.01
141 E 72710 499 000 00000 000	OTHER SUPPLIES AND MATERIALS	5,250.00	805.14	8,076.48	0.00	-2,826.48	153.84
141 E 72710 511 000 00000 000	VEHICLE AND EQUIPMENT INSURANC	250,000.00	0.00	134,452.00	0.00	115,548.00	53.78
141 E 72710 599 000 00000 000	OTHER CHARGES	18,900.00	1,290.82	27,702.89	0.00	-8,802.89	146.58
141 E 72710 729 000 00000 000	TRANSPORTATION EQUIPMENT	272,000.00	-61.55	218,213.38	0.00	53,786.62	80.23
141 E 72710 729 000 00000 002	CTE ISM GRANT	0.00	0.00	0.00	0.00	0.00	0.00
141 E 72710 729 100 00000 000	TRANS. EQUIPMENT-ELECTRIC BUS	0.00	0.00	0.00	0.00	0.00	0.00
141 E 72710 --- --- ----- ---		4,419,380.00	374,411.44	3,345,174.22	0.00	1,074,205.78	75.69
		=====	=====	=====	=====	=====	=====
72810	OTHER SUPPORT SERVICES						
141 E 72810 105 000 00000 000	FAMILY RESOURCE DIRECTOR	99,677.00	8,220.17	82,201.70	0.00	17,475.30	82.47
141 E 72810 162 000 00000 000	CLERICAL PERSONNEL	37,646.00	3,080.00	31,204.32	0.00	6,441.68	82.89
141 E 72810 189 000 00000 000	OTHER SALARIES & WAGES	0.00	0.00	0.00	0.00	0.00	0.00
141 E 72810 201 000 00000 000	SOCIAL SECURITY	8,514.00	700.61	7,031.16	0.00	1,482.84	82.58
141 E 72810 204 000 00000 000	STATE RETIREMENT	18,113.00	880.55	8,858.84	0.00	9,254.16	48.91
141 E 72810 206 000 00000 000	LIFE INSURANCE	100.00	7.60	60.80	0.00	39.20	60.80
141 E 72810 207 000 00000 000	MEDICAL INSURANCE	17,991.00	828.40	6,488.00	0.00	11,503.00	36.06

Fnd T	Acct	Obj	Prj	Loc	Prg	Account Level Description	2025-26 Budget	April 2025-26 Monthly Activity	2025-26 FYTD Activity	Encumbered Amount	Unexpended Balance - YTD Act	2025-26 FYTD %
72810 OTHER SUPPORT SERVICES												
141	E	72810	212	000	00000	000 EMPLOYER MEDICARE	1,991.00	163.85	1,644.37	0.00	346.63	82.59
141	E	72810	499	000	00000	000 OTHER SUPPLIES AND MATERIALS	5,000.00	0.00	499.92	0.00	4,500.08	10.00
141	E	72810	599	000	00000	000 OTHER CHARGES	332.00	488.10	1,435.37	0.00	-1,103.37	432.34
							<hr/>	<hr/>	<hr/>	<hr/>	<hr/>	<hr/>
141	E	72810	---	---	-----	---	189,364.00	14,369.28	139,424.48	0.00	49,939.52	73.63
							<hr/>	<hr/>	<hr/>	<hr/>	<hr/>	<hr/>
=====												
73100 FOOD SERVICE												
141	E	73100	105	000	00000	000 SUPERVISOR/DIRECTOR	0.00	0.00	0.00	0.00	0.00	0.00
141	E	73100	165	000	00000	000 CAFETERIA PERONNEL	0.00	0.00	0.00	0.00	0.00	0.00
141	E	73100	188	000	00000	000 BONUS	0.00	0.00	0.00	0.00	0.00	0.00
141	E	73100	189	000	00000	000 OTHER SALARIES & WAGES	0.00	0.00	0.00	0.00	0.00	0.00
141	E	73100	201	000	00000	000 SOCIAL SECURITY	0.00	0.00	0.00	0.00	0.00	0.00
141	E	73100	204	000	00000	000 STATE RETIREMENT	0.00	0.00	0.00	0.00	0.00	0.00
141	E	73100	206	000	00000	000 LIFE INSURANCE	0.00	0.00	0.00	0.00	0.00	0.00
141	E	73100	207	000	00000	000 MEDICAL INSURANCE	0.00	0.00	0.00	0.00	0.00	0.00
141	E	73100	212	000	00000	000 EMPLOYER MEDICARE	0.00	0.00	0.00	0.00	0.00	0.00
141	E	73100	299	000	00000	000 OTHER FRINGE BENEFITS	0.00	0.00	0.00	0.00	0.00	0.00
							<hr/>	<hr/>	<hr/>	<hr/>	<hr/>	<hr/>
141	E	73100	---	---	-----	---	0.00	0.00	0.00	0.00	0.00	0.00
							<hr/>	<hr/>	<hr/>	<hr/>	<hr/>	<hr/>
=====												
73300 COMMUNITY SERVICES												
141	E	73300	105	000	00000	000 SUPERVISOR/DIRECTOR	84,957.00	6,505.40	68,479.40	0.00	16,477.60	80.60
141	E	73300	116	000	00000	000 TEACHERS	28,545.00	2,970.00	20,229.00	0.00	8,316.00	70.87
141	E	73300	161	000	00000	000 SECRETARY(S)	0.00	0.00	0.00	0.00	0.00	0.00
141	E	73300	162	000	00000	000 SECRETARY	45,448.00	3,594.86	38,618.09	0.00	6,829.91	84.97
141	E	73300	163	000	00000	000 EDUCATIONAL ASSISTANTS	1,460.00	130.00	850.00	0.00	610.00	58.22
141	E	73300	169	000	00000	000 PART-TIME PERSONNEL	0.00	0.00	0.00	0.00	0.00	0.00
141	E	73300	189	000	00000	000 OTHER SALARIES & WAGES	454,784.00	33,359.16	352,132.05	0.00	102,651.95	77.43
141	E	73300	189	000	00100	000 BCES CHILDCARE ANNEX SALARIES	0.00	0.00	0.00	0.00	0.00	0.00
141	E	73300	201	000	00000	000 SOCIAL SECURITY	38,142.00	2,783.36	28,952.79	0.00	9,189.21	75.91
141	E	73300	201	000	00100	000	0.00	0.00	0.00	0.00	0.00	0.00
141	E	73300	204	000	00000	000 STATE RETIREMENT	79,026.00	3,195.49	30,694.67	0.00	48,331.33	38.84

Fnd T	Acct	Obj	Prj	Loc	Prg	Account Level Description	2025-26 Budget	April 2025-26 Monthly Activity	2025-26 FYTD Activity	Encumbered Amount	Unexpended Balance - YTD Act	2025-26 FYTD %
73901 COVID-19 EXP. NON-INSTRUCTION												
141	E	73901	499	000	00000	000 OTHER CHARGES AND MATERIALS	0.00	0.00	0.00	0.00	0.00	0.00
141	E	73901	---	---	-----	---	0.00	0.00	0.00	0.00	0.00	0.00
76100 REGULAR CAPITAL OUTLAY												
141	E	76100	304	000	00000	000 ARCHITECTS	0.00	0.00	0.00	0.00	0.00	0.00
141	E	76100	304	001	00000	000 ARCHITECTS / BCE-JE GYM FLOORS	0.00	0.00	0.00	0.00	0.00	0.00
141	E	76100	308	000	00000	000 CONSULTANTS	0.00	0.00	0.00	0.00	0.00	0.00
141	E	76100	399	000	00000	002 CTE ISM GRANT	0.00	0.00	0.00	0.00	0.00	0.00
141	E	76100	706	000	00000	002 BULD CONST CTE ISM	573,001.00	0.00	0.00	0.00	573,001.00	0.00
141	E	76100	707	000	00000	000 BUILDING IMPROVEMENTS	100,000.00	0.00	92,193.48	0.00	7,806.52	92.19
141	E	76100	707	000	00000	002 CTE ISM GRANT	126,843.00	17,889.41	22,894.44	0.00	103,948.56	18.05
141	E	76100	715	000	00000	000 LAND	0.00	0.00	0.00	0.00	0.00	0.00
141	E	76100	724	000	00000	000 SITE DEVELOPMENT	0.00	0.00	0.00	0.00	0.00	0.00
141	E	76100	790	000	00000	000 OTHER EQUIPMENT	0.00	0.00	0.00	0.00	0.00	0.00
141	E	76100	799	000	00000	000 OTHER CAPITAL OUTLAY	0.00	0.00	0.00	0.00	0.00	0.00
141	E	76100	---	---	-----	---	799,844.00	17,889.41	115,087.92	0.00	684,756.08	14.39
99100 TRANSFERS												
141	E	99100	316	000	00000	000 CONTRIBUTIONS TO DS	0.00	0.00	0.00	0.00	0.00	0.00
141	E	99100	590	000	00000	000 TRANSFERS TO OTHER FUNDS	350,000.00	31,465.20	313,875.20	0.00	36,124.80	89.68
141	E	99100	---	---	-----	---	350,000.00	31,465.20	313,875.20	0.00	36,124.80	89.68
141	-	-----	---	---	-----	---	103,092,364.15	8,319,442.32	74,087,708.89	0.00	29,004,655.26	71.87

Number of Accounts: 839

Acct	Obj	Prj	Loc	Prg	Description	Amount
A Asset						
11140	000	000	00000	000	CASH WITH TRUSTEE D.	72,412.22CR
11140	000	000	99141	141	CASH WITH TRUSTEE	29,965,799.51
11140	000	000	99142	142		0.00
11140	000	001	99141	141		0.00
11140	000	003	99141	141		0.00
11140	000	100	99141	141		0.00
11140	000	995	99141	141		1,034.77CR
11300	000	000	00000	000	INVESTMENTS	0.00
11410	000	000	00000	000	ACCOUNTS RECEIVABLE	0.00
11420	000	000	00000	000	Allowance for Doubtful Accts.	0.00
11430	000	000	00000	000	DUE FROM OTHER GOVERNMENTS	3,727,341.36
11430	000	160	00000	000	DUE FROM OTHER GOVERNMENTS	0.00
11440	000	000	00000	000	DUE FROM OTHER FUNDS	164,192.04
11500	000	000	00000	000	PROPERTY TAX RECEIVABLE	14,737,383.00
11510	000	000	00000	000	ALLOWANCE FOR UNCOLL. PROPERTY	277,394.00CR
11600	000	000	00000	000	PRE-PAID ITEMS	0.00
11820	000	000	10000	602	CASH SHORTAGE	0.00
11890	000	000	00000	000	OTHER CURRENT ASSETS	0.00
-----						48,243,874.92
						=====

L Liability						
21100	000	000	00000	000	ACCOUNTS PAYABLE	696,413.08CR
21100	000	001	00000	000		0.00
21100	000	100	00000	000		0.00
21100	000	995	00000	000		0.00
21200	000	000	00000	000	ACCRUED PAYROLL	0.00
21300	000	000	00000	000	PAYROLL ADJUSTMENTS	0.00
21310	000	000	00000	000	INCOME TAX WITHHELD AND UNPAID	0.00
21310	000	003	00000	000		0.00
21310	000	995	00000	000		0.00
21320	000	000	00000	000	SOCIAL SECURITY TAX	141.70
21320	000	003	00000	000		0.00
21320	000	995	00000	000		0.00
21325	000	000	00000	000	EMPLOYEE MEDICARE DEDUCTION	63.69
21325	000	003	00000	000		0.00
21325	000	995	00000	000		30.46CR
21330	000	000	00000	000	RETIREMENT CONTRIBUTIONS	803,872.00CR
21330	000	003	00000	000		0.00
21330	000	995	00000	000		0.00
21331	000	000	00000	000	HYBRID EMPLOYER CONTRIBUTION	0.00
21339	000	000	00000	000	STATE DENTAL PLAN	20,508.34CR
21340	000	000	00000	000	MEDICAL INSURANCE CONTRIBUTION	1,535,183.77CR
21341	000	000	00000	000	COLONIAL LIFE INS PAYABLE	0.00
21342	000	000	00000	000	HARTFORD ROTH	0.00
21342	201	000	00000	000	SOCIAL SECURITY	0.00
21342	204	000	00000	000	STATE RETIREMENT	0.00
21342	207	000	00000	000	MEDICAL INSURANCE	0.00
21342	212	000	00000	000	MEDICARE	0.00
21343	000	000	00000	000	AMERICAN FAMILY LIFE PAYABLE	90,220.20CR
21344	000	000	00000	000	HORACE MANN LIFE INS PAYABLE	0.00
21345	000	000	00000	000	CITIZENS SECURITY DENTAL	0.00

Acct	Obj	Prj	Loc	Prg	Account Level Description	Amount
L Liability						
21346	000	000	00000	000	WASHINGTON NATIONAL INS CO	0.00
21347	000	000	00000	000	LIBERTY NATIONAL INS PAYABLE	0.00
21348	000	000	00000	000	MEDICAL INSURANCE PAYABLE	18,076.53
21349	000	000	00000	000	UNITED WAY	0.00
21350	000	000	00000	000	NTA LIFE BUSINESS SERVICES	0.00
21351	000	000	00000	000	HORACE MANN ANNUITY PAYABLE	50.00
21352	000	000	00000	000	TRANSAMERICA	0.00
21353	000	000	00000	000	DAVIS VISION	30,964.68CR
21354	000	000	00000	000	ONE AMERICA	90.48
21355	000	000	00000	000	EDUCATIONAL PLANNING GROUP	0.00
21356	000	000	00000	000	TRUSTMARK	68.71
21357	000	000	00000	000	MODERN WOODMEN INS PAYABLE	0.00
21358	000	000	00000	000	HYBRID-TAXED CONTRIBUTION	6,640.63
21359	000	000	00000	000	HYBRID PRETAXED CONTRIBUTION	27,300.75
21360	000	000	00000	000	GARNISHMENTS AND LEVIES	23,059.67
21361	000	000	00000	000	CENTRAL STATES HEALTH & LIFE C	0.00
21362	000	000	00000	000	USABLE LIFE	0.00
21362	201	000	00000	000	SOCIAL SECURITY	0.00
21362	204	000	00000	000	STATE RETIREMENT	0.00
21362	207	000	00000	000	MEDICAL INSURANCE	0.00
21362	212	000	00000	000	MEDICARE	0.00
21363	000	000	00000	000	MISCELLANEOUS DEDUCTIONS	0.00
21364	000	000	00000	000	LEGAL SHIELD	0.00
21365	000	000	00000	000	WAGWORKS	365.00
21365	000	440	00000	000	WAGWORKS	0.00
21366	000	000	00000	000	VALU TEACHERS	0.00
21367	000	000	00000	000	LIFE INSURANCE OF ALABAMA	0.00
21370	000	000	00000	000	AIG RETIREMENT (VALIC)	0.00
21380	000	000	00000	000	CREDIT UNION DEDUCTIONS	0.00
21390	000	000	00000	000	NEA TEA WCEA DUES	0.00
21392	000	000	00000	000	OTHER P/R DED.-MED PUT PLUS	0.00
21500	000	000	00000	000	DUE TO OTHER FUNDS	0.00
21510	000	000	00000	000	DUE TO PRIMARY GOVERNMENT	0.00
21600	000	000	00000	000	DUE TO GENERAL GOVERNMENT	0.00
21900	000	000	00000	000	DUE TO PTO	0.00
21900	000	003	00000	000		0.00
21900	000	995	00000	000		0.00
29940	000	000	00000	000	DEFERRED CURRENT PROP. TAXES	14,107,442.00CR
29945	000	000	00000	000	DEF. DELINQUENT PROPERTY TAXES	331,549.00CR
-----						17,540,326.37CR
						=====

Q					Equity	
34110	000	000	00000	000	PURCHASE ORDERS PAYABLE	0.00
34111	000	000	00000	000	RESERVE FOR ENCUMBRANCE	0.00
34120	000	000	00000	000	ENCUMBRANCE PRIOR YEAR	0.00
34240	000	000	00000	000	PRE-PAID ITEMS	0.00
34555	000	000	00000	000	RESTRICTED FOR EDUCATION	51,619.00CR
34560	000	000	00000	000	RESTRICTED FOR EDUCATION - CL	1,284.70CR
34587	000	000	00000	000	RESTRCT FOR HYBRID RETIR SRT	922,238.00CR
34755	000	000	00000	000	ASSIGNED FOR EDUCATION - NISWO	0.00
34760	000	000	00000	000	ASSIGNED FOR INSTRUCTION - RET	0.00

Account Level						Amount
Acct	Obj	Prj	Loc	Prg	Description	
Q					Equity	
34765	000	000	00000	000	ASSIGNED FOR SUPPORT SERVICES	6,069,342.00CR
34770	000	000	00000	000	ASSIGNED FOR OPERATION NON-INS	0.00
34775	000	000	00000	000	ASSIGNED FOR CAPITAL OUTLAY	0.00
34780	000	000	00000	000	ASSIGNED FOR EDUCATION - CASH	3,015,000.00CR
39000	000	000	00000	000	REV EXP SUMMARY FLOW THROUGH	20,645,130.08CR
39000	000	001	00000	000		0.00
39000	000	003	00000	000		0.00
39000	000	100	00000	000		0.00
39000	000	995	00000	000		1,065.23
39999	000	000	00000	000	UNDESIGNATED FUND BALANCE	0.00
-----						30,703,548.55CR
						=====

Grand Asset Totals	48,243,874.92
Grand Liability Totals	17,540,326.37CR
Grand Equity Totals	30,703,548.55CR
Grand Totals	0.00

Number of Accounts: 106

***** End of report *****

CHECK CHECK							
FND	ACCT	OBJ	PRJ	NUMBER	DATE	VENDOR	AMOUNT
142	72210	524	100	142236523	04/02/2026	BANK CARD	301.00
142	71200	429	912	142236524	04/02/2026	BARNES & NOBLE INC	2,345.06
142	71200	429	900	142236525	04/02/2026	LESSON PIX INC	765.00
142	72220	524	900	142236526	04/02/2026	SAM'S CLUB DIRECT	200.48
142	71300	499	800	142236527	04/02/2026	UT EXTENSION	2,250.00
142	72130	499	100	142236633	04/09/2026	AMAZON CAPITAL SERVI	766.70
142	72130	499	100	142236633	04/09/2026	AMAZON CAPITAL SERVI	112.08
142	72130	499	100	142236633	04/09/2026	AMAZON CAPITAL SERVI	1,332.53
142	72130	499	100	142236633	04/09/2026	AMAZON CAPITAL SERVI	267.67
142	72130	499	100	142236633	04/09/2026	AMAZON CAPITAL SERVI	70.76
142	72130	499	100	142236633	04/09/2026	AMAZON CAPITAL SERVI	-35.38
142	72130	499	100	142236633	04/09/2026	AMAZON CAPITAL SERVI	-35.38
142	72130	499	100	142236633	04/09/2026	AMAZON CAPITAL SERVI	734.72
142	72130	499	100	142236633	04/09/2026	AMAZON CAPITAL SERVI	184.87
142	72130	499	100	142236633	04/09/2026	AMAZON CAPITAL SERVI	32.97
142	72130	499	100	142236633	04/09/2026	AMAZON CAPITAL SERVI	148.30
142	72130	499	100	142236633	04/09/2026	AMAZON CAPITAL SERVI	-150.93
142	72130	499	100	142236633	04/09/2026	AMAZON CAPITAL SERVI	1,406.03
142	72130	499	100	142236634	04/09/2026	BARNES & NOBLE INC	319.50
142	72210	355	010	142236636	04/09/2026	LADY BROYLES, LISA	52.93
142	72210	499	010	142236637	04/09/2026	ODP BUSINESS Solutio	125.24
142	72210	499	010	142236637	04/09/2026	ODP BUSINESS Solutio	162.72
142	72210	499	010	142236637	04/09/2026	ODP BUSINESS Solutio	327.29
142	71100	399	951	142236638	04/09/2026	TNTP	36,400.00
142	72210	355	010	142236639	04/09/2026	WHITAKER, JERRY	52.93
142	71100	429	100	142236650	04/14/2026	AMAZON CAPITAL SERVI	4,053.74
142	72130	499	100	142236650	04/14/2026	AMAZON CAPITAL SERVI	46.97
142	72130	499	100	142236650	04/14/2026	AMAZON CAPITAL SERVI	1,652.21
142	72130	499	100	142236650	04/14/2026	AMAZON CAPITAL SERVI	11.87
142	72210	524	160	142236651	04/14/2026	BANKCARD	285.29
142	72210	524	160	142236651	04/14/2026	BANKCARD	285.29
142	71100	429	100	142236652	04/14/2026	BENCHMARK EDUCATION	858.00
142	72130	524	800	142236653	04/14/2026	CLARK, KARA	41.61
142	71100	429	100	142236654	04/14/2026	GAMMON APPLICATIONS	825.00
142	72220	524	900	142236655	04/14/2026	SAM'S CLUB DIRECT	200.48
142	72130	524	800	142236657	04/14/2026	WOLFE, CHERI	41.61
142	71200	429	896	142236665	04/15/2026	BOONES CREEK ELEMENT	1,125.00
142	71300	499	800	142236666	04/15/2026	D & S DIVERSIFIED TE	1,120.00
142	71300	499	800	142236667	04/15/2026	NCCER	2.25
142	71300	499	800	142236667	04/15/2026	NCCER	20.00
142	71200	499	900	142236767	04/24/2026	AMAZON CAPITAL SERVI	775.63
142	71200	499	900	142236767	04/24/2026	AMAZON CAPITAL SERVI	31.71
142	72220	499	900	142236767	04/24/2026	AMAZON CAPITAL SERVI	26.99
142	72220	499	900	142236767	04/24/2026	AMAZON CAPITAL SERVI	303.99
142	71200	312	900	142236770	04/24/2026	GRACE REHABILITATION	17,445.00
142	72220	499	900	142236771	04/24/2026	ODP BUSINESS Solutio	2,776.17
142	72220	499	900	142236771	04/24/2026	ODP BUSINESS Solutio	1,295.09
142	71200	312	900	142236772	04/24/2026	SIDEKICK THERAPY PAR	345.80
142	72210	524	100	142236773	04/24/2026	WASHINGTON CO DEPT O	4,937.14
142	71300	499	800	142236841	04/30/2026	D & S DIVERSIFIED TE	80.00
142	71300	499	800	142236841	04/30/2026	D & S DIVERSIFIED TE	2,100.00
142	71300	189	800	142236844	04/30/2026	WASHINGTON CO DEPT O	5,329.20
142	71300	201	800	142236844	04/30/2026	WASHINGTON CO DEPT O	330.42
142	71300	204	800	142236844	04/30/2026	WASHINGTON CO DEPT O	338.94
142	71300	207	800	142236844	04/30/2026	WASHINGTON CO DEPT O	164.40
142	71300	212	800	142236844	04/30/2026	WASHINGTON CO DEPT O	77.26

36,400.00 ELA CURRICULUM ; LITERACY GRANT
4,053.74 CLASSROOM MATERIALS ; JES TITLE I

17,445.00 SPED OT/PT
2,776.17 SPED MATERIALS ; DISTRICT OFFICE

4,937.14 REIMBURSE CONFERENCE EXPENSES ; West View

5,329.20 REIMBURSE SALARY

<u>FND</u>	<u>ACCT</u>	<u>OBJ</u>	<u>PRJ</u>	<u>CHECK</u>	<u>CHECK</u>	<u>VENDOR</u>	<u>AMOUNT</u>
				<u>NUMBER</u>	<u>DATE</u>		
						Totals for checks	95,064.15

FUND SUMMARY

<u>FUND</u>	<u>DESCRIPTION</u>	<u>BALANCE SHEET</u>	<u>REVENUE</u>	<u>EXPENSE</u>	<u>TOTAL</u>
142	SCHOOL FEDERAL PROJECTS	0.00	0.00	95,064.15	95,064.15
***	Fund Summary Totals ***	0.00	0.00	95,064.15	95,064.15

***** End of report *****

Fnd T Acct	Obj Prj Loc	Prg	Account Level Description	2025-26 Budget	April 2025-26 Monthly Activity	2025-26 FYTD Activity	Encumbered Amount	Unexpended Balance - YTD Act	2025-26 FYTD %
010	CONSOLIDATED ADMINISTRATION								
142 E 72210 105 010 00001 000	SUPERVISOR/DIRECTOR			55,100.00	0.00	0.00	0.00	55,100.00	0.00
142 E 72210 162 010 00001 000	CLERICAL PERSONNEL			62,748.00	4,648.00	51,128.00	0.00	11,620.00	81.48
142 E 72210 189 010 00000 000	OTHER SALARIES & WAGES			47,397.24	0.00	0.00	0.00	47,397.24	0.00
142 E 72210 201 010 00000 000				7,306.58	0.00	0.00	0.00	7,306.58	0.00
142 E 72210 201 010 00001 000	SOCIAL SECURITY			0.00	288.18	3,169.97	0.00	-3,169.97	0.00
142 E 72210 204 010 00000 000				11,455.73	0.00	0.00	0.00	11,455.73	0.00
142 E 72210 204 010 00001 000	STATE RETIREMENT			0.00	613.08	6,743.87	0.00	-6,743.87	0.00
142 E 72210 207 010 00000 000				9,468.00	0.00	0.00	0.00	9,468.00	0.00
142 E 72210 212 010 00000 000				2,524.45	0.00	0.00	0.00	2,524.45	0.00
142 E 72210 212 010 00001 000	EMPLOYER MEDICARE			0.00	67.40	741.40	0.00	-741.40	0.00
142 E 72210 355 010 00000 000	TRAVEL			10,000.00	105.86	765.96	0.00	9,234.04	7.66
142 E 72210 499 010 00000 000	OTHER SUPPLIES AND MATERIALS			10,000.00	615.25	2,651.78	0.00	7,348.22	26.52
142 E 72210 524 010 00000 000	IN SERVICE / STAFF DEVELOPMENT			10,200.00	0.00	6,302.24	0.00	3,897.76	61.79
142 E 99100 504 010 00008 000	INDIRECT COST			2,000.00	0.00	0.00	0.00	2,000.00	0.00
010				228,200.00	6,337.77	71,503.22	0.00	156,696.78	31.33

Fnd T	Acct	Obj	Prj	Loc	Prg	Account Level Description	2025-26 Budget	April 2025-26 Monthly Activity	2025-26 FYTD Activity	Encumbered Amount	Unexpended Balance - YTD Act	2025-26 FYTD %
100						TITLE I						
142	E	71100	116	100	00000	000 TEACHERS	905,773.00	75,481.14	603,849.12	0.00	301,923.88	66.67
142	E	71100	163	100	00000	000 EDUCATIONAL ASSISTANTS	178,627.85	11,556.40	65,586.90	0.00	113,040.95	36.72
142	E	71100	201	100	00000	000 SOCIAL SECURITY	67,232.85	4,952.42	38,215.75	0.00	29,017.10	56.84
142	E	71100	204	100	00000	000 STATE RETIREMENT	79,613.23	5,271.26	41,050.18	0.00	38,563.05	51.56
142	E	71100	207	100	00000	000 MEDICAL INSURANCE	286,188.00	26,794.00	180,598.80	0.00	105,589.20	63.10
142	E	71100	212	100	00000	000 EMPLOYER MEDICARE	15,723.81	1,158.25	8,937.62	0.00	6,786.19	56.84
142	E	71100	429	100	00000	000 INSTRUCTIONAL SUPPLIES & MATER	33,159.40	5,736.74	16,764.31	0.00	16,395.09	50.56
142	E	72130	189	100	00000	000 OTHER SALARIES & WAGES	9,000.00	0.00	4,455.00	0.00	4,545.00	49.50
142	E	72130	201	100	00000	000 SOCIAL SECURITY	558.00	0.00	257.25	0.00	300.75	46.10
142	E	72130	204	100	00000	000 STATE RETIREMENT	810.00	0.00	273.03	0.00	536.97	33.71
142	E	72130	212	100	00000	000 EMPLOYER MEDICARE	130.50	0.00	60.18	0.00	70.32	46.11
142	E	72130	499	100	00000	000 OTHER SUPPLIES AND MATERIALS	18,000.00	6,865.49	12,057.15	0.00	5,942.85	66.98
142	E	72130	599	100	00000	000 OTHER CHARGES	5,000.00	0.00	0.00	0.00	5,000.00	0.00
142	E	72210	189	100	00000	000 OTHER SALARIES & WAGES	29,700.00	3,597.00	17,853.00	0.00	11,847.00	60.11
142	E	72210	201	100	00000	000 SOCIAL SECURITY	1,023.00	91.01	385.40	0.00	637.60	37.67
142	E	72210	204	100	00000	000 STATE RETIREMENT	1,188.00	97.41	385.85	0.00	802.15	32.48
142	E	72210	212	100	00000	000 EMPLOYER MEDICARE	727.65	51.91	257.57	0.00	470.08	35.40
142	E	72210	524	100	00000	000 IN SERVICE / STAFF DEVELOPMENT	50,000.00	5,238.14	13,770.19	0.00	36,229.81	27.54
142	E	72210	599	100	00000	000 OTHER CHARGES	154,293.25	0.00	0.00	0.00	154,293.25	0.00
142	E	99100	504	100	00008	000 INDIRECT COST	10,000.00	0.00	0.00	0.00	10,000.00	0.00
						100	1,846,748.54	146,891.17	1,004,757.30	0.00	841,991.24	54.41

Account Level						2025-26	April 2025-26	2025-26	Encumbered	Unexpended	2025-26
Fnd T Acct	Obj Prj Loc	Prg	Description	Budget	Monthly Activity	FYTD Activity	Amount	Balance - YTD Act	FYTD %		
160 TITLE I-D											
142 E 71100 399 160 00000 000	OTHER CONTRACTED SERVICE			7,650.00	0.00	0.00	0.00	7,650.00	0.00		
142 E 71100 429 160 00000 000	INSTRUCTIONAL SUPPLIES & MATER			20,378.02	0.00	10,529.98	0.00	9,848.04	51.67		
142 E 71100 499 160 00000 000	OTHER SUPPLIES AND MATERIALS			18,121.40	0.00	17,966.38	0.00	155.02	99.14		
142 E 71100 599 160 00000 000	OTHER CHARGES			8,000.00	0.00	0.00	0.00	8,000.00	0.00		
142 E 72210 524 160 00000 000	IN-SERVICE / STAFF DEVELOPMENT			9,000.00	570.58	2,269.68	0.00	6,730.32	25.22		
142 E 99100 504 160 00000 000	INDIRECT COST			500.00	0.00	0.00	0.00	500.00	0.00		
160				63,649.42	570.58	30,766.04	0.00	32,883.38	48.34		

Fnd T	Acct	Obj	Prj	Loc	Prg	Account Level Description	2025-26 Budget	April 2025-26 Monthly Activity	2025-26 FYTD Activity	Encumbered Amount	Unexpended Balance - YTD Act	2025-26 FYTD %
200						TITLE II - A						
142	E	72210	138	200	00000	000 INSTR COMPUTER PERSONNEL	73,556.00	0.00	24,518.68	0.00	49,037.32	33.33
142	E	72210	138	200	00010	000 INSTR COMPUTER PERSONNEL	0.00	0.00	6,129.67	0.00	-6,129.67	0.00
142	E	72210	189	200	00000	000 OTHER SALARIES & WAGES	115,776.83	6,066.50	48,532.00	0.00	67,244.83	41.92
142	E	72210	201	200	00000	000 SOCIAL SECURITY	9,073.95	364.16	4,308.45	0.00	4,765.50	47.48
142	E	72210	201	200	00010	000	0.00	0.00	348.65	0.00	-348.65	0.00
142	E	72210	204	200	00000	000 STATE RETIREMENT	8,444.62	350.04	4,215.04	0.00	4,229.58	49.91
142	E	72210	204	200	00010	000	0.00	0.00	353.68	0.00	-353.68	0.00
142	E	72210	207	200	00000	000 MEDICAL INSURANCE	26,220.00	728.40	12,988.80	0.00	13,231.20	49.54
142	E	72210	207	200	00010	000	0.00	0.00	1,802.40	0.00	-1,802.40	0.00
142	E	72210	212	200	00000	000 EMPLOYER MEDICARE	2,745.33	85.17	1,007.64	0.00	1,737.69	36.70
142	E	72210	212	200	00010	000	0.00	0.00	81.54	0.00	-81.54	0.00
142	E	72210	524	200	00000	000 IN SERVICE / STAFF DEVELOPMENT	157,382.03	0.00	26,167.80	0.00	131,214.23	16.63
142	E	99100	504	200	00008	000 INDIRECT COST	5,000.00	0.00	0.00	0.00	5,000.00	0.00
						200	398,198.76	7,594.27	130,454.35	0.00	267,744.41	32.76

Account Level						2025-26	April 2025-26	2025-26	Encumbered	Unexpended	2025-26
Fnd T Acct	Obj	Prj	Loc	Prg	Description	Budget	Monthly Activity	FYTD Activity	Amount	Balance - YTD Act	FYTD %
300 TITLE III											
142 E	71100	429	300	00000	000 INSTRUCTIONAL SUPPLIES & MATER	5,928.64	0.00	0.00	0.00	5,928.64	0.00
142 E	72130	499	300	00000	000 OTHER SUPPLIES AND MATERIALS	3,000.00	0.00	0.00	0.00	3,000.00	0.00
142 E	72210	524	300	00000	000 IN SERVICE / STAFF DEVELOPMENT	4,000.00	0.00	0.00	0.00	4,000.00	0.00
300						12,928.64	0.00	0.00	0.00	12,928.64	0.00

Fnd T Acct	Obj Prj Loc	Prg	Account Level Description	2025-26 Budget	April 2025-26 Monthly Activity	2025-26 FYTD Activity	Encumbered Amount	Unexpended Balance - YTD Act	2025-26 FYTD %
440			TITLE IV						
142 E 71150 116 440 00000 000			TEACHERS	47,410.44	0.00	0.00	0.00	47,410.44	0.00
142 E 71150 212 440 00000 000			MEDICARE	687.44	0.00	0.00	0.00	687.44	0.00
142 E 72130 123 440 00000 000			GUIDANCE PERSONNEL	59,388.20	4,813.34	38,506.72	0.00	20,881.48	64.84
142 E 72130 201 440 00000 000			SOCIAL SECURITY	3,682.06	272.03	2,180.44	0.00	1,501.62	59.22
142 E 72130 204 440 00000 000			STATE RETIREMENT	5,344.94	433.20	3,465.60	0.00	1,879.34	64.84
142 E 72130 207 440 00000 000			MEDICAL INSURANCE	16,380.00	1,638.00	12,792.00	0.00	3,588.00	78.10
142 E 72130 212 440 00000 000			EMPLOYER MEDICARE	861.14	63.62	509.92	0.00	351.22	59.21
142 E 72130 524 440 00000 000			IN SERVICE / STAFF DEVELOPMENT	2,400.00	0.00	2,337.60	0.00	62.40	97.40
142 E 72250 524 440 00000 000			IN-SERVICE / STAFF DEVELOPMENT	5,478.75	0.00	2,304.60	0.00	3,174.15	42.06
142 E 99100 504 440 00000 000			INDIRECT COST	1,000.00	0.00	0.00	0.00	1,000.00	0.00
	440			142,632.97	7,220.19	62,096.88	0.00	80,536.09	43.54

Fnd T Acct		Obj	Prj	Loc	Prg	Account Level Description	2025-26 Budget	April 2025-26 Monthly Activity	2025-26 FYTD Activity	Encumbered Amount	Unexpended Balance - YTD Act	2025-26 FYTD %
800							CARL PERKINS					
142	E	71300	189	800	00021	000 OTHER SALARIES & WAGES	5,329.20	5,329.20	5,329.20	0.00	0.00	100.00
142	E	71300	201	800	00021	000 SOCIAL SECURITY	330.41	330.42	330.42	0.00	-0.01	100.00
142	E	71300	204	800	00021	000 STATE RETIREMENT	338.94	338.94	338.94	0.00	0.00	100.00
142	E	71300	207	800	00021	000 MEDICAL INSURANCE	164.40	164.40	164.40	0.00	0.00	100.00
142	E	71300	212	800	00021	000 EMPLOYER MEDICARE	77.27	77.26	77.26	0.00	0.01	99.99
142	E	71300	471	800	00000	000 SOFTWARE	62,000.00	0.00	65,822.83	0.00	-3,822.83	106.17
142	E	71300	499	800	00000	000 OTHER SUPPLIES AND MATERIALS	32,518.14	5,572.25	37,559.50	0.00	-5,041.36	115.50
142	E	71300	730	800	00000	000 VOCATIONAL INSTRUCTION EQUIPME	13,000.00	0.00	8,852.64	0.00	4,147.36	68.10
142	E	72130	524	800	00000	000 IN SERVICE / STAFF DEVELOPMENT	18,300.21	83.22	12,997.82	0.00	5,302.39	71.03
142	E	72130	599	800	00000	000 OTHER CHARGES	11,000.00	0.00	11,592.00	0.00	-592.00	105.38
800							143,058.57	11,895.69	143,065.01	0.00	-6.44	100.00

Account Level		2025-26	April 2025-26	2025-26	Encumbered	Unexpended	2025-26
Fnd T Acct	Obj Prj Loc Prg Description	Budget	Monthly Activity	FYTD Activity	Amount	Balance - YTD Act	FYTD %
801	CARL PERKINS RESERVE GRANT						
142 E 71300 189 801 00000 000	OTHER SALARIES AND WAGES	1,320.00	0.00	0.00	0.00	1,320.00	0.00
142 E 71300 429 801 00000 000	INSTRUCTIONAL SUPPLIES & MATRI	16,900.00	0.00	0.00	0.00	16,900.00	0.00
142 E 71300 499 801 00000 000	OTHER SUPPLIES AND MATERIALS	24,180.00	0.00	0.00	0.00	24,180.00	0.00
142 E 71300 730 801 00000 000	VOCATIONAL INSTRUCTION EQUIP	7,600.00	0.00	0.00	0.00	7,600.00	0.00
	801	50,000.00	0.00	0.00	0.00	50,000.00	0.00

Fnd T Acct		Obj	Prj	Loc	Prg	Account Level Description	2025-26 Budget	April 2025-26 Monthly Activity	2025-26 FYTD Activity	Encumbered Amount	Unexpended Balance - YTD Act	2025-26 FYTD %	
896		IDEA PART SYSTEMIC CHANGE K-12											
142	E	71200	116	896	00000	000	TEACHERS	77,600.00	12,795.80	40,520.80	0.00	37,079.20	52.22
142	E	71200	195	896	00000	000	CERTIFIED SUBSTITUTE TEACHERS	1.00	0.00	0.00	0.00	1.00	0.00
142	E	71200	201	896	00000	000	SOCIAL SECURITY	4,815.00	778.84	2,483.29	0.00	2,331.71	51.57
142	E	71200	204	896	00000	000		7,760.00	830.90	2,762.04	0.00	4,997.96	35.59
142	E	71200	212	896	00000	000	MEDICARE	1,125.50	182.16	580.86	0.00	544.64	51.61
142	E	71200	299	896	00000	000	OTHER FRINGE BENEFITS	315.00	0.00	0.00	0.00	315.00	0.00
142	E	71200	429	896	00000	000	SUPPLIES & MATERIALS	2,500.00	1,125.00	1,125.00	0.00	1,375.00	45.00
142	E	72220	524	896	00000	000	IN-SERVICE / STAFF DEVELOPMENT	5,883.50	0.00	17,329.38	0.00	-11,445.88	294.54
							896	100,000.00	15,712.70	64,801.37	0.00	35,198.63	64.80

Fnd T Acct		Obj	Prj	Loc	Prg	Account Level Description	2025-26 Budget	April 2025-26 Monthly Activity	2025-26 FYTD Activity	Encumbered Amount	Unexpended Balance - YTD Act	2025-26 FYTD %
898		IDEA PART SYSTEMIC CHANGE PRES										
142	E	71200	116	898	00000	000	TEACHERS	5,000.00	0.00	2,904.00	0.00	58.08
142	E	71200	201	898	00000	000	SOCIAL SECURITY	310.00	0.00	180.07	0.00	58.09
142	E	71200	204	898	00000	000	STATE RETIREMENT	625.00	0.00	259.52	0.00	41.52
142	E	71200	212	898	00000	000	MEDICARE	75.00	0.00	42.14	0.00	56.19
142	E	71200	429	898	00000	000	INSTRUCTIONAL SUPPLIES & MAT.	5,000.00	0.00	2,979.93	0.00	59.60
142	E	72220	524	898	00000	000	IN-SERVICE / STAFF DEVELOPMENT	5,000.00	0.00	0.00	0.00	0.00
							898	16,010.00	0.00	6,365.66	0.00	39.76

Fnd T Acct	Obj Prj Loc	Prg	Account Level Description	2025-26 Budget	April 2025-26 Monthly Activity	2025-26 FYTD Activity	Encumbered Amount	Unexpended Balance - YTD Act	2025-26 FYTD %
900			IDEA PART- B						
142 E	71200 116 900	00000 000	TEACHERS	140,379.00	11,047.01	88,376.08	0.00	52,002.92	62.96
142 E	71200 163 900	00000 000	EDUCATIONAL ASSISTANTS	1,062,380.50	80,560.27	706,669.25	0.00	355,711.25	66.52
142 E	71200 171 900	00000 000	SPEECH PATHOLOGIST	100,000.00	4,852.84	38,822.72	0.00	61,177.28	38.82
142 E	71200 189 900	00000 000	OTHER SALARIES & WAGES	5,000.00	0.00	0.00	0.00	5,000.00	0.00
142 E	71200 201 900	00000 000	SOCIAL SECURITY	82,000.00	5,674.13	49,183.79	0.00	32,816.21	59.98
142 E	71200 204 900	00000 000	STATE RETIREMENT	265,000.00	11,572.50	97,435.31	0.00	167,564.69	36.77
142 E	71200 207 900	00000 000	MEDICAL INSURANCE	500,000.00	24,124.40	191,711.20	0.00	308,288.80	38.34
142 E	71200 212 900	00000 000	EMPLOYER MEDICARE	21,000.00	1,327.04	11,502.72	0.00	9,497.28	54.77
142 E	71200 312 900	00000 000	CONTRACTS W PRIVATE AGENCIES	100,000.00	17,790.80	118,484.40	0.00	-18,484.40	118.48
142 E	71200 429 900	00000 000	INSTRUCTIONAL SUPPLIES & MAT.	25,000.00	765.00	6,315.37	0.00	18,684.63	25.26
142 E	71200 499 900	00000 000	OTHER SUPPLIES AND MATERIALS	5,000.00	807.34	1,332.56	0.00	3,667.44	26.65
142 E	71200 725 900	00000 000	SPECIAL EDUCATION EQUIPMENT	20,000.00	0.00	4,224.96	0.00	15,775.04	21.12
142 E	72220 189 900	00000 000	OTHER SALARIES & WAGES	140,000.00	6,159.09	49,272.72	0.00	90,727.28	35.19
142 E	72220 201 900	00000 000	SOCIAL SECURITY	9,000.00	381.86	3,054.88	0.00	5,945.12	33.94
142 E	72220 204 900	00000 000	STATE RETIREMENT	18,000.00	554.31	4,434.53	0.00	13,565.47	24.64
142 E	72220 207 900	00000 000	MEDICAL INSURANCE	32,600.00	0.00	0.00	0.00	32,600.00	0.00
142 E	72220 212 900	00000 000	EMPLOYER MEDICARE	2,100.00	89.31	714.48	0.00	1,385.52	34.02
142 E	72220 355 900	00000 000	TRAVEL	15,000.00	0.00	0.00	0.00	15,000.00	0.00
142 E	72220 429 900	00000 000	Instructional Supplies & Mat.	0.00	0.00	0.00	0.00	0.00	0.00
142 E	72220 499 900	00000 000	OTHER SUPPLIES AND MATERIALS	10,000.00	4,402.24	16,170.85	0.00	-6,170.85	161.71
142 E	72220 524 900	00000 000	IN SERVICE / STAFF DEVELOPMENT	40,246.29	400.96	12,532.66	0.00	27,713.63	31.14
142 E	72220 790 900	00000 000	OTHER EQUIPMENT	5,000.00	0.00	5,431.81	0.00	-431.81	108.64
142 E	72710 146 900	00020 000	BUS DRIVERS	200,565.00	19,222.80	155,668.65	0.00	44,896.35	77.62
142 E	72710 189 900	00000 000	OTHER SALARIES AND WAGES	20,668.00	1,075.43	6,820.21	0.00	13,847.79	33.00
142 E	72710 201 900	00000 000		13,716.45	66.68	422.86	0.00	13,293.59	3.08
142 E	72710 201 900	00020 000	SOCIAL SECURITY	0.00	1,021.59	8,303.59	0.00	-8,303.59	0.00
142 E	72710 204 900	00020 000	STATE RETIREMENT	27,654.15	2,535.49	20,396.89	0.00	7,257.26	73.76
142 E	72710 207 900	00020 000	MEDICAL INSURANCE	100,000.00	5,461.20	42,648.00	0.00	57,352.00	42.65
142 E	72710 212 900	00000 000		3,207.90	15.59	98.88	0.00	3,109.02	3.08
142 E	72710 212 900	00020 000	EMPLOYER MEDICARE	0.00	259.14	2,104.05	0.00	-2,104.05	0.00
142 E	72710 599 900	00000 000	OTHER CHARGES	2,000.00	0.00	2,040.00	0.00	-40.00	102.00
				<u>2,965,517.29</u>	<u>200,167.02</u>	<u>1,644,173.42</u>	<u>0.00</u>	<u>1,321,343.87</u>	<u>55.44</u>

Account Level		2025-26	April 2025-26	2025-26	Encumbered	Unexpended	2025-26
Fnd T Acct	Obj Prj Loc Prg Description	Budget	Monthly Activity	FYTD Activity	Amount	Balance - YTD Act	FYTD %
910	IDEA PRESCHOOL						
142 E 71200 163 910 00000 000	EDUCATIONAL ASSISTANTS	92,858.00	2,752.43	23,132.45	0.00	69,725.55	24.91
142 E 71200 189 910 00000 000	OTHER SALARIES AND WAGES	5,432.37	0.00	0.00	0.00	5,432.37	0.00
142 E 71200 201 910 00000 000	SOCIAL SECURITY	4,778.00	159.68	1,347.61	0.00	3,430.39	28.20
142 E 71200 204 910 00000 000	STATE RETIREMENT	8,307.00	363.05	3,051.17	0.00	5,255.83	36.73
142 E 71200 207 910 00000 000	MEDICAL INSURANCE	21,000.00	728.40	5,688.00	0.00	15,312.00	27.09
142 E 71200 212 910 00000 000	EMPLOYER MEDICARE	1,267.00	37.34	315.17	0.00	951.83	24.88
142 E 71200 312 910 00000 000	CONTRACTS W PRIVATE AGENCIES	3,575.00	0.00	1,869.01	0.00	1,705.99	52.28
142 E 71200 429 910 00000 000	INSTRUCTIONAL SUPPLIES & MATER	9,000.00	0.00	5,690.85	0.00	3,309.15	63.23
142 E 72220 499 910 00000 000	OTHER SUPPLIES AND MATERIALS	5,000.00	0.00	2,226.93	0.00	2,773.07	44.54
142 E 72220 524 910 00000 000	IN SERVICE / STAFF DEVELOPMENT	10,000.00	0.00	0.00	0.00	10,000.00	0.00
142 E 72220 599 910 00000 000	OTHER CHARGES	920.00	0.00	0.00	0.00	920.00	0.00
	910	162,137.37	4,040.90	43,321.19	0.00	118,816.18	26.72

Account Level							2025-26	April 2025-26	2025-26	Encumbered	Unexpended	2025-26
Fnd T Acct	Obj Prj Loc	Prg	Description	Budget	Monthly Activity	FYTD Activity	Amount	Balance - YTD Act	FYTD %			
912			STATE SPED PRESCHOOL									
142 E 71200 429 912 00000 000			SUPPLIES & MATERIALS	0.00	2,345.06	2,345.06	0.00	-2,345.06	0.00			
		912		0.00	2,345.06	2,345.06	0.00	-2,345.06	0.00			

Account Level							2025-26	April 2025-26	2025-26	Encumbered	Unexpended	2025-26
Fnd T Acct	Obj	Prj	Loc	Prg	Description	Budget	Monthly Activity	FYTD Activity	Amount	Balance - YTD Act	FYTD %	
951					HQIM-PARTICIPANT LITERACY NETW							
142 E	71100	399	951	00000	000 OTHER CONTRACTED SERVICE	72,800.00	72,800.00	72,800.00	0.00	0.00	100.00	
142 E	71100	429	951	00000	000 SUPPLIES & MATERIALS	1,500.00	0.00	0.00	0.00	1,500.00	0.00	
142 E	72210	399	951	00000	000 OTHER CONTRACTED SERVICE	0.00	-36,400.00	0.00	0.00	0.00	0.00	
			951			74,300.00	36,400.00	72,800.00	0.00	1,500.00	97.98	

Account Level		2025-26	April 2025-26	2025-26	Encumbered	Unexpended	2025-26
Fnd T Acct	Obj Prj Loc Prg Description	Budget	Monthly Activity	FYTD Activity	Amount	Balance - YTD Act	FYTD %
953	EARLY LITERACY PRE-K TEACHER S						
142 E 73400 189 953 00008 000	OTHER SALARIES AND WAGES	0.00	0.00	10,000.00	0.00	-10,000.00	0.00
	953	0.00	0.00	10,000.00	0.00	-10,000.00	0.00

Number of Accounts: 141

***** End of report *****

Fnd T Acct	Obj Prj Loc	Prg	Account Level Description	Amount
A			Asset	
142 A 11130 000 000 00000 000			CASH IN BANK-PAYROLL	0.00
142 A 11130 000 100 00000 000			CASH IN BANK-PAYROLL	0.00
142 A 11130 000 440 00000 000			CASH IN BANK-PAYROLL	0.00
142 A 11130 --- --- ----- ---				0.00
142 A 11140 000 000 00000 000			CASH WITH TRUSTEE	0.00
142 A 11140 000 000 00000 142			CASH WITH TRUSTEE	0.00
142 A 11140 000 000 99141 141				787.49CR
142 A 11140 000 000 99142 142				1,488,405.34
142 A 11140 000 010 00000 142			CASH WITH TRUSTEE - CON ADMIN	0.00
142 A 11140 000 010 99141 141				0.00
142 A 11140 000 010 99142 142				511.44
142 A 11140 000 100 00000 000			CASH WITH TRUSTEE	0.00
142 A 11140 000 100 00000 142			CASH WITH TRUSTEE - TITLE I	0.00
142 A 11140 000 100 99141 141				0.00
142 A 11140 000 100 99142 142				6,233.58
142 A 11140 000 101 99142 142				0.00
142 A 11140 000 160 00000 000			TITLE I-D	0.00
142 A 11140 000 160 99141 141				0.00
142 A 11140 000 160 99142 142				0.00
142 A 11140 000 171 99142 142				0.00
142 A 11140 000 172 99142 142				0.00
142 A 11140 000 200 00000 142			CASH WITH TRUSTEE - TITLE II-A	0.00
142 A 11140 000 200 99141 141				0.00
142 A 11140 000 200 99142 142				857.39CR
142 A 11140 000 300 00000 142			CASH WITH TRUSTEE - TITLE III	0.00
142 A 11140 000 440 00000 141			CASH WITH TRUSTEE	0.00
142 A 11140 000 440 99141 141				33,292.83
142 A 11140 000 440 99142 142				33,076.27CR
142 A 11140 000 480 00000 142			CASH WITH TRUSTEE - FTTT DISCR	0.00
142 A 11140 000 580 00000 142			CASH WITH TRUSTEE - FTTT	0.00
142 A 11140 000 700 99142 142				0.00
142 A 11140 000 705 99142 142				0.00
142 A 11140 000 720 99142 142				0.00
142 A 11140 000 800 00000 142			CASH WITH TRUSTEE - CARL PERKI	0.00
142 A 11140 000 800 99141 141				0.00
142 A 11140 000 800 99142 142				15,817.69CR
142 A 11140 000 801 00000 142			CASH WITH TRUSTEE - CTE RESERV	0.00
142 A 11140 000 801 99142 142				0.00
142 A 11140 000 802 99142 142				0.00
142 A 11140 000 803 99142 142				0.00
142 A 11140 000 890 99142 142				229.54
142 A 11140 000 891 00000 142			CASH WITH TRUSTEE - STATE DISC	0.00
142 A 11140 000 891 99142 142				0.00
142 A 11140 000 892 00000 142			CASH WITH TRUSTEE - DISC PRESC	0.00
142 A 11140 000 892 99142 142				0.00
142 A 11140 000 893 00000 142			CASH WITH TRUSTEE - IDEA DISC	0.00
142 A 11140 000 893 99142 142				0.00
142 A 11140 000 894 00000 142			CASH WITH TRUSTEE - FS GRAY	0.00
142 A 11140 000 894 99142 142				0.00
142 A 11140 000 895 00000 142			CASH WITH TRUSTEE - FS JM	0.00
142 A 11140 000 895 99142 142				0.00
142 A 11140 000 896 00000 142			CASH WITH TRUSTEE - FS SS	0.00
142 A 11140 000 896 99142 142				65,707.71CR
142 A 11140 000 897 99142 142				0.00

					Account Level	Amount		
Fnd	T	Acct	Obj	Prj	Loc	Prg	Description	
A							Asset	
142	A	11140	000	898	99142	142		6,019.92CR
142	A	11140	000	899	99141	141		0.00
142	A	11140	000	899	99142	142		0.00
142	A	11140	000	900	00000	000	CASH WITH TRUSTEE-IDEA PART B	0.00
142	A	11140	000	900	00000	142	CASH WITH TRUSTEE-IDEA PART B	0.00
142	A	11140	000	900	99141	141		0.00
142	A	11140	000	900	99142	142		23,242.62CR
142	A	11140	000	901	00000	142	EDUCATION HANDICAPPED ACT - I	0.00
142	A	11140	000	901	99142	142		0.00
142	A	11140	000	902	00000	142	EDUCATION HANDICAPPED ACT - ID	0.00
142	A	11140	000	910	00000	142	CASH WITH TRUSTEE - IDEA PRESC	0.00
142	A	11140	000	910	99141	141		0.00
142	A	11140	000	910	99142	142		600.15
142	A	11140	000	911	99142	142		0.00
142	A	11140	000	912	99142	142		2,345.06CR
142	A	11140	000	930	99142	142		0.00
142	A	11140	000	931	99141	141		0.00
142	A	11140	000	931	99142	142		0.00
142	A	11140	000	932	99142	142		0.00
142	A	11140	000	933	99142	142		0.00
142	A	11140	000	934	99142	142		0.00
142	A	11140	000	935	99142	142		0.00
142	A	11140	000	936	99142	142		0.00
142	A	11140	000	937	99142	142		0.00
142	A	11140	000	938	99142	142		0.00
142	A	11140	000	939	99142	142		0.00
142	A	11140	000	940	99142	142		0.00
142	A	11140	000	941	99142	142		0.00
142	A	11140	000	950	99141	141		0.00
142	A	11140	000	950	99142	142		0.00
142	A	11140	000	951	99142	142		0.00
142	A	11140	000	952	99142	142		0.00
142	A	11140	000	953	99142	142		0.00
142	A	11140	---	---	-----	---		1,381,418.73
142	A	11400	000	900	00000	142	DUE FROM OTHER FUNDS	0.00
142	A	11400	---	---	-----	---		0.00
142	A	11410	000	000	00000	142		0.00
142	A	11410	---	---	-----	---		0.00
142	A	11430	000	010	00000	142	DUE FROM OTHER GOVERNMENTS	0.00
142	A	11430	000	100	00000	142	DUE FROM OTHER GOVERNMENTS	0.00
142	A	11430	000	101	00000	142	DUE FROM OTHER GOVERNMENTS	0.00
142	A	11430	000	160	00000	142	DUE FROM OTHER GOVERNMENTS	0.00
142	A	11430	000	171	00000	142	DUE FROM OTHER GOVERNMENTS	0.00
142	A	11430	000	172	00000	142	ADAPTIVE LEARNING TECH. GRANT	0.00
142	A	11430	000	200	00000	142	DUE FROM OTHER GOVERNMENTS	0.00
142	A	11430	000	300	00000	142	DUE FROM OTHER GOVERNMENTS	0.00
142	A	11430	000	440	00000	142	DUE FROM OTHER GOVERNMENTS	0.00
142	A	11430	000	580	00000	142	DUE FROM OTHER GOVERNMENTS	0.00
142	A	11430	000	700	00000	142	ARP HOMELESS 2.0	0.00
142	A	11430	000	720	00000	142	DUE FROM OTHER GOVERNMENTS	0.00
142	A	11430	000	800	00000	142	DUE FROM OTHER GOVERNMENTS	0.00
142	A	11430	000	801	00000	142	DUE FROM OTHER GOVERNMENTS	0.00

Fnd T Acct	Obj Prj Loc	Prg	Account Level	Description	Amount
A			Asset		
142 A 11430 000 802 00000 142				PERKINS-NEW SKILLS FOR YOUTH	0.00
142 A 11430 000 891 00000 142				DUE FROM OTHER GOVERNMENTS	0.00
142 A 11430 000 892 00000 142				DUE FROM OTHER GOVERNMENTS	0.00
142 A 11430 000 893 00000 142				DUE FROM OTHER GOVERNMENTS	0.00
142 A 11430 000 894 00000 142				Focus School Gray	0.00
142 A 11430 000 895 00000 142				Focus School JM	0.00
142 A 11430 000 896 00000 000				DUE FROM OTHER GOVERNMENTS	0.00
142 A 11430 000 896 00000 142				DUE FROM OTHER GOVERNMENTS	0.00
142 A 11430 000 898 00000 142				DUE FROM OTHER GOVERNMENTS	0.00
142 A 11430 000 900 00000 142				DUE FROM OTHER GOVERNMENTS	0.00
142 A 11430 000 901 00000 142				DUE FROM OTHER GOVERNMENTS	0.00
142 A 11430 000 910 00000 142				DUE FROM OTHER GOVERNMENTS	0.00
142 A 11430 000 911 00000 142				DUE FROM OTHER GOVERNMENTS	0.00
142 A 11430 000 930 00000 142				DUE FROM OTHER GOVERNMENTS	0.00
142 A 11430 000 931 00000 142				DUE FROM OTHER GOVERNMENTS	0.00
142 A 11430 000 933 00000 142				MATH IMPLEMENTATION SUPPORT GR	0.00
142 A 11430 000 934 00000 142				DUE FROM OTHER GOVERNMENTS	0.00
142 A 11430 000 935 00000 142				DUE FROM OTHER GOVERNMENTS	0.00
142 A 11430 000 937 00000 142				ESSER 3.0	0.00
142 A 11430 000 938 00000 142				BEST FOR ALL DISTRICT GRANT	0.00
142 A 11430 000 939 00000 142				DUE FROM OTHER GOVERNMENTS	0.00
142 A 11430 000 940 00000 142				EPIDEMIOOGY & LABORATORY ELC	0.00
142 A 11430 000 941 00000 142				DUE FROM OTHER GOVERNMENTS	0.00
142 A 11430 000 950 00000 142				CIVICS SEAL GRANT	0.00
142 A 11430 000 951 00000 142				HQIM LITERACY IMPLEMENTATION	0.00
142 A 11430 000 952 00000 142				EARLY LITERACY NETWORKS	0.00
142 A 11430 --- --- ----- ---					0.00
142 A 11440 000 000 00000 142				DUE FROM OTHER FUNDS	0.00
142 A 11440 000 010 00000 000				DUE FROM OTHER FUNDS-CON ADMIN	0.00
142 A 11440 000 100 00000 000				DUE FROM OTHER FUNDS	0.00
142 A 11440 000 160 00000 000				DUE FROM OTHER FUNDS	0.00
142 A 11440 000 200 00000 000				DUE FROM OTHER FUNDS	0.00
142 A 11440 000 440 00000 000				DUE FROM OTHER FUNDS	0.00
142 A 11440 000 800 00000 142				DUE FROM OTHER FUNDS-CTE BASIC	0.00
142 A 11440 000 890 00000 000				DUE FROM OTHER FUNDS	0.00
142 A 11440 000 891 00000 142				DUE FROM OTHER FUNDS-STATE DIS	0.00
142 A 11440 000 892 00000 000				DUE FROM OTHER FUNDS-DISC PREK	0.00
142 A 11440 000 895 00000 000				DUE FROM OTHER FUNDS-FS JMS	0.00
142 A 11440 000 896 00000 000				DUE FROM OTHER FUNDS-FS SS	0.00
142 A 11440 000 898 00000 000				DUE FROM OTHER FUNDS	0.00
142 A 11440 000 900 00000 000				DUE FROM OTHER FUNDS-IDEA B	0.00
142 A 11440 000 900 00000 142					0.00
142 A 11440 000 910 00000 000				DUE FROM OTHER FUNDS	0.00
142 A 11440 000 912 00000 000				DUE FROM OTHER FUNDS	0.00
142 A 11440 000 934 00000 142				DUE FROM OTHER FUNDS	0.00
142 A 11440 000 935 00000 000				DUE FROM OTHER FUNDS	0.00
142 A 11440 000 937 00000 000				DUE FROM OTHER FUNDS	0.00
142 A 11440 --- --- ----- ---					0.00
142 A 21100 000 000 00000 142				ACCOUNTS PAYABLE	0.00
142 A 21100 --- --- ----- ---					0.00
142 A 21500 000 000 00000 142				DUE TO OTHER FUNDS	0.00

						Account Level	Amount	
Fnd	T	Acct	Obj	Prj	Loc	Prg	Description	
						Asset		
A								
142	A	21500	---	---	-----	---	0.00	
142	A	-----	---	---	-----	---	1,381,418.73	
							=====	
						Liability		
L								
142	L	21100	000	010	00000	000	ACCOUNTS PAYABLE	0.00
142	L	21100	000	100	00000	000	ACCOUNTS PAYABLE	1,521.00CR
142	L	21100	000	101	00000	000		0.00
142	L	21100	000	160	00000	000	TITLE I-D	0.00
142	L	21100	000	171	00000	000		0.00
142	L	21100	000	172	00000	000		0.00
142	L	21100	000	200	00000	000	ACCOUNTS PAYABLE	0.00
142	L	21100	000	440	00000	000	ACCOUNTS PAYABLE	0.00
142	L	21100	000	700	00000	000		0.00
142	L	21100	000	705	00000	000		0.00
142	L	21100	000	720	00000	000		0.00
142	L	21100	000	800	00000	000	ACCOUNTS PAYABLE	0.00
142	L	21100	000	801	00000	000	ACCOUNTS PAYABLE	0.00
142	L	21100	000	802	00000	000		0.00
142	L	21100	000	803	00000	000		0.00
142	L	21100	000	890	00000	000		0.00
142	L	21100	000	891	00000	000	ACCOUNTS PAYABLE	0.00
142	L	21100	000	892	00000	000	ACCOUNTS PAYABLE	0.00
142	L	21100	000	893	00000	000	ACCOUNTS PAYABLE	0.00
142	L	21100	000	894	00000	000	ACCOUNTS PAYABLE	0.00
142	L	21100	000	895	00000	000	ACCOUNTS PAYABLE	0.00
142	L	21100	000	896	00000	000	ACCOUNTS PAYABLE	0.00
142	L	21100	000	897	00000	000		0.00
142	L	21100	000	898	00000	000		0.00
142	L	21100	000	899	00000	000		0.00
142	L	21100	000	900	00000	000	ACCOUNTS PAYABLE	400.00CR
142	L	21100	000	901	00000	000		0.00
142	L	21100	000	910	00000	000	ACCOUNTS PAYABLE	0.00
142	L	21100	000	911	00000	000		0.00
142	L	21100	000	912	00000	000		0.00
142	L	21100	000	930	00000	000		0.00
142	L	21100	000	931	00000	000		0.00
142	L	21100	000	932	00000	000		0.00
142	L	21100	000	933	00000	000		0.00
142	L	21100	000	934	00000	000		0.00
142	L	21100	000	935	00000	000		0.00
142	L	21100	000	936	00000	000		0.00
142	L	21100	000	937	00000	000		0.00
142	L	21100	000	938	00000	000		0.00
142	L	21100	000	939	00000	000	FISCAL PRE-MONITORING SUPPORTS	0.00
142	L	21100	000	940	00000	000		0.00
142	L	21100	000	941	00000	000		0.00
142	L	21100	000	950	00000	000		0.00
142	L	21100	000	951	00000	000		0.00
142	L	21100	000	952	00000	000		0.00
142	L	21100	000	953	00000	000		0.00

Fnd T Acct	Obj Prj Loc	Prg	Account Level Description	Amount
L			Liability	
142 L 21100	---	---	-----	1,921.00CR
142 L 21200	000 100	00000	000 ACCRUED PAYROLL	0.00
142 L 21200	000 931	00000	000 ACCRUED PAYROLL	0.00
142 L 21200	000 934	00000	000 ACCRUED PAYROLL	0.00
142 L 21200	000 935	00000	000 ACCRUED PAYROLL	0.00
142 L 21200	---	---	-----	0.00
142 L 21310	000 000	00000	000	0.00
142 L 21310	000 010	00000	000 INCOME TAX WITHHELD AND UNPAID	0.00
142 L 21310	000 100	00000	000 INCOME TAX WITHHELD AND UNPAID	0.00
142 L 21310	000 160	00000	000 TITLE I-D	0.00
142 L 21310	000 200	00000	000 INCOME TAX WITHHELD AND UNPAID	0.00
142 L 21310	000 440	00000	000 INCOME TAX WITHHELD AND UNPAID	0.00
142 L 21310	000 580	00000	000 INCOME TAX WITHHELD AND UNPAID	0.00
142 L 21310	000 720	00000	000	0.00
142 L 21310	000 800	00000	000 INCOME TAX WITHHELD AND UNPAID	0.00
142 L 21310	000 890	00000	000	0.00
142 L 21310	000 891	00000	000 INCOME TAX WITHHELD AND UNPAID	0.00
142 L 21310	000 892	00000	000 INCOME TAX WITHHELD AND UNPAID	0.00
142 L 21310	000 894	00000	000 INCOME TAX WITHHELD AND UNPAID	0.00
142 L 21310	000 895	00000	000 INCOME TAX WITHHELD AND UNPAID	0.00
142 L 21310	000 896	00000	000 INCOME TAX WITHHELD AND UNPAID	0.00
142 L 21310	000 898	00000	000	0.00
142 L 21310	000 900	00000	000 INCOME TAX WITHHELD AND UNPAID	0.00
142 L 21310	000 901	00000	000	0.00
142 L 21310	000 910	00000	000 INCOME TAX WITHHELD AND UNPAID	0.00
142 L 21310	000 912	00000	000	0.00
142 L 21310	000 930	00000	000	0.00
142 L 21310	000 931	00000	000	0.00
142 L 21310	000 934	00000	000	0.00
142 L 21310	000 935	00000	000	0.00
142 L 21310	000 937	00000	000	0.00
142 L 21310	000 938	00000	000	0.00
142 L 21310	000 940	00000	000	0.00
142 L 21310	000 950	00000	000	0.00
142 L 21310	---	---	-----	0.00
142 L 21320	000 000	00000	000	0.00
142 L 21320	000 010	00000	000 SOCIAL SECURITY TAX	0.00
142 L 21320	000 100	00000	000 SOCIAL SECURITY TAX	0.00
142 L 21320	000 160	00000	000 TITLE I-D	0.00
142 L 21320	000 200	00000	000 SOCIAL SECURITY TAX	0.00
142 L 21320	000 440	00000	000 SOCIAL SECURITY TAX	0.00
142 L 21320	000 580	00000	000 SOCIAL SECURITY TAX	0.00
142 L 21320	000 720	00000	000	0.00
142 L 21320	000 800	00000	000 SOCIAL SECURITY TAX	0.00
142 L 21320	000 890	00000	000	0.00
142 L 21320	000 891	00000	000 SOCIAL SECURITY TAX	0.00
142 L 21320	000 894	00000	000 SOCIAL SECURITY TAX	0.00
142 L 21320	000 895	00000	000 SOCIAL SECURITY TAX	0.00
142 L 21320	000 896	00000	000 SOCIAL SECURITY TAX	0.00
142 L 21320	000 898	00000	000	0.00
142 L 21320	000 900	00000	000 SOCIAL SECURITY TAX	11.84CR
142 L 21320	000 901	00000	000	0.00
142 L 21320	000 910	00000	000 SOCIAL SECURITY TAX	11.84

Fnd	T	Acct	Obj	Prj	Loc	Prg	Account Level Description	Amount
L							Liability	
142	L	21320	000	912	00000	000		0.00
142	L	21320	000	930	00000	000		0.00
142	L	21320	000	931	00000	000		0.00
142	L	21320	000	934	00000	000		0.00
142	L	21320	000	935	00000	000		0.00
142	L	21320	000	937	00000	000		0.00
142	L	21320	000	938	00000	000		0.00
142	L	21320	000	940	00000	000		0.00
142	L	21320	000	950	00000	000		0.00
<hr/>								
142	L	21320	---	---	-----	---		0.00
142	L	21325	000	000	00000	000		0.00
142	L	21325	000	010	00000	000	EMPLOYEE MEDICARE DEDUCTION	0.00
142	L	21325	000	100	00000	000	EMPLOYEE MEDICARE DEDUCTION	0.00
142	L	21325	000	160	00000	000	TITLE I-D	0.00
142	L	21325	000	200	00000	000	EMPLOYEE MEDICARE DEDUCTION	0.00
142	L	21325	000	440	00000	000	EMPLOYEE MEDICARE DEDUCTION	0.00
142	L	21325	000	580	00000	000	EMPLOYEE MEDICARE DEDUCTION	0.00
142	L	21325	000	720	00000	000		0.00
142	L	21325	000	800	00000	000	EMPLOYEE MEDICARE DEDUCTION	0.00
142	L	21325	000	890	00000	000		0.00
142	L	21325	000	891	00000	000	EMPLOYEE MEDICARE DEDUCTION	0.00
142	L	21325	000	892	00000	000	EMPLOYEE MEDICARE DEDUCTION	0.00
142	L	21325	000	894	00000	000	EMPLOYEE MEDICARE DEDUCTION	0.00
142	L	21325	000	895	00000	000	EMPLOYEE MEDICARE DEDUCTION	0.00
142	L	21325	000	896	00000	000	EMPLOYEE MEDICARE DEDUCTION	0.00
142	L	21325	000	898	00000	000		0.00
142	L	21325	000	900	00000	000	EMPLOYEE MEDICARE DEDUCTION	2.76CR
142	L	21325	000	901	00000	000		0.00
142	L	21325	000	910	00000	000	EMPLOYEE MEDICARE DEDUCTION	2.76
142	L	21325	000	912	00000	000		0.00
142	L	21325	000	930	00000	000		0.00
142	L	21325	000	931	00000	000		0.00
142	L	21325	000	934	00000	000		0.00
142	L	21325	000	935	00000	000		0.00
142	L	21325	000	937	00000	000		0.00
142	L	21325	000	938	00000	000		0.00
142	L	21325	000	940	00000	000		0.00
142	L	21325	000	950	00000	000		0.00
<hr/>								
142	L	21325	---	---	-----	---		0.00
142	L	21330	000	000	00000	000		241.11CR
142	L	21330	000	010	00000	000	RETIREMENT CONTRIBUTIONS	306.54CR
142	L	21330	000	100	00000	000	RETIREMENT CONTRIBUTIONS	486.37CR
142	L	21330	000	160	00000	000	RETIREMENT CONTRIBUTIONS	0.00
142	L	21330	000	200	00000	000	RETIREMENT CONTRIBUTIONS	1,320.32
142	L	21330	000	440	00000	000	RETIREMENT CONTRIBUTIONS	0.00
142	L	21330	000	580	00000	000	RETIREMENT CONTRIBUTIONS	0.00
142	L	21330	000	720	00000	000		0.00
142	L	21330	000	800	00000	000	RETIREMENT CONTRIBUTIONS	0.00
142	L	21330	000	890	00000	000		0.00
142	L	21330	000	891	00000	000	RETIREMENT CONTRIBUTIONS	0.00
142	L	21330	000	892	00000	000		0.00
142	L	21330	000	894	00000	000		0.00
142	L	21330	000	895	00000	000	RETIREMENT CONTRIBUTIONS	0.00

Fnd T Acct	Obj Prj Loc	Prg	Account Level Description	Amount
L			Liability	
142 L 21330	000 896	00000 000		526.96
142 L 21330	000 898	00000 000		0.00
142 L 21330	000 900	00000 000	RETIREMENT CONTRIBUTIONS	1,202.68
142 L 21330	000 901	00000 000		0.00
142 L 21330	000 910	00000 000	RETIREMENT CONTRIBUTIONS	46.22
142 L 21330	000 912	00000 000		0.00
142 L 21330	000 930	00000 000		0.00
142 L 21330	000 931	00000 000		0.00
142 L 21330	000 934	00000 000		0.00
142 L 21330	000 935	00000 000		0.00
142 L 21330	000 937	00000 000		0.00
142 L 21330	000 938	00000 000		0.00
142 L 21330	000 940	00000 000		0.00
142 L 21330	000 950	00000 000		0.00
				<hr/>
142 L 21330	---	---	-----	2,062.16
142 L 21339	000 000	00000 000		0.00
142 L 21339	000 010	00000 000	STATE DENTAL PLAN	0.00
142 L 21339	000 100	00000 000	STATE DENTAL PLAN	3,490.61CR
142 L 21339	000 160	00000 000	STATE DENTAL PLAN	0.00
142 L 21339	000 200	00000 000	STATE DENTAL PLAN	353.77CR
142 L 21339	000 440	00000 000	STATE DENTAL PLAN	90.41CR
142 L 21339	000 580	00000 000	STATE DENTAL PLAN	0.00
142 L 21339	000 800	00000 000	STATE DENTAL PLAN	0.00
142 L 21339	000 891	00000 000	STATE DENTAL PLAN	0.00
142 L 21339	000 892	00000 000	STATE DENTAL PLAN	0.00
142 L 21339	000 900	00000 000	STATE DENTAL PLAN	322.75CR
142 L 21339	000 901	00000 000		0.00
142 L 21339	000 910	00000 000		0.00
142 L 21339	000 934	00000 000		0.00
142 L 21339	000 937	00000 000		0.00
				<hr/>
142 L 21339	---	---	-----	4,257.54CR
142 L 21340	000 000	00000 000		0.00
142 L 21340	000 010	00000 000	INSURANCE CONTRIBUTIONS	0.00
142 L 21340	000 100	00000 000	INSURANCE CONTRIBUTIONS	250.00
142 L 21340	000 160	00000 000	INSURANCE CONTRIBUTIONS	0.00
142 L 21340	000 200	00000 000	INSURANCE CONTRIBUTIONS	0.00
142 L 21340	000 440	00000 000	INSURANCE CONTRIBUTIONS	0.00
142 L 21340	000 580	00000 000	INSURANCE CONTRIBUTIONS	0.00
142 L 21340	000 800	00000 000	INSURANCE CONTRIBUTIONS	0.00
142 L 21340	000 891	00000 000	INSURANCE CONTRIBUTIONS	0.00
142 L 21340	000 892	00000 000	MEDICAL INSURANCE PAYABLE	0.00
142 L 21340	000 900	00000 000	INSURANCE CONTRIBUTIONS	1,550.00
142 L 21340	000 910	00000 000	INSURANCE CONTRIBUTIONS	0.00
142 L 21340	000 937	00000 000		0.00
				<hr/>
142 L 21340	---	---	-----	1,800.00
142 L 21342	000 010	00000 000		0.00
142 L 21342	000 100	00000 000	HARTFORD ROTH	0.00
142 L 21342	000 160	00000 000	HARTFORD ROTH	0.00
142 L 21342	000 200	00000 000	HARTFORD ROTH	0.00
142 L 21342	000 440	00000 000	HARTFORD ROTH	0.00
142 L 21342	000 900	00000 000	HARTFORD ROTH	0.00
142 L 21342	000 910	00000 000		0.00

Fnd T Acct	Obj Prj Loc	Prg	Account Level Description	Amount
L			Liability	
142 L 21342	---	---	-----	0.00
142 L 21343	000	000	00000 000	0.00
142 L 21343	000	010	00000 000 AMERICAN FAMILY LIFE	204.90CR
142 L 21343	000	100	00000 000 AMERICAN FAMILY LIFE	2,200.27CR
142 L 21343	000	160	00000 000 AMERICAN FAMILY LIFE	0.00
142 L 21343	000	200	00000 000 AMERICAN FAMILY LIFE	63.86CR
142 L 21343	000	440	00000 000 AMERICAN FAMILY LIFE	71.79CR
142 L 21343	000	800	00000 000 AMERICAN FAMILY LIFE	0.00
142 L 21343	000	900	00000 000 AMERICAN FAMILY LIFE	3,008.19CR
142 L 21343	000	901	00000 000	0.00
142 L 21343	000	910	00000 000 AMERICAN FAMILY LIFE	237.34CR
142 L 21343	000	912	00000 000	0.00
142 L 21343	000	930	00000 000	0.00
142 L 21343	000	934	00000 000	0.00
142 L 21343	000	937	00000 000	0.00
142 L 21343	000	940	00000 000	0.00
142 L 21343	---	---	-----	5,786.35CR
142 L 21344	000	100	00000 000 HORACE MANN LIFE INS	0.00
142 L 21344	000	160	00000 000 TITLE I-D	0.00
142 L 21344	000	900	00000 000 HORACE MANN LIFE INS	0.00
142 L 21344	---	---	-----	0.00
142 L 21346	000	000	00000 000	0.00
142 L 21346	000	010	00000 000 WASHINGTON NATIONAL INS	0.00
142 L 21346	000	160	00000 000 TITLE I-D	0.00
142 L 21346	000	900	00000 000 WASHINGTON NATIONAL INS	0.00
142 L 21346	000	910	00000 000 WASHINGTON NATIONAL INS	0.00
142 L 21346	---	---	-----	0.00
142 L 21347	000	000	00000 000	0.00
142 L 21347	000	100	00000 000 LIBERTY NATIONAL	0.00
142 L 21347	000	440	00000 000 LIBERTY NATIONAL	0.00
142 L 21347	000	800	00000 000 DEARBORN NATIONAL LIFE INSURAN	0.00
142 L 21347	000	900	00000 000 LIBERTY NATIONAL	0.00
142 L 21347	000	910	00000 000 LIBERTY NATIONAL	0.00
142 L 21347	---	---	-----	0.00
142 L 21348	000	000	00000 000	0.00
142 L 21348	000	010	00000 000 MEDICAL INSURANCE	0.00
142 L 21348	000	100	00000 000 MEDICAL INSURANCE	0.00
142 L 21348	000	160	00000 000 MEDICAL INSURANCE	0.00
142 L 21348	000	200	00000 000 EMPLOYEE INSURANCE DEDUCTIONS	0.00
142 L 21348	000	440	00000 000 MEDICAL INSURANCE	0.00
142 L 21348	000	580	00000 000 MEDICAL INSURANCE	0.00
142 L 21348	000	800	00000 000 MEDICAL INSURANCE	0.00
142 L 21348	000	891	00000 000 EMPLOYEE INSURANCE DEDUCTIONS	0.00
142 L 21348	000	900	00000 000 MEDICAL INSURANCE	491.67
142 L 21348	000	910	00000 000 MEDICAL INSURANCE	0.00
142 L 21348	000	937	00000 000	0.00
142 L 21348	---	---	-----	491.67
142 L 21349	000	010	00000 000	0.00
142 L 21349	000	100	00000 000 UNITED WAY	0.00

Fnd T Acct	Obj Prj Loc	Prg	Account Level Description	Amount
L			Liability	
142 L 21349	000 200 00000	000		0.00
142 L 21349	000 440 00000	000		0.00
142 L 21349	000 900 00000	000	UNITED WAY	0.00
142 L 21349	000 912 00000	000		0.00
142 L 21349	000 937 00000	000		0.00
				<hr/>
142 L 21349	---	---	-----	0.00
142 L 21351	000 010 00000	000	HORACE MANN ANNUITY	0.00
142 L 21351	000 100 00000	000	HORACE MANN ANNUITY	0.00
142 L 21351	000 160 00000	000	HORACE MANN ANNUITY	0.00
142 L 21351	000 200 00000	000	HORACE MANN ANNUITY	0.00
142 L 21351	000 440 00000	000	HORACE MANN ANNUITY	0.00
142 L 21351	000 580 00000	000	HORACE MANN ANNUITY	0.00
				<hr/>
142 L 21351	---	---	-----	0.00
142 L 21353	000 000 00000	000		0.00
142 L 21353	000 010 00000	000	DAVIS VISION	0.00
142 L 21353	000 100 00000	000	DAVIS VISION	743.65CR
142 L 21353	000 160 00000	000	DAVIS VISION	0.00
142 L 21353	000 200 00000	000	DAVIS VISION	45.30CR
142 L 21353	000 440 00000	000	DAVIS VISION	54.36CR
142 L 21353	000 580 00000	000	DAVIS VISION	0.00
142 L 21353	000 800 00000	000	DAVIS VISION	0.00
142 L 21353	000 900 00000	000	DAVIS VISION	799.25CR
142 L 21353	000 937 00000	000		0.00
				<hr/>
142 L 21353	---	---	-----	1,642.56CR
142 L 21354	000 000 00000	000	ONE AMERICA	0.00
142 L 21354	000 100 00000	000	ONE AMERICA	0.00
142 L 21354	000 160 00000	000	ONE AMERICA	0.00
142 L 21354	000 200 00000	000	ONE AMERICA	0.00
142 L 21354	000 440 00000	000	ONE AMERICA	0.00
142 L 21354	000 580 00000	000	ONE AMERICA	0.00
142 L 21354	000 800 00000	000	ONE AMERICA	0.00
142 L 21354	000 891 00000	000	ONE AMERICA	0.00
142 L 21354	000 900 00000	000	ONE AMERICA	17.46CR
142 L 21354	000 901 00000	000	ARP IDEA PART B	0.00
142 L 21354	000 910 00000	000	ONE AMERICA	0.00
142 L 21354	000 937 00000	000		0.00
				<hr/>
142 L 21354	---	---	-----	17.46CR
142 L 21356	000 100 00000	000	TRUSTMARK	0.00
142 L 21356	000 160 00000	000	TRUSTMARK	0.00
142 L 21356	000 200 00000	000	TRUSTMARK	0.00
142 L 21356	000 900 00000	000	TRUSTMARK	15.92CR
				<hr/>
142 L 21356	---	---	-----	15.92CR
142 L 21357	000 100 00000	000	MODERN WOODMEN INS PAYABL	0.00
				<hr/>
142 L 21357	---	---	-----	0.00
142 L 21358	000 100 00000	000	HYBRID TAXED CONTRIBUTION	0.00
142 L 21358	000 890 00000	000		0.00
142 L 21358	000 896 00000	000	HYBRID TAXED CONTRIBUTION	10.00
142 L 21358	000 898 00000	000		0.00
142 L 21358	000 934 00000	000	HYBRID TAXED CONTRIBUTION	0.00

Fnd T Acct	Obj Prj Loc	Prg	Account Level Description	Amount
L			Liability	
142 L 21358 000 935 00000 000			HYBRID TAXED CONTRIBUTION	0.00
142 L 21358 000 937 00000 000			HYBRID TAXED CONTRIBUTION	0.00
142 L 21358 --- --- ----- ---				10.00
142 L 21359 000 000 00000 000			HYBRID PRETAXED CONTRIBUTION	0.00
142 L 21359 000 010 00000 000				0.00
142 L 21359 000 100 00000 000			HYBRID PRETAXED CONTRIBUTION	9.57CR
142 L 21359 000 200 00000 000			HYBRID PRETAXED CONTRIBUTION	0.00
142 L 21359 000 440 00000 000			HYBRID PRETAXED CONTRIBUTION	0.00
142 L 21359 000 720 00000 000				0.00
142 L 21359 000 890 00000 000				0.00
142 L 21359 000 891 00000 000			HYBRID PRETAXED CONTRIBUTION	0.00
142 L 21359 000 896 00000 000				23.64
142 L 21359 000 898 00000 000				0.00
142 L 21359 000 900 00000 000			HYBRID PRETAXED CONTRIBUTION	10.12
142 L 21359 000 901 00000 000				0.00
142 L 21359 000 930 00000 000				0.00
142 L 21359 000 931 00000 000				0.00
142 L 21359 000 934 00000 000				0.00
142 L 21359 000 935 00000 000				0.00
142 L 21359 000 937 00000 000				0.00
142 L 21359 000 938 00000 000				0.00
142 L 21359 000 940 00000 000				0.00
142 L 21359 --- --- ----- ---				24.19
142 L 21360 000 100 00000 000			GARNISHMENTS AND LEVIES	2,181.76CR
142 L 21360 000 900 00000 000			GARNISHMENTS AND LEVIES	373.70
142 L 21360 000 934 00000 000				0.00
142 L 21360 000 935 00000 000				0.00
142 L 21360 --- --- ----- ---				1,808.06CR
142 L 21362 000 000 00000 000				0.00
142 L 21362 000 100 00000 000			USABLE LIFE INS	0.00
142 L 21362 000 200 00000 000			USABLE LIFE INS	0.00
142 L 21362 000 580 00000 000			USABLE LIFE INS	0.00
142 L 21362 000 800 00000 000			USABLE Life	0.00
142 L 21362 000 900 00000 000			USABLE LIFE INS	0.00
142 L 21362 000 910 00000 000			USABLE LIFE INS	0.00
142 L 21362 201 000 00000 000				0.00
142 L 21362 201 100 00000 000			SOCIAL SECURITY	0.00
142 L 21362 201 200 00000 000			SOCIAL SECURITY	0.00
142 L 21362 201 900 00000 000			SOCIAL SECURITY	0.00
142 L 21362 201 910 00000 000			SOCIAL SECURITY	0.00
142 L 21362 204 000 00000 000				0.00
142 L 21362 204 100 00000 000			STATE RETIREMENT	0.00
142 L 21362 204 200 00000 000			STATE RETIREMENT	0.00
142 L 21362 204 900 00000 000			STATE RETIREMENT	0.00
142 L 21362 204 910 00000 000			STATE RETIREMENT	0.00
142 L 21362 207 000 00000 000				0.00
142 L 21362 207 100 00000 000			MEDICAL INSURANCE	0.00
142 L 21362 207 160 00000 000			MEDICAL INSURANCE	0.00
142 L 21362 207 200 00000 000			MEDICAL INSURANCE	0.00
142 L 21362 207 900 00000 000			MEDICAL INSURANCE	0.00
142 L 21362 207 910 00000 000			MEDICAL INSURANCE	0.00
142 L 21362 212 000 00000 000				0.00

Fnd T Acct	Obj Prj Loc	Prg	Account Level Description	Amount
L			Liability	
142 L 21362	212 100	00000 000	MEDICARE	0.00
142 L 21362	212 200	00000 000	MEDICARE	0.00
142 L 21362	212 900	00000 000	MEDICARE	0.00
142 L 21362	212 910	00000 000	MEDICARE	0.00
<hr/>				
142 L 21362	---	---	-----	0.00
142 L 21365	000 010	00000 000		0.00
142 L 21365	000 100	00000 000	WAGWORKS	0.00
142 L 21365	000 200	00000 000	WAGWORKS	0.00
142 L 21365	000 580	00000 000	WAGWORKS	0.00
142 L 21365	000 900	00000 000	WAGWORKS	0.00
142 L 21365	000 912	00000 000		0.00
<hr/>				
142 L 21365	---	---	-----	0.00
142 L 21366	000 100	00000 000		0.00
142 L 21366	000 200	00000 000		0.00
142 L 21366	000 900	00000 000	LSW/VALUE TEACH	0.00
142 L 21366	000 937	00000 000		0.00
<hr/>				
142 L 21366	---	---	-----	0.00
142 L 21370	000 010	00000 000	AIG RETIREMENT (VALIC)	0.00
142 L 21370	000 100	00000 000	AIG RETIREMENT (VALIC)	0.00
142 L 21370	000 200	00000 000	AIG RETIREMENT (VALIC)	0.00
142 L 21370	000 440	00000 000	AIG RETIREMENT (VALIC)	0.00
<hr/>				
142 L 21370	---	---	-----	0.00
142 L 21380	000 010	00000 000	CREDIT UNION DEDUCTION	0.00
142 L 21380	000 100	00000 000	CREDIT UNION DEDUCTION	0.00
142 L 21380	000 580	00000 000	CREDIT UNION DEDUCTION	0.00
<hr/>				
142 L 21380	---	---	-----	0.00
142 L 21390	000 010	00000 000	NEA TEA WCEA DUES	0.00
142 L 21390	000 100	00000 000	NEA TEA WCEA DUES	0.00
142 L 21390	000 200	00000 000	NEA TEA WCEA DUES	0.00
142 L 21390	000 580	00000 000	NEA TEA WCEA DUES	0.00
142 L 21390	000 900	00000 000	NEA TEA WCEA DUES	0.00
<hr/>				
142 L 21390	---	---	-----	0.00
142 L 21392	000 900	00000 000		0.00
<hr/>				
142 L 21392	---	---	-----	0.00
142 L 21500	000 000	00000 000		0.00
142 L 21500	000 010	00000 000	DUE TO OTHER FUNDS	0.00
142 L 21500	000 100	00000 000	DUE TO OTHER FUNDS	0.00
142 L 21500	000 160	00000 000	DUE TO OTHER FUNDS	0.00
142 L 21500	000 200	00000 000	DUE TO OTHER FUNDS	0.00
142 L 21500	000 300	00000 000	DUE TO OTHER FUNDS	0.00
142 L 21500	000 440	00000 000	DUE TO OTHER FUNDS	0.00
142 L 21500	000 720	00000 000	DUE TO OTHER FUNDS	0.00
142 L 21500	000 800	00000 000	DUE TO OTHER FUNDS	0.00
142 L 21500	000 891	00000 000	DUE TO OTHER FUNDS	0.00
142 L 21500	000 892	00000 000	DUE TO OTHER FUNDS	0.00
142 L 21500	000 894	00000 000	DUE TO OTHER FUNDS	0.00
142 L 21500	000 896	00000 000	Due To Other Funds	0.00
142 L 21500	000 900	00000 000	DUE TO OTHER FUNDS	0.00

Fnd T Acct	Obj Prj Loc	Prg	Account Level Description	Amount
L			Liability	
142 L 21500 000 901 00000 000			DUE TO OTHER FUNDS	0.00
142 L 21500 000 910 00000 000			DUE TO OTHER FUNDS	0.00
142 L 21500 000 934 00000 000			DUE TO OTHER FUNDS	0.00
142 L 21500 000 935 00000 000			DUE TO OTHER FUNDS	0.00
142 L 21500 000 938 00000 000			BEST FOR ALL DISTRICT GRANT	0.00
142 L 21500 000 940 00000 000			Due To Other Funds	0.00
				<hr/>
142 L 21500 --- --- ----- ---				0.00
142 L 21530 000 000 00000 000			DUE TO STATE OF TENNESSEE	0.00
142 L 21530 000 010 00000 000			DUE TO STATE OF TENNESSEE	0.00
142 L 21530 000 200 00000 000			DUE TO STATE OF TENNESSEE	0.00
142 L 21530 000 800 00000 000			DUE TO STATE OF TN	0.00
142 L 21530 000 892 00000 000			Due to State of Tennessee	0.00
142 L 21530 000 900 00000 000			DUE TO STATE OF TENNESSEE	0.00
				<hr/>
142 L 21530 --- --- ----- ---				0.00
142 L 21535 000 100 00000 000			DAVIS VISION	0.00
				<hr/>
142 L 21535 --- --- ----- ---				0.00
142 L 21900 000 000 00000 000				0.00
142 L 21900 000 010 00000 000			OTHER CURRENT LIABILITIES	0.00
142 L 21900 000 100 00000 000			OTHER CURRENT LIABILITIES	0.00
142 L 21900 000 160 00000 000			OTHER CURRENT LIABILITIES	0.00
142 L 21900 000 200 00000 000			OTHER CURRENT LIABILITIES	0.00
142 L 21900 000 440 00000 000			OTHER CURRENT LIABILITIES	0.00
142 L 21900 000 720 00000 000				0.00
142 L 21900 000 800 00000 000			OTHER CURRENT LIABILITIES	0.00
142 L 21900 000 890 00000 000				0.00
142 L 21900 000 891 00000 000			OTHER CURRENT LIABILITIES	0.00
142 L 21900 000 894 00000 000			OTHER CURRENT LIABILITIES	0.00
142 L 21900 000 895 00000 000			OTHER CURRENT LIABILITIES	0.00
142 L 21900 000 896 00000 000			OTHER CURRENT LIABILITIES	0.00
142 L 21900 000 898 00000 000				0.00
142 L 21900 000 900 00000 000			OTHER CURRENT LIABILITIES	0.00
142 L 21900 000 901 00000 000				0.00
142 L 21900 000 910 00000 000			OTHER CURRENT LIABILITIES	0.00
142 L 21900 000 912 00000 000				0.00
142 L 21900 000 930 00000 000				0.00
142 L 21900 000 931 00000 000				0.00
142 L 21900 000 934 00000 000				0.00
142 L 21900 000 935 00000 000				0.00
142 L 21900 000 937 00000 000				0.00
142 L 21900 000 938 00000 000				0.00
142 L 21900 000 940 00000 000				0.00
142 L 21900 000 950 00000 000				0.00
				<hr/>
142 L 21900 --- --- ----- ---				0.00
				<hr/>
142 L ----- --- --- ----- ---				11,060.87CR
				=====

Fnd T Acct	Obj Prj Loc	Prg	Account Level Description	Amount
Q			Equity	
142 Q	34100 000 800 00000 000		PO PAYABLE	0.00
142 Q	34100 --- --- ----- ---			0.00
142 Q	34110 000 000 00000 000		PURCHASE ORDER PAYABLE	0.00
142 Q	34110 000 100 00000 000		PURCHASE ORDER PAYABLE	0.00
142 Q	34110 000 160 00000 000		PURCHASE ORDER PAYABLE	0.00
142 Q	34110 000 200 00000 000		PURCHASE ORDER PAYABLE	0.00
142 Q	34110 000 440 00000 000		PURCHASE ORDER PAYABLE	0.00
142 Q	34110 000 800 00000 000		PURCHASE ORDER PAYABLE	0.00
142 Q	34110 000 891 00000 000		PURCHASE ORDER PAYABLE	0.00
142 Q	34110 000 892 00000 000		PURCHASE ORDER PAYABLE	0.00
142 Q	34110 000 893 00000 000		PURCHASE ORDER PAYABLE	0.00
142 Q	34110 --- --- ----- ---			0.00
142 Q	34111 000 000 00000 000			0.00
142 Q	34111 --- --- ----- ---			0.00
142 Q	34120 000 000 00000 000			0.00
142 Q	34120 --- --- ----- ---			0.00
142 Q	34555 000 010 00000 000		RESTRICTED FOR ED.-CARRY FORW	0.00
142 Q	34555 000 100 00000 000		RESTRICTED FOR ED.-CARRY FORW	0.00
142 Q	34555 000 901 00000 000		RESTRICTED FOR ED.-CARRY FORW	0.00
142 Q	34555 000 937 00000 000		RESTRICTED FOR ED.-CARRY FORW	0.00
142 Q	34555 --- --- ----- ---			0.00
142 Q	39000 000 000 00000 000			1,488,393.77CR
142 Q	39000 000 010 00000 000		REV EXP SUMMARY FLOW THROUGH	0.00
142 Q	39000 000 100 00000 000		REV EXP SUMMARY FLOW THROUGH	4,937.14
142 Q	39000 000 101 00000 000			0.00
142 Q	39000 000 160 00000 000		REV EXP SUMMARY FLOW THROUGH	0.00
142 Q	39000 000 171 00000 000			0.00
142 Q	39000 000 172 00000 000			0.00
142 Q	39000 000 200 00000 000		REV EXP SUMMARY FLOW THROUGH	0.00
142 Q	39000 000 440 00000 000		REV EXP SUMMARY FLOW THROUGH	0.00
142 Q	39000 000 700 00000 000			0.00
142 Q	39000 000 705 00000 000			0.00
142 Q	39000 000 720 00000 000			0.00
142 Q	39000 000 800 00000 000		REV EXP SUMMARY FLOW THROUGH	15,817.69
142 Q	39000 000 801 00000 000		REV EXP SUMMARY FLOW THROUGH	0.00
142 Q	39000 000 802 00000 000			0.00
142 Q	39000 000 803 00000 000			0.00
142 Q	39000 000 890 00000 000			0.00
142 Q	39000 000 891 00000 000		REV EXP SUMMARY FLOW THROUGH	0.00
142 Q	39000 000 892 00000 000		REV EXP SUMMARY FLOW THROUGH	0.00
142 Q	39000 000 893 00000 000		REV EXP SUMMARY FLOW THROUGH	0.00
142 Q	39000 000 894 00000 000		REV EXP SUMMARY FLOW THROUGH	0.00
142 Q	39000 000 895 00000 000		REV EXP SUMMARY FLOW THROUGH	0.00
142 Q	39000 000 896 00000 000		REV EXP SUMMARY FLOW THROUGH	64,801.37
142 Q	39000 000 897 00000 000			0.00
142 Q	39000 000 898 00000 000			6,365.66
142 Q	39000 000 899 00000 000			0.00
142 Q	39000 000 900 00000 000		REV EXP SUMMARY FLOW THROUGH	23,768.99
142 Q	39000 000 901 00000 000			0.00
142 Q	39000 000 910 00000 000		REV EXP SUMMARY FLOW THROUGH	0.00

Account Level						Amount		
Fnd	T	Acct	Obj	Prj	Loc	Prg	Description	
Q							Equity	
142	Q	39000	000	911	00000	000		0.00
142	Q	39000	000	912	00000	000		2,345.06
142	Q	39000	000	930	00000	000		0.00
142	Q	39000	000	931	00000	000		0.00
142	Q	39000	000	932	00000	000		0.00
142	Q	39000	000	933	00000	000		0.00
142	Q	39000	000	934	00000	000		0.00
142	Q	39000	000	935	00000	000		0.00
142	Q	39000	000	936	00000	000		0.00
142	Q	39000	000	937	00000	000		0.00
142	Q	39000	000	938	00000	000		0.00
142	Q	39000	000	939	00000	000		0.00
142	Q	39000	000	940	00000	000		0.00
142	Q	39000	000	941	00000	000		0.00
142	Q	39000	000	950	00000	000		0.00
142	Q	39000	000	951	00000	000		0.00
142	Q	39000	000	952	00000	000		0.00
142	Q	39000	000	953	00000	000		0.00
142	Q	39000	---	---	-----	---		1,370,357.86CR
142	Q	-----	---	---	-----	---		1,370,357.86CR
								=====
Grand Asset Totals								1,381,418.73
Grand Liability Totals								11,060.87CR
Grand Equity Totals								1,370,357.86CR
Grand Totals								0.00

Number of Accounts: 624

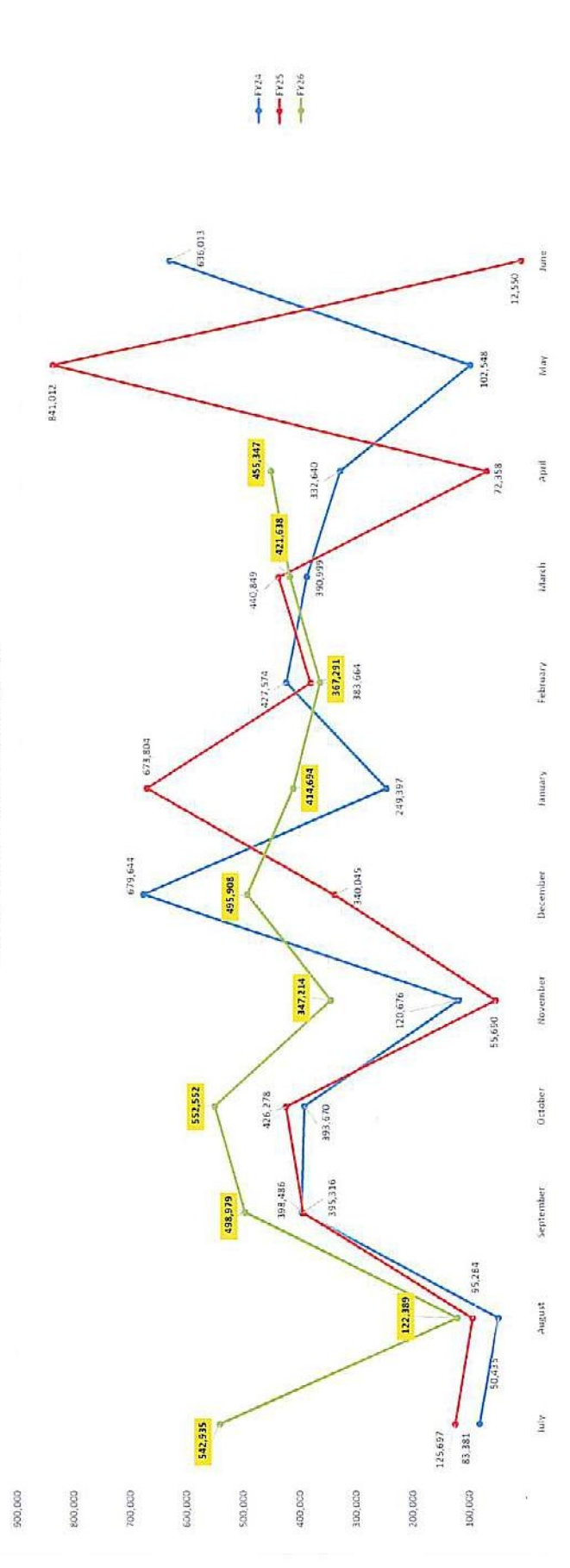
***** End of report *****

Revenue Comparison

	July	August	September	October	November	December	January	February	March	April	May	June	Totals: April 2026
FY21	180,856	137,392	4,635	279,041	290,918	265,988	316,656	273,936	253,342	383,828	476,272	261,460	2,381,592
FY22	188	238,593	43,480	465,326	869,463	545,619	349,424	478,400	550,353	730,850	573,429	468,239	4,271,696
FY23	136,432	10,497	364,883	395,361	288,979	140,146	488,928	430,937	384,305	577,919	273,278	569,779	3,218,388
FY24	83,381	50,435	398,486	393,670	120,676	679,644	249,397	427,574	390,999	332,640	102,548	636,013	3,126,903
FY25	125,697	95,284	395,316	426,278	55,690	340,045	673,804	383,664	440,849	73,358	841,012	17,550	3,008,984
FY26	542,935	122,389	498,979	552,552	347,214	495,908	414,694	367,291	421,638	455,347			4,218,947
Net Change PY	417,238	27,105	103,662	126,274	291,525	155,863	(259,110)	(16,373)	(19,211)	382,989			1,209,963

PY % Change	40%
Less Revenue Accruals	733,759
Revenue Increase %	24.39%

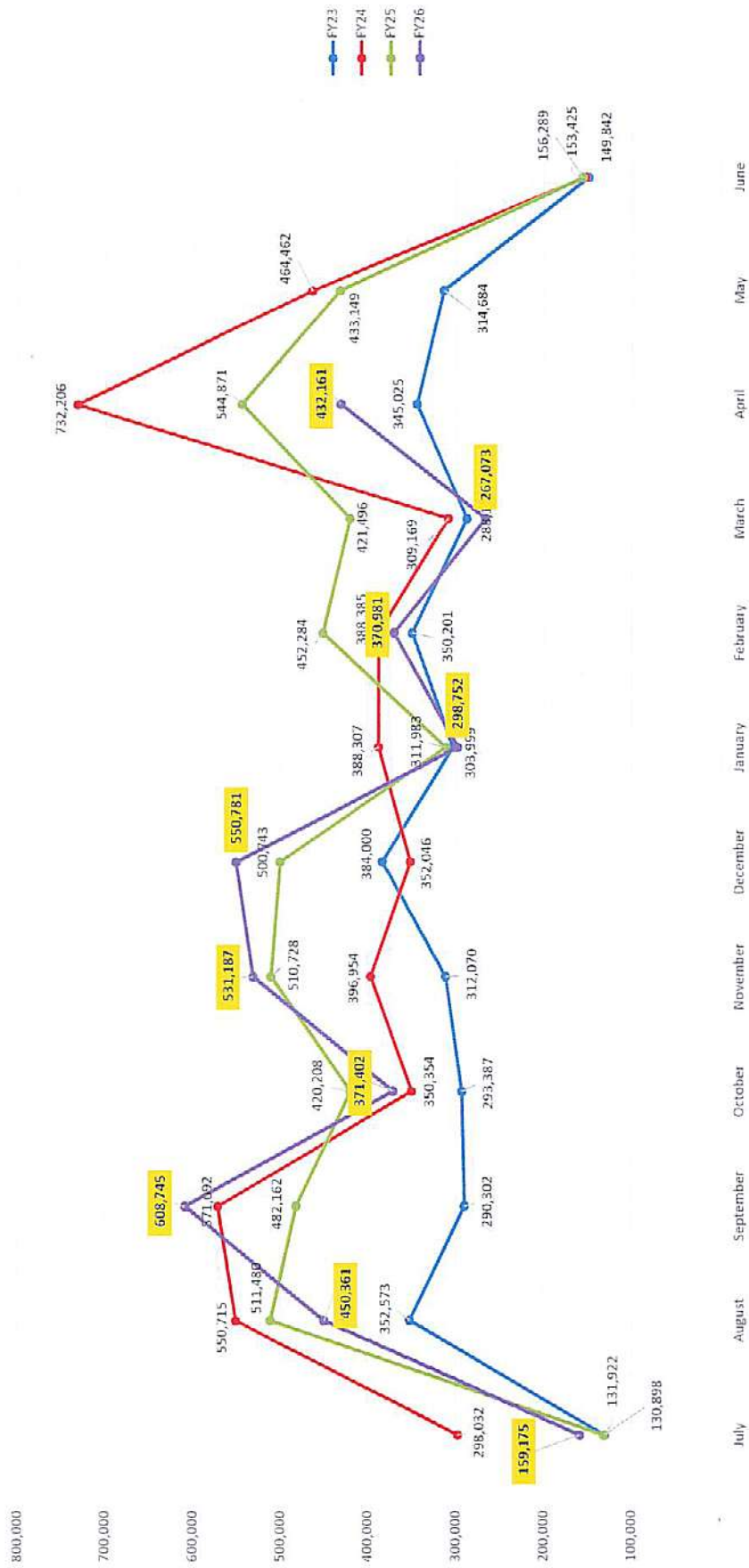
Dietary Revenue Trends FY23 Through FY26



Expense Comparison

	July	August	September	October	November	December	January	February	March	April	May	June	Totals-April 2026
FY21	93,828	112,838	241,872	266,192	231,469	252,797	179,196	284,385	296,002	269,623	305,248	192,600	2,228,202
FY22	131,701	354,264	364,824	275,956	485,607	331,587	279,428	335,685	441,659	282,188	495,212	211,252	3,282,899
FY23	130,898	352,573	290,302	293,387	312,070	384,000	303,999	350,201	288,185	345,025	314,684	149,842	3,050,641
FY24	298,032	550,715	571,092	350,354	396,954	352,046	388,307	388,385	309,169	732,206	464,462	153,425	4,337,260
FY25	131,922	511,480	482,162	420,208	510,728	500,743	311,983	452,284	421,496	544,871	433,149	156,289	4,287,878
FY26	159,175	450,361	608,745	371,402	531,187	550,781	298,752	370,981	267,073	432,161			4,040,621
Net Change PY	27,253	(61,119)	126,583	(48,806)	20,459	50,038	(13,230)	(81,303)	(154,423)	(112,710)			(247,258)
													PY% Change
													-5.77%

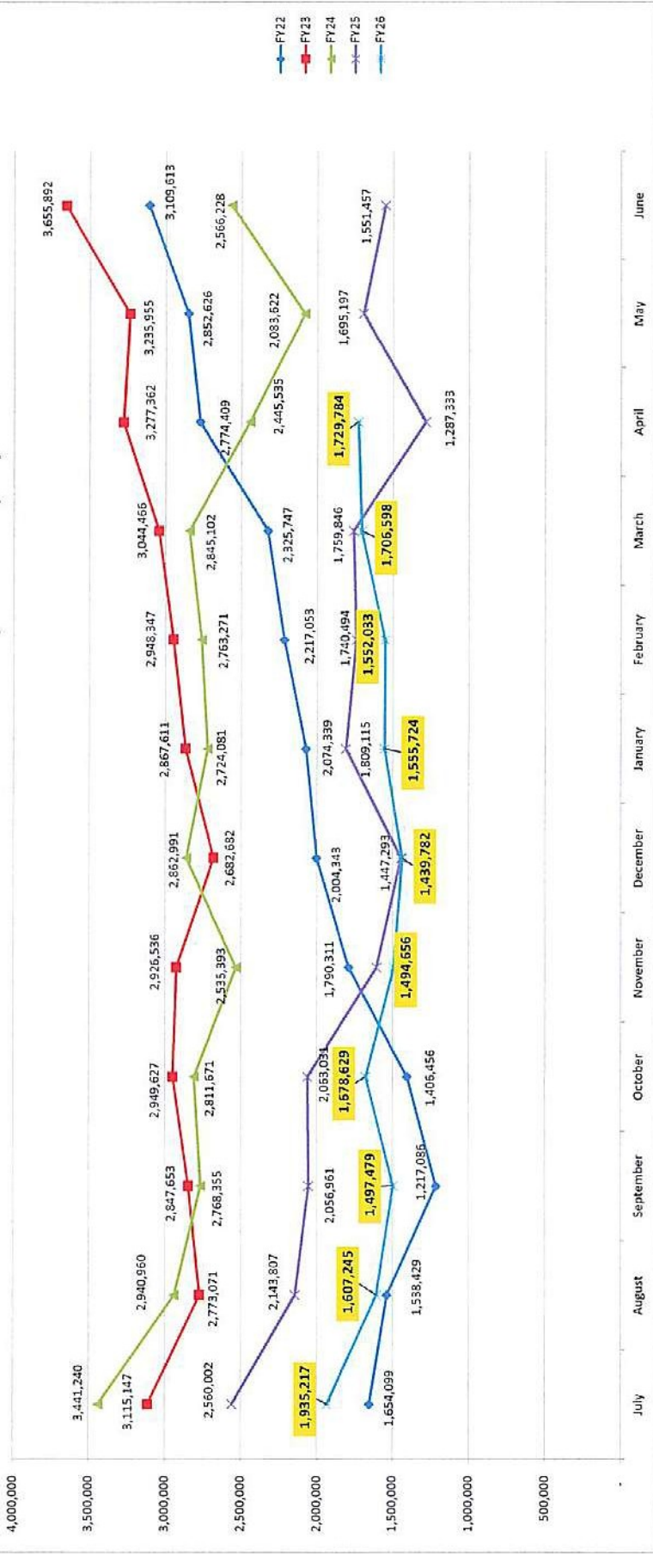
Dietary Expense Trends FY23 through FY26



Unreconciled Dietary Fund Balance Tracking

	July	August	September	October	November	December	January	February	March	April	May	June
FY17	6,202	[380]	87,719	[66,833]	[96,404]	[260,230]	[170,632]	[67,070]	[94,864]	[76,733]	[74,830]	84,303
FY18	81,487	10,761	28,355	23,814	82,977	36,830	147,998	48,470	185,611	215,506	186,942	312,172
FY19	311,869	220,005	227,069	112,592	210,288	207,552	396,827	448,818	501,337	620,464	695,028	770,132
FY20	816,142	703,889	732,436	562,564	856,627	839,293	953,189	976,954	945,748	723,166	1,157,314	1,392,339
FY21	1,479,368	1,498,922	1,261,684	1,274,533	1,333,983	1,347,174	1,484,634	1,474,184	1,431,524	1,545,728	1,716,753	1,785,613
FY22	1,654,099	1,538,429	1,217,086	1,406,456	1,750,311	2,004,343	2,074,339	2,217,053	2,325,747	2,774,409	2,852,626	3,109,613
FY23	3,115,147	2,773,071	2,847,653	2,949,627	2,926,536	2,682,682	2,867,611	2,948,347	3,044,466	3,277,362	3,235,955	3,109,613
FY24	3,441,240	2,940,960	2,768,355	2,811,671	2,535,393	2,724,081	2,763,271	2,845,102	2,445,535	2,083,622	2,083,622	2,566,228
FY25	2,560,002	2,143,807	2,056,961	1,790,311	2,004,343	2,074,339	1,740,094	1,759,846	1,759,846	1,729,784	1,695,197	1,551,457
FY26	1,935,217	1,607,245	1,497,479	1,494,656	1,447,293	1,555,724	1,552,033	1,706,598	1,729,784	1,729,784	1,695,197	1,551,457
Variance From PY	[624,785]	[536,562]	[559,482]	[384,402]	[113,336]	[7,511]	[253,391]	[188,460]	[53,248]	442,450	154,564	23,186
Variance From PM	383,760	[327,972]	[109,766]	181,149	[183,973]	[54,873]	115,941	[3,690]	154,564	23,186		

Dietary Fund Balance Tracking FY22 to FY26 (Trustee's Report)



DBHS Chart of Accounts
L-Accounts are Restricted Accounts
5/24/2026

Account Number						Beginning Balance	Debit Amount	Credit Amount	Ending Balance	S	Account Level Description
Fnd	T Acct	Obj	Prj	Loc	Prg						
145	A	00000	000	000	15000	100	\$ 746,069.63	\$ 697,233.70	\$ 637,090.50	\$ 806,212.83	CASH IN BANK - CHECKING

Account Number						Beginning Balance	Debit Amount	Credit Amount	Ending Balance	S	Account Level Description
Fnd	T Acct	Obj	Prj	Loc	Prg						
145	L	00000	000	000	15000	800	\$ (97.75)	\$ -	\$ -	\$ (97.75)	ACADEMIC TEAM
145	L	00000	000	000	15000	200	\$ 0.33	\$ -	\$ -	\$ 0.33	ACCOUNTS PAYABLE
145	L	00000	000	000	15000	900	\$ (191.44)	\$ 1,091.83	\$ 2,217.24	\$ (1,316.85)	ADMINISTRATIVE
145	L	00000	000	000	15000	803	\$ (10,344.03)	\$ -	\$ 4,800.00	\$ (15,144.03)	ART
145	L	00000	000	000	15000	616	\$ (110.00)	\$ -	\$ -	\$ (110.00)	ATHLETIC EQUIPMENT
145	L	00000	000	000	15000	602	\$ -	\$ -	\$ -	\$ -	ATHLETIC RESERVE
145	L	00000	000	000	15000	620	\$ (2,222.78)	\$ 12,913.94	\$ 12,675.58	\$ (1,984.42)	ATHLETICS - MIDDLE SCHOOL
145	L	00000	000	000	15000	601	\$ -	\$ -	\$ -	\$ -	ATHLETICS - OTHER
145	L	00000	000	000	15000	617	\$ (3,946.66)	\$ 1,098.00	\$ 14,300.00	\$ (17,148.66)	ATHLETICS - SP/RESERVE
145	L	00000	000	000	15000	614	\$ (3,835.52)	\$ 4,277.52	\$ 2,717.52	\$ (2,275.52)	ATHLETICS - TRAINING ROOM
145	L	00000	000	000	15000	615	\$ (720.35)	\$ -	\$ -	\$ (720.35)	ATHLETICS - WEIGHT ROOM
145	L	00000	000	000	15000	600	\$ (17,944.29)	\$ 221,685.55	\$ 214,143.22	\$ (10,401.96)	ATHLETICS-GENERAL
145	L	00000	000	000	15000	914	\$ -	\$ 5,431.97	\$ 11,990.86	\$ (6,558.89)	BAND
145	L	00000	000	000	15000	604	\$ (7,955.29)	\$ 19,688.22	\$ 25,063.22	\$ (13,330.29)	BASEBALL
145	L	00000	001	000	15000	605	\$ (3,861.79)	\$ 28,584.86	\$ 41,145.84	\$ (16,422.77)	BASKETBALL - BOYS
145	L	00000	002	000	15000	605	\$ (7,355.58)	\$ 18,850.22	\$ 30,076.14	\$ (18,581.50)	BASKETBALL - GIRLS
145	L	00000	000	000	15000	807	\$ (438.35)	\$ 3,464.78	\$ 3,464.00	\$ (437.57)	BETA CLUB
145	L	00000	001	000	15000	915	\$ -	\$ -	\$ -	\$ -	BIOLOGY
145	L	00000	001	000	15000	916	\$ (64.45)	\$ -	\$ -	\$ (64.45)	BIOLOGY - BARR
145	L	00000	000	000	15000	734	\$ (116.25)	\$ -	\$ -	\$ (116.25)	BIOLOGY - CARR
145	L	00000	001	000	15000	917	\$ (923.47)	\$ -	\$ -	\$ (923.47)	BIOLOGY - FEATHERS
145	L	00000	002	000	15000	916	\$ -	\$ -	\$ -	\$ -	BIOLOGY - KIERNAN
145	L	00000	000	000	15000	735	\$ (482.07)	\$ 93.74	\$ 15.00	\$ (403.33)	BIOLOGY - KRTAUSCH
145	L	00000	000	000	15000	603	\$ (12,089.58)	\$ 32,817.62	\$ 37,875.88	\$ (17,147.84)	BLAZER ATHLETIC SUPPORT
145	L	00000	000	000	15000	970	\$ (136.64)	\$ -	\$ -	\$ (136.64)	BOARD ALLOCATION - ATTENDANCE
145	L	00000	000	000	15000	971	\$ -	\$ -	\$ -	\$ -	BOARD ALLOCATION - COPIER
145	L	00000	000	000	15000	972	\$ (3.00)	\$ -	\$ -	\$ (3.00)	BOARD ALLOCATION - MATERIALS
145	L	00000	000	000	15000	919	\$ (2,054.36)	\$ 126.00	\$ -	\$ (1,928.36)	BUILDING TRADES
145	L	00000	000	000	15000	606	\$ (9,953.03)	\$ 14,122.92	\$ 13,700.60	\$ (9,530.71)	CHEERLEADING
145	L	00000	001	000	15000	921	\$ (29.67)	\$ -	\$ -	\$ (29.67)	CHEMISTRY - CARR
145	L	00000	002	000	15000	921	\$ (236.60)	\$ -	\$ -	\$ (236.60)	CHEMISTRY - CARR
145	L	00000	000	000	15000	733	\$ (14.76)	\$ -	\$ -	\$ (14.76)	CHEMISTRY - KELLEY
145	L	00000	000	000	15000	825	\$ (1,173.00)	\$ -	\$ -	\$ (1,173.00)	CHIC FIL A ACADEMY
145	L	00000	000	000	15000	923	\$ (17,222.65)	\$ 21,161.88	\$ 10,107.00	\$ (6,167.77)	CHORUS
145	L	00000	000	000	15000	924	\$ (2,019.31)	\$ 11,803.07	\$ 14,065.00	\$ (4,281.24)	CIVIL WAR HISTORY
145	L	00000	000	000	15000	716	\$ (2,530.26)	\$ 13,255.07	\$ 10,939.00	\$ (214.19)	CLASS OF 2026
145	L	00000	000	000	15000	721	\$ (225.00)	\$ 9,397.20	\$ 13,335.00	\$ (4,162.80)	CLASS OF 2027
145	L	00000	000	000	15000	736	\$ (444.83)	\$ -	\$ -	\$ (444.83)	COMMUNICATIONS TECHNOLOGY
145	L	00000	000	000	15000	928	\$ (1,058.00)	\$ 50.00	\$ 310.00	\$ (1,318.00)	COSMETOLOGY
145	L	00000	000	000	15000	619	\$ (1,241.53)	\$ 600.00	\$ 1,570.00	\$ (2,211.53)	CROSS COUNTRY & TRACK
145	L	00000	000	000	15000	840	\$ (482.49)	\$ 3,579.60	\$ 3,159.50	\$ (62.39)	DANCE TEAM
145	L	00000	000	000	15000	940	\$ -	\$ -	\$ 471.00	\$ (471.00)	DIGITAL ARTS
145	L	00000	000	000	15000	929	\$ (12.93)	\$ -	\$ -	\$ (12.93)	DIVERSIFIED TECHNOLOGY
145	L	00000	000	000	15000	930	\$ (1,293.82)	\$ -	\$ 49.00	\$ (1,342.82)	DRAFTING
145	L	00000	000	000	15000	814	\$ (1,378.16)	\$ 3,661.44	\$ 6,422.00	\$ (4,138.72)	DRAMA -PLAYWRITING
145	L	00000	000	000	15000	931	\$ -	\$ -	\$ -	\$ -	DRIVERS EDUCATION
145	L	00000	000	000	15000	932	\$ (563.53)	\$ -	\$ -	\$ (563.53)	ECOLOGY
145	L	00000	000	000	15000	801	\$ (507.46)	\$ 476.00	\$ 150.00	\$ (181.46)	EDUCATORS RISING
145	L	00000	000	000	15000	933	\$ (358.71)	\$ 226.00	\$ -	\$ (132.71)	ELECTRICITY
145	L	00000	000	000	15000	710	\$ (691.39)	\$ -	\$ -	\$ (691.39)	ENGLISH
145	L	00000	000	000	15000	709	\$ (90.00)	\$ -	\$ -	\$ (90.00)	ENGLISH - CLARK
145	L	00000	000	000	15000	934	\$ (349.72)	\$ -	\$ -	\$ (349.72)	ENGLISH-709
145	L	00000	000	000	15000	737	\$ (148.36)	\$ -	\$ -	\$ (148.36)	ENVIRONMENTAL SCIENCE
145	L	00000	000	000	15000	969	\$ -	\$ -	\$ -	\$ -	EPIC
145	L	00000	000	000	15000	908	\$ (211.49)	\$ -	\$ -	\$ (211.49)	EPSO Grant
145	L	00000	000	000	15000	958	\$ (143.10)	\$ 421.98	\$ 411.29	\$ (132.41)	FACULTY FUND
145	L	00000	000	000	15000	935	\$ (79.10)	\$ 4,173.63	\$ 5,833.63	\$ (1,739.10)	FAMILY AND CONSUMER SCIENCE

145 L 00000 000 000 15000 936	\$	(645.62)	\$	-	\$	-	\$	(645.62)	FARM ACCOUNT/SHOW TEAMS
145 L 00000 000 000 15000 817	\$	(927.15)	\$	1,305.11	\$	888.00	\$	(510.04)	FCA
145 L 00000 000 000 15000 720	\$	(1,125.88)	\$	-	\$	-	\$	(1,125.88)	FCCLA II - SERVICE PROJECTS
145 L 00000 000 000 15000 819	\$	(11,508.00)	\$	15,036.37	\$	13,373.03	\$	(9,844.66)	FFA
145 L 00000 000 000 15000 821	\$	(205.40)	\$	-	\$	-	\$	(205.40)	FISHING CLUB
145 L 00000 000 000 15000 607	\$	(566.50)	\$	-	\$	-	\$	(566.50)	FOOTBALL
145 L 00000 000 000 15000 822	\$	(201.00)	\$	78.55	\$	-	\$	(122.45)	FRENCH CLUB
145 L 00000 000 000 15000 939	\$	(90.73)	\$	-	\$	-	\$	(90.73)	GEOLOGY
145 L 00000 000 000 15000 621	\$	(3,701.94)	\$	5,095.83	\$	5,445.51	\$	(4,051.62)	GIRLS SOCCER
145 L 00000 000 000 15000 818	\$	(590.38)	\$	-	\$	-	\$	(590.38)	GO-CART
145 L 00000 000 000 15000 608	\$	(12,909.53)	\$	12,371.64	\$	16,380.00	\$	(16,917.89)	GOLF
145 L 00000 000 000 15000 907	\$	(1.00)	\$	-	\$	-	\$	(1.00)	GRAD GIVES
145 L 00000 000 000 15000 906	\$	(12,200.46)	\$	802.80	\$	1,500.00	\$	(12,897.66)	GUIDANCE
145 L 00000 000 000 15000 943	\$	(19,500.38)	\$	5,042.23	\$	11,480.50	\$	(25,938.65)	HORTICULTURE
145 L 00000 000 000 15000 712	\$	(900.00)	\$	170.00	\$	100.00	\$	(830.00)	HOSA- HANNAH'S GRACE
145 L 00000 000 000 15000 826	\$	(1,840.50)	\$	23,563.87	\$	25,983.72	\$	(4,260.35)	HOSA II
145 L 00000 000 000 15000 920	\$	(40.00)	\$	-	\$	500.00	\$	(540.00)	HVAC
145 L 00000 000 000 15000 944	\$	-	\$	-	\$	-	\$	-	INFORMATION TECHNOLOGY
145 L 00000 000 000 15000 827	\$	(1,552.75)	\$	-	\$	-	\$	(1,552.75)	INTERNATIONAL CLUB
145 L 00000 001 000 15000 946	\$	(108,304.25)	\$	25,410.09	\$	62,340.77	\$	(145,234.93)	JROTC - MISCELLANEOUS
145 L 00000 002 000 15000 946	\$	-	\$	-	\$	-	\$	-	JROTC - OFFICERS
145 L 00000 005 000 15000 903	\$	(48.82)	\$	-	\$	-	\$	(48.82)	JROTC GRANT
145 L 00000 000 000 15000 828	\$	(537.38)	\$	3,854.85	\$	3,551.75	\$	(234.28)	KEY CLUB
145 L 00000 000 000 15000 948	\$	(2,021.33)	\$	-	\$	-	\$	(2,021.33)	KEYBOARDING
145 L 00000 000 000 15000 962	\$	(336.86)	\$	-	\$	30.00	\$	(366.86)	LIBRARY
145 L 00000 000 000 15000 806	\$	(7,526.85)	\$	15,598.47	\$	14,591.91	\$	(6,520.29)	MARKETING EDUCATION
145 L 00000 002 000 15000 950	\$	(474.00)	\$	90.00	\$	-	\$	(384.00)	MATH
145 L 00000 003 000 15000 950	\$	-	\$	-	\$	-	\$	-	MATH
145 L 00000 001 000 15000 950	\$	(52.36)	\$	-	\$	-	\$	(52.36)	MATH - HILL
145 L 00000 000 000 15000 955	\$	(1,687.07)	\$	-	\$	-	\$	(1,687.07)	MERCY / BENEVOLENCE FUND
145 L 00000 000 000 15000 909	\$	(0.93)	\$	-	\$	-	\$	(0.93)	MIDDLE SCHOOL BAND
145 L 00000 000 000 15000 915	\$	-	\$	-	\$	-	\$	-	MIDDLE SCHOOL BAND
145 L 00000 000 000 15000 844	\$	(34.95)	\$	-	\$	-	\$	(34.95)	MULTICULTURAL CLUB
145 L 00000 000 000 15000 832	\$	(1,288.75)	\$	-	\$	-	\$	(1,288.75)	NATIONAL HONOR SOCIETY
145 L 00000 000 000 15000 805	\$	(154.47)	\$	-	\$	-	\$	(154.47)	OUTDOOR ADVENTURE
145 L 00000 001 000 15000 912	\$	(2,627.83)	\$	-	\$	-	\$	(2,627.83)	PAUL KEYS SCHOLARSHIP
145 L 00000 000 000 15000 834	\$	(70.68)	\$	-	\$	-	\$	(70.68)	PEP CLUB
145 L 00000 000 000 15000 835	\$	-	\$	-	\$	-	\$	-	PHOTOGRAPHY CLUB
145 L 00000 001 000 15000 954	\$	(8.57)	\$	-	\$	-	\$	(8.57)	PHYSICAL SCIENCE - JENNINGS
145 L 00000 002 000 15000 954	\$	-	\$	-	\$	-	\$	-	PHYSICAL SCIENCE - RHOTON
145 L 00000 000 000 15000 957	\$	(371.28)	\$	-	\$	-	\$	(371.28)	PHYSICS
145 L 00000 003 000 15000 903	\$	-	\$	-	\$	-	\$	-	QUEST GRANT (RHOTON)
145 L 00000 000 000 15000 986	\$	(699.87)	\$	623.20	\$	624.00	\$	(700.67)	RESOURCE CDC
145 L 00000 000 000 15000 925	\$	-	\$	-	\$	-	\$	-	ROTC RANGE IMPROVEMENT GRANT
145 L 00000 003 000 15000 912	\$	(10,846.82)	\$	124.03	\$	4,300.00	\$	(15,022.79)	ROTC SCHOLARSHIP
145 L 00000 000 000 15000 841	\$	(194.37)	\$	-	\$	-	\$	(194.37)	RURI-TEEN CLUB
145 L 00000 000 000 15000 912	\$	(7,450.00)	\$	-	\$	-	\$	(7,450.00)	SCHOLARSHIPS
145 L 00000 000 000 15000 968	\$	(1,000.13)	\$	-	\$	-	\$	(1,000.13)	SCHOOL INCENTIVES
145 L 00000 001 000 15000 981	\$	(268.39)	\$	100.00	\$	-	\$	(168.39)	SCIENCE - CARR
145 L 00000 000 000 15000 982	\$	-	\$	-	\$	-	\$	-	SCIENCE DEPARTMENT GRANT
145 L 00000 000 000 15000 810	\$	-	\$	-	\$	-	\$	-	SCIENCE OLYMPIAD
145 L 00000 000 000 15000 981	\$	(10.00)	\$	-	\$	-	\$	(10.00)	SCIENCE-716-HORN
145 L 00000 000 000 15000 715	\$	(261.09)	\$	289.98	\$	300.00	\$	(271.11)	SCIENCE-HORN
145 L 00000 000 000 15000 850	\$	(21,520.01)	\$	3,460.66	\$	2,584.16	\$	(20,643.51)	SCRIB ACCOUNT
145 L 00000 000 000 15000 921	\$	(1,414.00)	\$	11,552.00	\$	10,838.00	\$	(700.00)	SKILLS
145 L 00000 000 000 15000 610	\$	(79.66)	\$	-	\$	-	\$	(79.66)	SOCCER
145 L 00000 000 000 15000 983	\$	(226.12)	\$	-	\$	-	\$	(226.12)	SOCIAL STUDIES - ECONOMICS
145 L 00000 000 000 15000 984	\$	(16.09)	\$	-	\$	-	\$	(16.09)	SOCIAL STUDIES - GOVERNMENT
145 L 00000 000 000 15000 609	\$	(7,666.22)	\$	8,886.72	\$	18,985.77	\$	(17,765.27)	SOFTBALL
145 L 00000 000 000 15000 922	\$	-	\$	-	\$	-	\$	-	SONGWRITING
145 L 00000 000 000 15000 843	\$	(510.06)	\$	132.90	\$	420.00	\$	(797.16)	SPANISH CLUB
145 L 00000 000 000 15000 977	\$	(7.22)	\$	498.37	\$	669.00	\$	(177.85)	SPECIAL EDUCATION
145 L 00000 000 000 15000 845	\$	(225.02)	\$	2,666.40	\$	2,575.00	\$	(133.62)	STUDENT COUNCIL
145 L 00000 000 000 15000 991	\$	(3,421.70)	\$	1,151.19	\$	100.00	\$	(2,370.51)	STUDENT NEEDS
145 L 00000 000 000 15000 927	\$	(295.00)	\$	250.54	\$	140.00	\$	(184.46)	TAP
145 L 00000 000 000 15000 618	\$	-	\$	-	\$	-	\$	-	TRACK
145 L 00000 000 000 15000 847	\$	(37.82)	\$	-	\$	-	\$	(37.82)	TRI M MUSIC HONOR SOCIETY

145 L 00000 000 000 15000 848	\$	(2,701.56)	\$	2,716.75	\$	2,532.12	\$	(2,516.93)	TSA
145 L 00000 000 000 15000 611	\$	(9,216.91)	\$	21,041.21	\$	21,199.29	\$	(9,374.99)	VOLLEYBALL
145 L 00000 000 000 15000 798	\$	(124,444.37)	\$	6,961.72	\$	134.89	\$	(117,617.54)	WANDA B DUGGER TRUST-BIOLOGY
145 L 00000 000 000 15000 799	\$	(122,909.91)	\$	9,931.10	\$	-	\$	(112,978.81)	WANDA B DUGGER TRUST-CHEMISTRY
145 L 00000 000 000 15000 612	\$	-	\$	750.46	\$	2,225.00	\$	(1,474.54)	WRESTLING
145 L 00000 000 000 15000 899	\$	(40,854.58)	\$	13,380.65	\$	2,680.00	\$	(30,153.93)	YEARBOOK

Total L-Account Balances	\$	(749,171.95)
Total A-Account Balances	\$	806,212.83

Unreconciled	Total Unrestricted Funds	\$	57,040.88
---------------------	---------------------------------	----	------------------

DCHS Chart of Accounts
L-Accounts are Restricted Accounts
5/24/2026

Account Number

Fnd T Acct	Obj Prj Loc	Prg	Beginning Balance	Debit Amount	Credit Amount	Ending Balance	Account Level Description
145 A 00000	000 000 16000	100	\$ 609,541.73	\$ 659,729.07	\$ 692,406.26	\$ 576,864.54	CASH IN BANK - CHECKING

Account Number

Fnd T Acct	Obj Prj Loc	Prg	Beginning Balance	Debit Amount	Credit Amount	Ending Balance	Account Level Description
145 L 00000	000 000 16000	904	\$ (37.88)	\$ -	\$ -	\$ (37.88)	ADVANCED COMPOSITION
145 L 00000	000 000 16000	809	\$ (116.00)	\$ -	\$ -	\$ (116.00)	AGRICULTURAL MECHANICS
145 L 00000	000 000 16000	907	\$ -	\$ -	\$ -	\$ -	ANNUAL BANQUET FUND
145 L 00000	000 000 16000	803	\$ (20.00)	\$ -	\$ -	\$ (20.00)	ARK CLUB
145 L 00000	000 000 16000	913	\$ (16,113.56)	\$ 3,279.19	\$ 3,600.00	\$ (16,434.37)	ART
145 L 00000	000 000 16000	600	\$ (38,023.24)	\$ 179,986.17	\$ 180,283.45	\$ (38,320.52)	ATHLETICS
145 L 00000	000 000 16000	620	\$ (667.95)	\$ 12,514.78	\$ 16,214.28	\$ (4,367.45)	ATHLETICS - MIDDLE SCHOOL
145 L 00000	000 000 16000	602	\$ (2,594.67)	\$ -	\$ -	\$ (2,594.67)	ATHLETICS - RESERVE
145 L 00000	000 000 16000	617	\$ (440.00)	\$ -	\$ -	\$ (440.00)	ATHLETICS - SPECIAL PROJECTS
145 L 00000	000 000 16000	614	\$ (5,305.21)	\$ 3,367.15	\$ 4,291.00	\$ (6,229.06)	ATHLETICS - TRAINING
145 L 00000	000 000 16000	804	\$ (5,282.99)	\$ 5,710.47	\$ 6,790.00	\$ (6,362.52)	AUDIO VISUAL
145 L 00000	000 000 16000	806	\$ (2,105.50)	\$ 1,594.30	\$ 1,050.00	\$ (1,561.20)	AUTO MECHANICS
145 L 00000	000 000 16000	914	\$ (1,273.12)	\$ 21,798.15	\$ 21,840.58	\$ (1,315.55)	BAND
145 L 00000	000 000 16000	604	\$ (534.00)	\$ 380.00	\$ 225.12	\$ (379.12)	BASEBALL
145 L 00000	000 000 16000	605	\$ (12,685.22)	\$ 57,975.81	\$ 61,217.63	\$ (15,927.04)	BASKETBALL - BOYS
145 L 00000	001 000 16000	605	\$ -	\$ -	\$ -	\$ -	BASKETBALL - BOYS
145 L 00000	000 000 16000	603	\$ -	\$ -	\$ -	\$ -	BASKETBALL - FRESHMAN BOYS
145 L 00000	003 000 16000	605	\$ -	\$ -	\$ -	\$ -	BASKETBALL - FRESHMAN BOYS
145 L 00000	000 000 16000	615	\$ (8,044.55)	\$ 10,074.02	\$ 7,477.42	\$ (5,447.95)	BASKETBALL - GIRLS
145 L 00000	002 000 16000	605	\$ -	\$ -	\$ -	\$ -	BASKETBALL - GIRLS
145 L 00000	002 000 16000	615	\$ -	\$ -	\$ -	\$ -	BASKETBALL - GIRLS
145 L 00000	000 000 16000	807	\$ (1,208.19)	\$ 554.00	\$ 581.00	\$ (1,235.19)	BETA CLUB
145 L 00000	000 000 16000	808	\$ (200.68)	\$ -	\$ -	\$ (200.68)	BIBLE CLUB
145 L 00000	000 000 16000	970	\$ (322.12)	\$ -	\$ -	\$ (322.12)	BOARD ALLOCATION - ATTENDANCE
145 L 00000	000 000 16000	971	\$ (7,120.69)	\$ 585.58	\$ -	\$ (6,535.11)	BOARD ALLOCATION - COPIER
145 L 00000	000 000 16000	972	\$ (1,500.00)	\$ -	\$ -	\$ (1,500.00)	BOARD ALLOCATION - MATERIALS
145 L 00000	000 000 16000	811	\$ (793.06)	\$ -	\$ 1,222.00	\$ (2,015.06)	BUSINESS PROFESSIONALS OF AMER
145 L 00000	000 000 16000	606	\$ (18,560.92)	\$ 23,655.07	\$ 30,524.11	\$ (25,429.96)	CHEERLEADING
145 L 00000	000 000 16000	851	\$ (150.58)	\$ 14.00	\$ -	\$ (136.58)	CHESS CLUB
145 L 00000	000 000 16000	857	\$ (18.65)	\$ -	\$ -	\$ (18.65)	CHICK-FIL-A ACADEMY
145 L 00000	000 000 16000	923	\$ (7,952.92)	\$ 24,094.93	\$ 18,349.73	\$ (2,207.72)	CHORUS
145 L 00000	000 000 16000	810	\$ (274.93)	\$ 4,639.34	\$ 4,991.00	\$ (626.59)	CIVINETTES
145 L 00000	000 000 16000	812	\$ -	\$ -	\$ -	\$ -	CIVINETTES
145 L 00000	000 000 16000	715	\$ -	\$ -	\$ -	\$ -	CLASS OF 2015
145 L 00000	000 000 16000	722	\$ (4,992.86)	\$ 6,072.15	\$ 7,441.00	\$ (6,361.71)	CLASS OF 2026
145 L 00000	000 000 16000	724	\$ (7,197.10)	\$ 300.00	\$ 1,753.80	\$ (8,650.90)	CLASS OF 2027
145 L 00000	000 000 16000	716	\$ (4,478.34)	\$ -	\$ -	\$ (4,478.34)	CLASS OF 2028
145 L 00000	000 000 16000	717	\$ (13,847.30)	\$ 402.64	\$ 2,055.00	\$ (15,499.66)	CLASS OF 2029
145 L 00000	000 000 16000	925	\$ (156.86)	\$ -	\$ -	\$ (156.86)	COLLEGE CORNER
145 L 00000	000 000 16000	926	\$ -	\$ -	\$ -	\$ -	COMPOSITION
145 L 00000	000 000 16000	928	\$ (3,005.74)	\$ 3,393.52	\$ 1,806.00	\$ (1,418.22)	COSMETOLOGY
145 L 00000	000 000 16000	619	\$ (7,635.66)	\$ 18,526.62	\$ 16,844.06	\$ (5,953.10)	CROSS COUNTRY
145 L 00000	000 000 16000	621	\$ (1,670.21)	\$ 677.74	\$ 1,902.00	\$ (2,894.47)	DANCE TEAM
145 L 00000	000 000 16000	839	\$ -	\$ -	\$ -	\$ -	DCHS GEARHEADS
145 L 00000	000 000 16000	813	\$ (4,933.62)	\$ 752.41	\$ 605.00	\$ (4,786.21)	DECA
145 L 00000	000 000 16000	711	\$ (4,851.24)	\$ -	\$ -	\$ (4,851.24)	DIVERSIFIED TECHNOLOGY
145 L 00000	000 000 16000	930	\$ (5,247.26)	\$ -	\$ -	\$ (5,247.26)	DRAFTING
145 L 00000	000 000 16000	814	\$ (4,904.22)	\$ 1,148.00	\$ 144.00	\$ (3,900.22)	DRAMA CLUB
145 L 00000	000 000 16000	931	\$ (212.87)	\$ -	\$ -	\$ (212.87)	DRIVERS EDUCATION
145 L 00000	000 000 16000	826	\$ (265.00)	\$ -	\$ -	\$ (265.00)	DUNGEON & DRAGONS CLUB
145 L 00000	000 000 16000	805	\$ (247.41)	\$ 1,672.71	\$ 2,266.26	\$ (840.96)	ELECTRICAL CARPENTRY
145 L 00000	000 000 16000	830	\$ (233.67)	\$ -	\$ -	\$ (233.67)	EMR/EKG
145 L 00000	000 000 16000	934	\$ (138.71)	\$ -	\$ -	\$ (138.71)	ENGLISH
145 L 00000	000 000 16000	816	\$ (2.52)	\$ -	\$ -	\$ (2.52)	ENVIROTHON
145 L 00000	000 000 16000	969	\$ (26.89)	\$ -	\$ -	\$ (26.89)	EPIC
145 L 00000	000 000 16000	908	\$ (2,006.80)	\$ -	\$ -	\$ (2,006.80)	EPSO Grant

145 L 00000 000 000 16000 958	\$	(147.68)	\$	50.00	\$	400.00	\$	(497.68)	FACULTY FUND
145 L 00000 000 000 16000 936	\$	(166.59)	\$	-	\$	-	\$	(166.59)	FARM ACCOUNT
145 L 00000 000 000 16000 818	\$	(775.75)	\$	775.75	\$	-	\$	-	FCLLA
145 L 00000 000 000 16000 817	\$	(20,325.52)	\$	11,592.88	\$	9,354.16	\$	(18,086.80)	FELLOWSHIP OF CHRISTIAN ATHLET
145 L 00000 000 000 16000 819	\$	(4,960.48)	\$	13,729.54	\$	17,353.00	\$	(8,583.94)	FFA
145 L 00000 000 000 16000 820	\$	(25,000.00)	\$	-	\$	-	\$	(25,000.00)	FFA HORTICULTURE
145 L 00000 000 000 16000 821	\$	(10,149.71)	\$	4,661.70	\$	30.00	\$	(5,518.01)	FIRST ROBOTICS
145 L 00000 000 000 16000 607	\$	(13,912.15)	\$	45,602.56	\$	33,043.84	\$	(1,353.43)	FOOTBALL
145 L 00000 000 000 16000 822	\$	(787.87)	\$	105.00	\$	-	\$	(682.87)	FRENCH CLUB
145 L 00000 000 000 16000 801	\$	(64.87)	\$	189.00	\$	413.00	\$	(288.87)	FUTURE TEACHERS OF AMERICA
145 L 00000 000 000 16000 823	\$	(190.98)	\$	-	\$	-	\$	(190.98)	GERMAN CLUB
145 L 00000 000 000 16000 815	\$	-	\$	-	\$	-	\$	-	GO-KART
145 L 00000 000 000 16000 608	\$	(1,058.75)	\$	4,482.50	\$	3,440.00	\$	(16.25)	GOLF
145 L 00000 001 000 16000 608	\$	(39.26)	\$	-	\$	-	\$	(39.26)	GOLF - MIDDLE SCHOOL
145 L 00000 000 000 16000 910	\$	(1.00)	\$	-	\$	-	\$	(1.00)	GRAD GIVES
145 L 00000 000 000 16000 714	\$	(1,086.12)	\$	484.01	\$	607.00	\$	(1,209.11)	GRADUATION
145 L 00000 000 000 16000 940	\$	(62,431.33)	\$	27,940.56	\$	13,349.66	\$	(47,840.43)	GRAPHIC ARTS
145 L 00000 001 000 16000 940	\$	-	\$	-	\$	-	\$	-	GRAPHIC ARTS CENTRAL OFFICE
145 L 00000 000 000 16000 906	\$	(594.25)	\$	-	\$	1,020.00	\$	(1,614.25)	GUIDANCE
145 L 00000 000 000 16000 740	\$	(5,390.74)	\$	8,039.59	\$	6,651.82	\$	(4,002.97)	GUIDANCE/BENEVOLENCE
145 L 00000 000 000 16000 613	\$	(2,000.03)	\$	37,814.33	\$	35,814.30	\$	-	HARDEE'S CLASSIC/ SPECIAL TOUR
145 L 00000 000 000 16000 833	\$	(282.88)	\$	2,000.00	\$	2,000.00	\$	(282.88)	HARDEE'S SCHOLARSHIPS
145 L 00000 000 000 16000 824	\$	(1,053.56)	\$	8,462.20	\$	11,325.00	\$	(3,916.36)	HEALTH OCCUPATIONS
145 L 00000 000 000 16000 825	\$	(400.00)	\$	-	\$	-	\$	(400.00)	HIKING CLUB
145 L 00000 000 000 16000 942	\$	(50,592.99)	\$	28,718.24	\$	21,504.19	\$	(43,378.94)	HOME ECONOMICS
145 L 00000 000 000 16000 622	\$	-	\$	-	\$	-	\$	-	INDOOR ATHLETIC FACILTIY
145 L 00000 000 000 16000 831	\$	(539.15)	\$	104.59	\$	277.00	\$	(711.56)	INTERNATIONAL LANGUAGE CLUB
145 L 00000 000 000 16000 802	\$	(426.89)	\$	-	\$	-	\$	(426.89)	JOURNALISM
145 L 00000 000 000 16000 828	\$	(5,375.05)	\$	3,763.84	\$	4,859.00	\$	(6,470.21)	KEY CLUB
145 L 00000 000 000 16000 962	\$	(544.01)	\$	-	\$	57.00	\$	(601.01)	LIBRARY
145 L 00000 000 000 16000 947	\$	(1,685.33)	\$	1,766.09	\$	3,245.50	\$	(3,164.74)	MACHINE SHOP
145 L 00000 000 000 16000 938	\$	(7,803.29)	\$	-	\$	-	\$	(7,803.29)	MACHINE SHOP GRANT- GENE HAAS
145 L 00000 000 000 16000 949	\$	(431.29)	\$	3,780.85	\$	4,309.00	\$	(959.44)	MASONRY
145 L 00000 000 000 16000 950	\$	(10,495.58)	\$	59.40	\$	1,585.00	\$	(12,021.18)	MATH
145 L 00000 000 000 16000 616	\$	(337.50)	\$	-	\$	-	\$	(337.50)	MEN'S VOLLEYBALL
145 L 00000 000 000 16000 955	\$	(3,368.84)	\$	709.00	\$	584.00	\$	(3,243.84)	MERCY
145 L 00000 000 000 16000 951	\$	-	\$	-	\$	-	\$	-	MINI LIBRARY
145 L 00000 000 000 16000 832	\$	(129.50)	\$	292.50	\$	427.00	\$	(264.00)	MYTHS & LEGENDS
145 L 00000 000 000 16000 742	\$	(2,938.03)	\$	-	\$	100.00	\$	(3,038.03)	NEEDY STUDENT FUND
145 L 00000 000 000 16000 953	\$	(311.05)	\$	-	\$	-	\$	(311.05)	NORTHEAST SECONDARY PRINCIPALS
145 L 00000 000 000 16000 911	\$	(1,400.00)	\$	-	\$	-	\$	(1,400.00)	PARTNERS IN CAREER TECH EDUCAT
145 L 00000 000 000 16000 834	\$	(256.60)	\$	256.60	\$	-	\$	-	PEP CLUB
145 L 00000 000 000 16000 835	\$	(30.02)	\$	-	\$	-	\$	(30.02)	PHOTO CLUB
145 L 00000 000 000 16000 623	\$	-	\$	-	\$	75.00	\$	(75.00)	PICKLEBALL CLUB
145 L 00000 000 000 16000 836	\$	(2,216.36)	\$	36,345.77	\$	36,132.20	\$	(2,002.79)	PIONEER ATHLETICS CLUB
145 L 00000 000 000 16000 856	\$	(267.24)	\$	1,526.76	\$	2,931.93	\$	(1,672.41)	PIONEER PLAYERS
145 L 00000 000 000 16000 960	\$	(189.11)	\$	-	\$	-	\$	(189.11)	PRE-VOCATIONAL
145 L 00000 000 000 16000 956	\$	(3,396.97)	\$	767.11	\$	2,000.00	\$	(4,629.86)	PRINCIPAL'S INCENTIVE
145 L 00000 000 000 16000 965	\$	-	\$	-	\$	-	\$	-	PROJECT STAR
145 L 00000 000 000 16000 838	\$	(230.00)	\$	-	\$	-	\$	(230.00)	RADIO CLUB
145 L 00000 000 000 16000 829	\$	(655.74)	\$	-	\$	-	\$	(655.74)	RECYCLE CLUB
145 L 00000 001 000 16000 977	\$	(4,604.69)	\$	4,725.66	\$	3,030.00	\$	(2,909.03)	ROTC - MISCELLANEOUS
145 L 00000 002 000 16000 978	\$	-	\$	-	\$	-	\$	-	ROTC - MISCELLANEOUS
145 L 00000 001 000 16000 978	\$	(18,920.22)	\$	45,127.55	\$	41,584.13	\$	(15,376.80)	ROTC - OFFICERS
145 L 00000 000 000 16000 979	\$	(520.69)	\$	-	\$	-	\$	(520.69)	RURITAN
145 L 00000 000 000 16000 842	\$	(100.00)	\$	-	\$	-	\$	(100.00)	SCHOLARS BOWL
145 L 00000 000 000 16000 912	\$	(95.00)	\$	-	\$	-	\$	(95.00)	SCHOLARSHIPS
145 L 00000 000 000 16000 981	\$	(5,982.57)	\$	5,307.03	\$	4,811.00	\$	(5,486.54)	SCIENCE
145 L 00000 000 000 16000 855	\$	(961.91)	\$	3,913.59	\$	3,275.90	\$	(324.22)	SCRIB ACCOUNT
145 L 00000 000 000 16000 843	\$	(325.58)	\$	142.99	\$	-	\$	(182.59)	SENIOR SECTION LEADERS
145 L 00000 000 000 16000 849	\$	(5,059.38)	\$	16,034.77	\$	12,139.07	\$	(1,163.68)	SKILLS USA
145 L 00000 001 000 16000 610	\$	(1,148.32)	\$	660.00	\$	972.00	\$	(1,460.32)	SOCCER - BOYS
145 L 00000 002 000 16000 610	\$	(5,959.53)	\$	5,568.35	\$	5,690.00	\$	(6,081.18)	SOCCER - GIRLS
145 L 00000 000 000 16000 710	\$	(1,516.63)	\$	39.42	\$	410.00	\$	(1,887.21)	SOCIAL STUDIES
145 L 00000 000 000 16000 609	\$	(5,043.07)	\$	8,013.87	\$	5,730.00	\$	(2,759.20)	SOFTBALL
145 L 00000 000 000 16000 985	\$	(1,617.20)	\$	4,183.98	\$	3,837.00	\$	(1,270.22)	SPANISH

145 L 00000 000 000 16000 827	\$	(411.29)	\$	194.26	\$	-	\$	(217.03)	SPANISH HONOR SOCIETY
145 L 00000 000 000 16000 601	\$	(218.90)	\$	-	\$	-	\$	(218.90)	STAR WALK OF FAME
145 L 00000 000 000 16000 845	\$	(1,418.85)	\$	3,506.54	\$	4,270.84	\$	(2,183.15)	STUDENT COUNCIL
145 L 00000 000 000 16000 992	\$	-	\$	-	\$	-	\$	-	STUDENT OF THE MONTH
145 L 00000 000 000 16000 997	\$	(538.82)	\$	-	\$	-	\$	(538.82)	TITLE READING
145 L 00000 000 000 16000 618	\$	(4,049.44)	\$	8,482.96	\$	10,477.25	\$	(6,043.73)	TRACK
145 L 00000 000 000 16000 858	\$	-	\$	-	\$	-	\$	-	TSA - TECHNOLOGY STUDENT ASSOC
145 L 00000 000 000 16000 837	\$	-	\$	-	\$	-	\$	-	TURNING POINT USA
145 L 00000 000 000 16000 611	\$	(1,107.70)	\$	1,056.94	\$	1,473.00	\$	(1,523.76)	VOLLEYBALL
145 L 00000 000 000 16000 999	\$	(1,454.71)	\$	4,679.48	\$	5,125.00	\$	(1,900.23)	WELDING
145 L 00000 002 000 16000 912	\$	(1,455.24)	\$	-	\$	-	\$	(1,455.24)	WLC
145 L 00000 000 000 16000 612	\$	(65.86)	\$	7,104.45	\$	8,300.56	\$	(1,261.97)	WRESTLING
145 L 00000 001 000 16000 612	\$	-	\$	-	\$	-	\$	-	WRESTLING - MIDDLE SCHOOL
145 L 00000 000 000 16000 899	\$	(14,020.17)	\$	5,140.41	\$	4,430.00	\$	(13,309.76)	YEARBOOK
145 L 00000 000 000 16000 850	\$	(7.50)	\$	-	\$	-	\$	(7.50)	YOGA CLUB

Total L-Account Balances	\$	(489,291.66)
Total A-Account Balances	\$	576,864.54

Unreconciled	Total Unrestricted Funds	\$	87,572.88
---------------------	---------------------------------	-----------	------------------

PURCHASING DEPARTMENT
WASHINGTON COUNTY BOARD OF EDUCATION

Purchase Order **No 8002**

Date Issued **5/13/20**

Appropriation No. **141E-71300-730-002**

Dept. **ISM grant**

School **Lamar**

PURCHASE ORDER

TO Sweetwater

NOTICE TO VENDOR

1. Purchase order **MUST** bear two signatures in order to be valid.
2. Purchase order number **MUST** appear on all invoices submitted for payment.
3. Mail **TWO** copies of your invoice promptly to:

Washington County Board of Education
 405 West College Street
 Jonesborough, TN 37659
 Telephone (423) 753-1105

Deliver to **Lamar Elementary**
 Address **3261 Hwy 81 S**
 Via **Jonesborough, TN 37659**
D. Widmer

Articles on this order must be charged to account of

ARTICLES OR SERVICES	CODE	QUANTITY & UNIT	UNIT PRICE	TOTAL
(Unless otherwise stated all prices F.O.B. Destination)				
Audio system see attached				
*price inquiry				
GRAND TOTAL - INCLUDING ALL ATTACHED PAGES				\$10,755.99

SUBJECT TO THE FOLLOWING CONDITIONS

1. All packages, cartons or other containers must be plainly marked with the purchase order number.
2. The right is reserved to purchase in the open market and to charge the difference to the Vendor in the event that deliveries are not made at the time specified in the bid and on this order.
3. Whenever a delivery is rejected, the Vendor shall be notified and be given the reason for the rejection. All rejected deliveries shall be held at the Vendor's risk and he shall bear the expense of removal.
4. Acceptance of this order includes acceptance of all terms, prices, delivery, instructions, specifications and conditions stated.
5. The county is not liable for Federal excise tax or state sales tax.
6. Each shipment and/or each purchase order should be covered by separate invoice.

IMPORTANT: INVOICES AND PACKAGES MUST BEAR PURCHASE ORDER NUMBER

VENDOR'S COPY

There is an otherwise unincumbered balance to the credit of the proper appropriation, allotment or fund to meet the expenditure covered by this purchase.

Authorized Signature

APPROVED:

Purchasing Agent

Add a T-Shirt for ~~\$19.99~~ \$9.99



L

Add to cart

Shopping Cart

Cart ID: qf6nc

PRODUCT

QTY:

PRICE



ItemID: QuPAC32

Allen & Heath Qu-Pac 22-in/12-out Rackmountable Digital Mixer

Rackmount/Desktop Digital Mixer with 16 Analog iQ Preamps, 5 Cores of ARM Core Processing, iLive FX Engine, Touchscreen Control, Multitrack USB Recorder, dSnake Port, USB Audio Streaming, and Remote iPad Control App

✓ In Stock ✓ Free Shipping ✓ Free Product Support ✓ Free 2-Year Warranty

Promo: \$500.00 Off!

Promo: 36 Month Promotional Financing available* [Details](#)

Or earn 5% back in Bonus Bucks† when you use your Sweetwater Card. [Details](#)

Sweetwater 2 Year Warranty \$319.00 **FREE**

Popular Accessories



StarTech.com N6PATCH10BK Cat 6 Snagless Ethernet Cable - 10 foot

~~\$15.99~~

[Add To Order](#)

[\(1 reviews\)](#)



TP Link Archer A6 V4 AC1200 Wireless Dual-band Wi-Fi Router

~~\$49.99~~

[Add To Order](#)

[\(3 reviews\)](#)

[View all popular accessories](#)

1

\$1,999.99

[Remove](#)



ItemID: XLI2500

Crown XLi 2500 750-watt 2-channel Power Amplifier

2-channel Power Amplifier, 750W RMS/ch at 4 ohms, with Flexible I/O, Selectable input voltage, Forced air cooling

✓ In Stock ✓ Free Shipping ✓ Free Product Support ✓ Free 2-Year Warranty

Promo: 36 Month Promotional Financing available* [Details](#)

Or earn 5% back in Bonus Bucks† when you use your Sweetwater Card. [Details](#)

Sweetwater 2 Year Warranty \$89.00 **FREE**

Popular Accessories



Pro Co EXM-5 Excellines Microphone Cable - 5 foot, Sweetwater Exclusive

~~\$26.99~~ **\$25.99**

[Add To Order](#)

[\(29 reviews\)](#)



Pro Co EXM-3 Excellines Microphone Cable - 3 foot, Sweetwater Exclusive

~~\$24.99~~ **\$23.99**

[Add To Order](#)

[\(9 reviews\)](#)

[View all popular accessories](#)

1

\$719.00

[Remove](#)

We and our partners use cookies and other tracking technologies ("Cookies"), including session replay tools, to gather information about you, your device, and how you interact with our website. For more information about our use of Cookies, please review our [Privacy Notice](#).

Allen & Heath AB168 16x8 Digital Stage Box for Qu / Avantis / SQ Mixing Systems

AudioRack Remote Unit for Allen & Heath GLD and Qu Digital Mixing System
✓ In Stock ✓ Free Shipping ✓ Free Product Support ✓ Free 2-Year Warranty

Promo: \$200.00 Off

Promo: 36 Month Promotional Financing available* [Details](#)

Or earn 5% back in Bonus Bucks[†] when you use your Sweetwater Card. [Details](#)

ItemID: AB168

Sweetwater 2 Year Warranty \$179.00 **FREE**

Make it a Bundle! Popular Accessories



Allen & Heath AB168 16x8 Digital Stage Box for Qu / Avantis / SQ Mixing Systems and Rackmount Kit

\$1,418.99

[See What's Included](#)

Buy Instead

1

\$1,299.00

Remove

QSC CP8 1,000-watt 8-inch Powered Speaker Pair With Covers Bundle

2 CP8 1,000-watt Powered Speakers with 2 Speaker Covers

✓ In Stock ✓ Free Shipping ✓ Free Product Support ✓ Free 2-Year Warranty

Promo: 48 Month Promotional Financing available* with qualifying minimum purchase of \$499.00 [Details](#)

Or earn 5% back in Bonus Bucks[†] when you use your Sweetwater Card. [Details](#)

ItemID: CP8CvPk

Sweetwater 2 Year Warranty \$152.00 **FREE**

1

~~\$1,219.96~~
\$1,199.00

Remove

Shure SLXD4Q+ Quad Wireless Combo System - G57 Band

4-ch Rackmount Wireless Receiver with IR Scan and Sync, Digital Predictive Switching, RF Cascading, and Bias Voltage - G57 Band (470-608MHz), (2) Wireless Digital Bodypack Transmitters, (2) Wireless Handheld Transmitters with SM58 Microphone Capsule, and (2) Cardioid Lavalier Microphones

✓ In Stock ✓ Free Shipping ✓ Free Product Support ✓ Free 2-Year Warranty

Promo: 48 Month Promotional Financing available* with qualifying minimum purchase of \$499.00 [Details](#)

Or earn 5% back in Bonus Bucks[†] when you use your Sweetwater Card. [Details](#)

ItemID: SLXD4QP-G57Bn9

Sweetwater 2 Year Warranty \$531.00 **FREE**

1

\$4,241.00

Remove

price inquiry

Electro-Voice ZLX-15P-G2 1,000-watt 15-inch Powered Speaker with Bluetooth

1,000W Powered PA Speaker with 15" Woofer, 1.4" Compression Driver, DSP, Remote Control, and Bluetooth Connectivity (Each)

✓ In Stock ✓ Free Shipping ✓ Free Product Support ✓ Free 2-Year Warranty

Promo: 48 Month Promotional Financing available* with qualifying minimum purchase of \$499.00 [Details](#)

Or earn 5% back in Bonus Bucks[†] when you use your Sweetwater Card. [Details](#)

ItemID: ZLX15PG2

Sweetwater 2 Year Warranty \$116.00 **FREE**

2

\$1,298.00

Remove

We and our partners use cookies and other tracking technologies ("Cookies"), including session replay tools, to gather information about you, your device, and how you interact with our website. For more information about our use of Cookies, please review our [Privacy Notice](#).

15-G2 Loudspeaker

~~\$200.00~~ **\$89.00**

Add To Order



Gator Frameworks GFW-SPK-2000SET Standard Aluminum Speaker Stands (set of 2) with Carry Bag

\$199.99

(59 reviews)

Add To Order

View all popular accessories

Subtotal: \$10,755.99

Estimated Shipping: FREE

Additional shipping methods will be available during checkout



Support Future Rock Stars

Would you like to donate \$1 to bring essential music programs to schools across the US? [Tell me more](#)



Select Affirm at Checkout

Starting at \$522/mo or 0% APR with Affirm. [See if you qualify](#)

Buy the gear you want today with 3 or 6 easy payments!

Sweetwater's Easy Payments are a convenient, interest-free way to spread out your purchase over 3 or 6 payments — no hard credit check required & no impact to your credit score!

Learn More

Would you like to use Easy Pay? ^

No thanks

3 Easy Payments

6 Easy Payments

Limited Time Offer: Choose Financing or Bonus Bucks!

Open for details.

Show More v



Or

CHECKOUT

Need Cables?



Sweetwater CABLE FINDER
Find any cable in 3 easy steps!

SHOP NOW >

48% OFF!

Electro-Voice ZLX-15-G2-CVR Padded Cover for ZLX...

\$89.00

List Price: ~~\$173.00~~
+ FREE Shipping

Add to Cart

30% OFF!

Gator Frameworks GFW-SPK-2000SET Standard...

\$199.99

List Price: ~~\$287.99~~
+ FREE Shipping

Add to Cart

(59 reviews)

StarTech.com N6PATCH10BK Cat 6 Snagless Ethernet...

\$15.99

+ FREE Shipping

Add to Cart

(1 review)

Pro Co EXM-5 Excellines Microphone Cable - 5 foot...

\$25.99

+ FREE Shipping

Add to Cart

(29 reviews)

28% OFF!

TP Link Archer A6 V4 AC1200 Wireless Dual-band Wi-Fi...

\$110.99

We and our partners use cookies and other tracking technologies ("Cookies"), including session replay tools, to gather information about you, your device, and how you interact with our website. For more information about our use of Cookies, please review our [Privacy Notice](#)

(3 reviews)

Pro Co EXM-3 Excellines Microphone Cable - 3 foot...

\$72.99

(9 reviews)

Neutrik NL2FXX-W-S speakON Cable Connector

\$1.99

60% OFF!

Pro Co S12NN Speaker Cable - speakON to speakON - 5...

\$89.99

List Price: ~~\$226.26~~
+ FREE Shipping

Add to Cart

51% OFF!

Pro Co S12NN Speaker Cable - speakON to speakON - 2...

\$69.07

List Price: ~~\$143.17~~
+ FREE Shipping

Add to Cart

Frequently Asked Questions

What is your return policy?

When will I get my gear?

How much is shipping?

What if I'm not there to receive my delivery?

What if I'm tax exempt?

How do I submit a Purchase Order for my organization?

When will my card be charged?

What are my financing options?

What happens if I'm not approved for 3 or 6 Easy Payments?

Are there fees or penalties for paying my Sweetwater Card or Easy Payments balance early?

How do I cancel or change my order?

Can we help?

Questions?

Type your question

Or call us at [\(800\) 222-4700](tel:8002224700)

Why Choose Sweetwater?


At Sweetwater, we have one single goal in mind: to make you a satisfied customer.

We want you to be 100% satisfied with not only the gear you purchase, but also with the service you receive. The Sweetwater difference goes far beyond this, including extras you simply won't find anywhere else—all designed to ensure that you are a happy customer.

HAPPY

Happy customers, one piece of gear at a time!

We and our partners use cookies and other tracking technologies ("Cookies"), including session replay tools, to gather information about you, your device, and how you interact with our website. For more information about our use of Cookies, please review our [Privacy Notice](#).



NEW APP AVAILABLE!

Everything you love about Sweetwater and Gear Exchange in the palm of your hand.



SIGN UP FOR EMAIL OFFERS!

Exclusive deals, delivered straight to your inbox.

Enter your email address

Subscribe

SPECIAL FINANCING!

Now is the perfect time to get the gear you want with simple promotional financing.

[Take me there >](#)



NEED HELP?

Call your Sales Engineer.

[What is a Sales Engineer?](#)

(800) 222-4700

[Email Us](#)

Cart ID: **qf6nc**



We and our partners use cookies and other tracking technologies ("Cookies"), including session replay tools, to gather information about you, your device, and how you interact with our website. For more information about our use of Cookies, please review our [Privacy Notice](#)

ABOUT SWEETWATER

- Careers
- Environmental & Social Responsibility
- Philanthropy
- Our Sales Engineers
- Español
- Why Choose Sweetwater?
- Tour Our Campus
- Press Releases
- Media Room

CUSTOMER SERVICE

- Free Shipping Policy
- Order Status
- Return Policy
- Sales and Use Tax Policy
- SweetCare Remote
- Product Support Articles
- FAQ
- Contact Us

ORDERING

- Free Catalog
- Gift Cards
- Bonus Bucks
- Payment Options
- Shipping and Delivery Times
- Gear Exchange

SERVICES

- Guitar Workshop
- Electronic Repairs Workshop
- Music Store
- Events & Workshops
- Piano Showroom
- Music Lessons
- Recording Studio

Sweetwater Sound, 5501 U.S. Hwy 30 W, Fort Wayne, IN 46818 [Get Directions](#) | [Phone Hours](#) | [Store Hours](#)

Explore our commitments to you

[Terms of Use](#) [Privacy Notice](#) [GLBA Notice](#) [Phone Recording Policy](#) [Accessibility](#) [Cookie Preferences](#) [Do Not Sell Or Share My Personal Information](#)
If you have any questions, please call us at (800) 222-4700

© 2026 Sweetwater - All rights reserved.

We and our partners use cookies and other tracking technologies ("Cookies"), including session replay tools, to gather information about you, your device, and how you interact with our website. For more information about our use of Cookies, please review our [Privacy Notice](#)



PRICE INQUIRY FORM

VENDOR	DESCRIPTION OF ITEM FOR PRICE COMPARISON	PRICE QUOTED
Firm - <u>Sweetwater</u> Address- Person: <u>website</u> Date - <u>5/13/26</u>	Shure SLXD4Q+ Quad Wireless Combo System- G57 Band	Total: \$4,241.00
Firm: <u>Shure</u> Address: Person- <u>website</u> Date - <u>5/13/26</u>	Shure SLXD4Q+ Quad Wireless Combo System- G57 Band	Total: \$4,241.00
Firm - <u>B&H</u> Address: Person- <u>website</u> Date - <u>5/13/26</u>	Shure SLXD4Q+ Quad Wireless Combo System- G57 Band	Total: \$4,239.00

Name of person obtaining inquiry - Kelli Hauldren



1
Cart

[Continue Shopping](#)

[Call](#)

[Secure Checkout](#)

[Email Cart](#)

Subtotal:

1 item | \$4,241.00

FREE 2-Day Shipping

Get it by Thursday, May 14, 2026 if you order within 6 hrs 53 mins

Shure SLXD124Q+/85M Combo Wireless Microphone System (New, Band G57 (470 - 608 MHz))

Qty:

\$4,241.00

Image
Not
Available

PROMO CODE

SHIPPING

To 37219 (Nashville)

Free shipping achieved!

Fast and FREE Shipping

\$0.00

1-Day Air

\$34.99

PAYMENT

Choose the number of payments for this order

\$4,654.50 today

Financing with

Starting at \$259/mo from 0% APR with

[Learn more](#)

SUBTOTAL:

1 item | \$4,241.00

START CHECKOUT

OR

Check out with

Accepted Payment Methods



ORDER HELP

[FAQs](#)



Ask Our Experts 800-894-9703

Search

The B&H Payboo Card

Ends In 13:40:15 Flash Deal

Hello, Log In Account & Orders

My Cart

Photography Computers Pro Video Lighting Pro Audio Brands Accessories Live & Entertainment Audio Visual Digital Mobile Surveillance Used Specials

Canon Explore the New EOS R6V Camera & 20-50mm f/4 L Power Zoom Learn More

Free 2-Day Shipping* to Nashville Order by 6pm ET, get it Friday 5/15



Video Chat with a Pro Audio Expert - Live

Chat Now

Home > Pro Audio > Wireless Microphone Systems > Wireless Systems > Shure SLXD4Q+

Shure SLXD4Q+ Quad-Channel Digital Wireless Receiver Kit with Two SLXD2+/SM58, Two SLXD1+ Transmitters & Two WL185m Lav Mics (G57: 460 to 608 MHz)



BH #SHSLXD12458Q (B&H Kit) Share Print



In Stock

\$4,239.00 + Save the Tax[†] or Pay **\$354/mo.** suggested payments for 12 Mos.[§] when you use the **Payboo** credit card. [Learn More](#)

1

Add to Cart

Bookmark

Free 2-Day Shipping Want it Friday 5/15? Order now w/ Free 2-Day Shipping to Nashville, TN

Protect Your Gear Add a protection plan from \$529.99

See Options

Feedback

Frequency Band

G57: 470 to 608 MHz G58: 470 to 514 MHz

J52: 558 to 602 + 614 to 616 MHz

Audio Channels

1 4 4 + Dante Networking

Kit Configuration

w/ 2x SLXD2+/SM58, 2x SLXD1+, 2x WL185m

Business Financing Options

Key Features

- Quad-Channel Rackmount Receiver
- Two SLXD2+/SM58 Handheld Transmitters
- Two SLXD1+ Bodypack Transmitters
- Two WL185m Cardioid Lavalier Microphones

[Show More](#)

This B&H Kit supplements the **Shure SLXD4Q+ Quad-Channel Digital Wireless Receiver** with two SLXD2+/SM58 handheld transmitters, two SLXD1+ bodypack transmitters, and two WL185m low-profile cardioid lavalier mics to create a reliable and flexible wireless system for four

[More Details](#)

Ask an Expert

[Video Chat](#) | [Chat](#) | [Request Callback](#) | [Email](#) | 800-894-9703

PURCHASING DEPARTMENT
WASHINGTON COUNTY BOARD OF EDUCATION

Purchase Order **No 8019**
 Date Issued 5/14/26
 Appropriation No. 141E-71300-730-002
 Dept. ISM grant
 School Sulphur Springs

PURCHASE ORDER

TO Front Row Music
 303 Falls Dr. NW
 Abingdon, VA 24210

Deliver to Sulphur Springs Elementary
 Address 1518 Gray Station/Sulphur Springs Rd.
 Jonesborough, TN 37659
 Via D. O'Neal

Articles on this order must be charged to account of

NOTICE TO VENDOR

1. Purchase order **MUST** bear two signatures in order to be valid.
2. Purchase order number **MUST** appear on all invoices submitted for payment.
3. Mail **TWO** copies of your invoice promptly to:

Washington County Board of Education
 405 West College Street
 Jonesborough, TN 37659
 Telephone (423) 753-1105

ARTICLES OR SERVICES	CODE	QUANTITY & UNIT	UNIT PRICE	TOTAL
(Unless otherwise stated all prices F.O.B. Destination)				
Stage lighting & curtains see attached				
*price inquiry attached				
GRAND TOTAL - INCLUDING ALL ATTACHED PAGES				\$23,388. ¹⁹

SUBJECT TO THE FOLLOWING CONDITIONS

1. All packages, cartons or other containers must be plainly marked with the purchase order number.
2. The right is reserved to purchase in the open market and to charge the difference to the Vendor in the event that deliveries are not made at the time specified in the bid and on this order.
3. Whenever a delivery is rejected, the Vendor shall be notified and be given the reason for the rejection. All rejected deliveries shall be held at the Vendor's risk and he shall bear the expense of removal.
4. Acceptance of this order includes acceptance of all terms, prices, delivery, instructions, specifications and conditions stated.
5. The county is not liable for Federal excise tax or state sales tax.
6. Each shipment and/or each purchase order should be covered by separate invoice.

IMPORTANT: INVOICES AND PACKAGES MUST BEAR PURCHASE ORDER NUMBER

VENDOR'S COPY	There is an otherwise unincumbered balance to the credit of the proper appropriation, allotment or fund to meet the expenditure covered by this purchase.	APPROVED:
	Authorized Signature	



PRICE INQUIRY FORM

VENDOR	DESCRIPTION OF ITEM FOR PRICE COMPARISON	PRICE QUOTED
Firm - <u>Front Row Music</u> Address-303 Falls Dr. NW Abingdon, VA 24210 Person: <u>Aaron</u> Date - <u>5/13/26</u>	Stage Lighting & Curtain Enhancement	Total: \$23,388.19
Firm: <u>Progressive Medias</u> Address: 431 Green Valley Rd Bristol, TN 37620 Person- <u>Johnny</u> Date - <u>5/13/26</u>	Stage Lighting & Curtain Enhancement	Total: \$33,451.17
Firm - <u>Blevins Express AV</u> Address: 16320 Old Jonesborough Rd. Bristol, VA 24202 Person- Steve Blevins Date - <u>5/13/26</u>	Stage Lighting & Curtain Enhancement	Total: \$42,566.21

Name of person obtaining inquiry - Kelli Hauldren

Front Row Music Installations
 303 Falls Dr NW
 Abingdon, VA 24210 US
 +12766284226
 Aaron@FrontRowMusic.Biz
 www.FrontRowMusic.Biz

Estimate 20986



ADDRESS	SHIP TO	DATE	TOTAL
Sulphur Spring Elementary School 1518 Gray Station Sulphur Springs Rd Jonesborough, Tn 37659	Sulphur Spring Elementary School 1518 Gray Station Sulphur Springs Rd Jonesborough, Tn 37659	04/14/2026	\$23,388.19

	DESCRIPTION	QTY
Blizzard Colorise Quadra 18x10W 4-in-1 RGBW	18x 10W 4-in-1 RGBW LEDs, 100,000 hours Built-in AnyFi wireless DMX receiver (Skywire or W-DMX) Natural convection cooled, totally silent operation	14
Lightcaster CRMX Goat	2.4GHz Wireless DMX with RDM capability Switches seamlessly between transmit and receive modes 1,000-meter range with ultra-stable AFHSS technology	1
ADJ MyDMX 3.0 512-Ch DMX USB Interface with Software	DMX Lighting Control System with Hardware DMX-512 Interface with 60 Standalone DMX Channels, Comprehensive DMX Software Control Environment, and Additional Lighting Design Tools - Mac/PC	1
Labor/Installation	Install/Rig/Program & Train Labor: \$1,750.00 Merchandise: \$21,638.19	1
Materials	Rigging Hardware/C-Clamps/Bulk Ends/Terminations & Hardware	1
Belden 3108A 22AWG DMX	RS-485, 2 Pair 22AWG (7x30) Tinned Copper, PE Insulation, Overall Beldfoil®+Tinned Copper Braid(65%) Shield, PVC Inner Jacket, Aluminum Interlock Armor, PVC Outer Jacket, CM, PLTC	150
NavePoint 9U 450mm Depth Wallmount Networking Cabinet (Pro Series)	Pro Series 9U 450mm network cabinet	1
Furman M8X2 Power Conditioner	8 Channel Power Conditioner	1

	DESCRIPTION	QTY
Curtain Package	BellaTex Stage Curtains Fire Resistant Curtain Package/Left & Right Sides/Valance/Stage Traveler/Rear By Parting Curtain's Qty Fabric 2 Prospect 1 Prospect Width 13 ft 0 in 37 ft 0 in Height Fullness 19 ft 2 in 0% 4 ft 5 in 0% Finishes Turnback FTS PH DR Fringe Top Bit Snap Hidden Ties Bottom Chain Chain Onstage 3 in. 3 in. Offstage 3 in. 3 in.	1
Shipping & Freight	Shipping & Freight	1

Curtain/Lighting Estimate

This quote is for a turn key lighting system to replace your existing. The system will include 14 Blizzard Led Colorized Quadra fixtures. The system will include a lockable network cabinet for all lighting compnoents and dongle with power management. The quote also includes replacing your existing curtains with BellTex Staging Fire Resistant Curtains. The curtains consist of Left & Right Sides, Valance, Stage Traveler & Rear By Parting Curtain's. The school will need to provide FRM with a computer or laptop of your choosing with at least 8GB of ram to operate and control the lighting system. The school will need to provide a lift as well for a minimum of three days till the installation is complete. FRM can provide a lift for a extra charge but we understand that most school systems have these at their disposal if available.

Thanks,
Donnie

SUBTOTAL	23,388.19
TAX	0.00
TOTAL	\$23,388.19

THANK YOU.

Accepted By

Accepted Date

Progressive Medias
 431 Green Valley Rd
 Bristol, TN 37620
 Phone. (276) 494-2657

CLIENT	ESTIMATE INFORMATION
Sulphur Spring Elementary School 1518 Gray Station Sulphur Springs Rd Jonesborough, TN 37659	Estimate #: 3317 Date: 05/13/2026 Prepared By: Johnny

PERFORMANCE STAGE LIGHTING & CURTAIN ENHANCEMENT PACKAGE

This estimate includes furnishing and installation of a professional auditorium lighting and theatrical curtain enhancement system designed to improve stage coverage, visibility, and presentation quality for school functions, performances, and assemblies.

CATEGORY	DESCRIPTION	AMOUNT
Lighting Fixtures	Professional RGBW theatrical lighting fixtures	\$13,485.00
Lighting Control	Wireless DMX hardware and software integration	\$3,275.00
Infrastructure	Rack cabinet, power conditioning, and cabling	\$4,196.17
Curtain Package	Fire-resistant theatrical curtain system	\$7,950.00
Installation	Rigging, labor, programming, and onsite training	\$3,195.00
Freight & Delivery	Shipping, freight, and handling	\$1,350.00

Project Notes:

- Customer to provide lift access during installation period.
- Customer-supplied computer required for lighting control operation.
- Final programming and operational training included.

TOTAL PROJECT INVESTMENT	\$33,451.17
---------------------------------	--------------------

PROJECT PROPOSAL

Blevins Express AV
16320 Old Jonesboro Rd.
Bristol, VA 24202
P. 276.642.6300

PROJECT FOR Sulphur Spring Elementary School 1518 Gray Station Sulphur Springs Rd Jonesborough, TN 37659	PROPOSAL DETAILS Proposal #: PS-42566 Date: 05/13/2026 Prepared By: Steve Blevins
--	--

Auditorium Performance Lighting & Stage System Upgrade

SYSTEM COMPONENT	INVESTMENT
Professional LED Performance Lighting Package	\$17,985.00
Wireless DMX Distribution & Lighting Control	\$4,860.00
Rack Systems, Signal Distribution & Power Management	\$5,246.21
Custom Fire-Rated Curtain Package	\$8,750.00
Installation, Rigging & Programming Services	\$4,225.00
Freight, Delivery & Logistics	\$1,500.00

PROJECT NOTES & CONDITIONS

- Customer to provide lift access during installation unless otherwise arranged.
- School to provide compatible control computer or laptop for lighting operation.
- Final onsite programming, testing, and operational training included.
- Pricing subject to material availability and freight conditions at time of ordering.

TOTAL

\$42,566.21

PURCHASING DEPARTMENT
WASHINGTON COUNTY BOARD OF EDUCATION

Purchase Order **№ 8020**

Date Issued **5/14/26**

Appropriation No. **141E-71300-429-002**

Dept. **ISM grant**

School **Sulphur Springs**

PURCHASE ORDER

TO Presentation Solutions

PO Box 159
 4809 Fox Run Rd.

Buckner, KY 40010

Deliver to Sulphur Springs Elementary
 Address 1518 Gray Station Sulphur Springs Rd.
 Jonesborough, TN 37659

Via D. O'Neal

Articles on this order must be charged to account of

NOTICE TO VENDOR

1. Purchase order **MUST** bear two signatures in order to be valid.
2. Purchase order number **MUST** appear on all invoices submitted for payment.
3. Mail **TWO** copies of your invoice promptly to:

Washington County Board of Education
 405 West College Street
 Jonesborough, TN 37659
 Telephone (423) 753-1105

ARTICLES OR SERVICES	CODE	QUANTITY & UNIT	UNIT PRICE	TOTAL
(Unless otherwise stated all prices F.O.B. Destination)				
Supplies & materials see attached				
GRAND TOTAL - INCLUDING ALL ATTACHED PAGES				\$10,317.30

SUBJECT TO THE FOLLOWING CONDITIONS

1. All packages, cartons or other containers must be plainly marked with the purchase order number.
2. The right is reserved to purchase in the open market and to charge the difference to the Vendor in the event that deliveries are not made at the time specified in the bid and on this order.
3. Whenever a delivery is rejected, the Vendor shall be notified and be given the reason for the rejection. All rejected deliveries shall be held at the Vendor's risk and he shall bear the expense of removal.
4. Acceptance of this order includes acceptance of all terms, prices, delivery, instructions, specifications and conditions stated.
5. The county is not liable for Federal excise tax or state sales tax.
6. Each shipment and/or each purchase order should be covered by separate invoice.

IMPORTANT: INVOICES AND PACKAGES MUST BEAR PURCHASE ORDER NUMBER

VENDOR'S COPY	There is an otherwise unincumbered balance to the credit of the proper appropriation, allotment or fund to meet the expenditure covered by this purchase.	APPROVED:
	Authorized Signature	

Quote

PRESENTATION SOLUTIONS
 PO BOX 159
 4809 FOX RUN ROAD
 BUCKNER, KY 40010
 (502) 222-7277

Order Number: 0095307
Order Date: 5/13/2026

Salesperson: DIV 70
Customer Number: 00-WASHTN

Sold To:
 Washington County Board of Education
 ACCOUNTS PAYABLE
 405 West College St
 Jonesborough, TN 37659
Confirm To:

Ship To:
 Sulphur Springs Elementary School
 Diana O'Neal
 1518 Gray Station Sulphur Springs Rd
 Jonesborough, TN 37659

Customer P.O.	Ship VIA	F.O.B.	Terms			
QUOTE	UPS GROUND		NET 10			
Item Number	Unit	Ordered	Shipped	Back Order	Price	Amount
UL-STDBOND-24	EACH	6	0	0	79.15	474.90
ColorPro 24" Standard Bond Pap			Whse: 000			
UL-STDBOND-36	EACH	6	0	0	98.95	593.70
36" Standard Bond Paper, 36"x1			Whse: 000			
UL-IOV-24	EACH	3	0	0	178.15	534.45
Stadium Pro Indoor/Outdoor Vin			Whse: 000			
UL-IOV-36	EACH	3	0	0	257.35	772.05
Stadium Pro Indoor/Outdoor Vin			Whse: 000			
UL-WLSVR-36	EACH	2	0	0	445.45	890.90
Wall-Friendly Adhesive Vinyl,			Whse: 000			
Special Promotion #1: Purchase 10 rolls of ColorPro paper, receive 1 roll of standard bond paper free!						
UL-STDBOND-24	EACH	2	0	0	0.00	0.00
ColorPro 24" Standard Bond Pap			Whse: 000			
/ITEM	EACH	1	0	0	1,282.05	1,282.05
UL-STADIUM-36						
Gym/Stadium Posters Starter Kit includes the following items.						
UL-IOV-36	EACH	4	0	0	0.00	0.00
Stadium Pro Indoor/Outdoor Vin			Whse: 000			
UL-BANTABS	EACH	2	0	0	0.00	0.00
Banner Tabs, Pack of 100			Whse: 000			
UL-PUNCH	EACH	1	0	0	0.00	0.00
Banner Tabs, Punch			Whse: 000			
/ITEM	EACH	3	0	0	544.45	1,633.35
UL-YARD-24						
Yard Signs Starter Kit includes the following items.						
UL-WLSVR-24	EACH	3	0	0	0.00	0.00
Wall-Friendly Adhesive Vinyl,			Whse: 000			

Continued

Quote

PRESENTATION SOLUTIONS
 PO BOX 159
 4809 FOX RUN ROAD
 BUCKNER, KY 40010
 (502) 222-7277

Order Number: 0095307
Order Date: 5/13/2026

Salesperson: DIV 70
Customer Number: 00-WASHTN

Sold To:
 Washington County Board of Education
 ACCOUNTS PAYABLE
 405 West College St
 Jonesborough, TN 37659
Confirm To:

Ship To:
 Sulphur Springs Elementary School
 Diana O'Neal
 1518 Gray Station Sulphur Springs Rd
 Jonesborough, TN 37659

Customer P.O. QUOTE	Ship VIA UPS GROUND	F.O.B.	Terms NET 10				
Item Number	Unit	Ordered	Shipped	Back Order	Price	Amount	
YS-1824	EACH	6	0	0	0.00	0.00	
Yard Signs 18" X 24" Box of 25			Whse: 000				
CL-FILM-300	EACH	5	0	0	296.95	1,484.75	
CoolLam Dual-Sided Laminating			Whse: 000				
ID-TAPE-110C	EACH	1	0	0	89.05	89.05	
ID/Recog 4" Tape, Clear, 1 rol			Whse: 000				
ID-TAPE-112W	EACH	2	0	0	89.05	178.10	
ID/Recog 4" Tape, White, 1 rol			Whse: 000				
ID-TAPE-101MS	EACH	3	0	0	138.55	415.65	
ID/Recog 4" Tape, Silver Metal			Whse: 000				
ID-TAPE-123MRN	EACH	2	0	0	89.05	178.10	
ID/Recog 4" Tape-Maroon , 1 rol			Whse: 000				
ID-RIB-101BK	EACH	1	0	0	148.45	148.45	
ID/Recog 4" Ribbon-Black (each			Whse: 000				
ID-RIB-102WH	EACH	1	0	0	148.45	148.45	
ID/Recog 4" Ribbon-White (each			Whse: 000				
ID-RIB-103RD	EACH	1	0	0	148.45	148.45	
ID/Recog 4" Ribbon-Red (each)			Whse: 000				
ID-RIB-104BL	EACH	1	0	0	148.45	148.45	
ID/Recog 4" Ribbon-Blue (each)			Whse: 000				
ID-RIB-105NB	EACH	1	0	0	148.45	148.45	
ID/Recog 4" Ribbon-Navy Blue (Whse: 000				
ID-RIB-106DG	EACH	1	0	0	148.45	148.45	
ID/Recog 4" Ribbon-Dark Green			Whse: 000				
ID-RIB-107GR	EACH	1	0	0	148.45	148.45	
ID/Recog 4" Ribbon-Green (each			Whse: 000				
ID-RIB-108YW	EACH	1	0	0	148.45	148.45	
ID/Recog 4" Ribbon-Yellow (eac			Whse: 000				

Continued

Quote

PRESENTATION SOLUTIONS
 PO BOX 159
 4809 FOX RUN ROAD
 BUCKNER, KY 40010
 (502) 222-7277

Order Number: 0095307
Order Date: 5/13/2026

Salesperson: DIV 70
Customer Number: 00-WASHTN

Sold To:
 Washington County Board of Education
 ACCOUNTS PAYABLE
 405 West College St
 Jonesborough, TN 37659
Confirm To:

Ship To:
 Sulphur Springs Elementary School
 Diana ONeal
 1518 Gray Station Sulphur Springs Rd
 Jonesborough, TN 37659

Customer P.O.	Ship VIA	F.O.B.	Terms			
QUOTE	UPS GROUND		NET 10			
Item Number	Unit	Ordered	Shipped	Back Order	Price	Amount
ID-RIB-109OR	EACH	1	0	0	148.45	148.45
ID/Recog 4" Ribbon-Orange (eac			Whse: 000			
ID-ACC-AT	EACH	1	0	0	98.95	98.95
ID/Recog Application Tape, 4.2			Whse: 000			

Net Order: 9,962.05
Less Discount: 0.00
Freight: 355.25
Sales Tax: 0.00
Order Total: 10,317.30

PURCHASING DEPARTMENT
WASHINGTON COUNTY BOARD OF EDUCATION

Purchase Order **№ 8022**
 Date Issued **5/26/26**
 Appropriation No. **141E-71300-730-002**
 Dept. **ISM grant**
 School **Lamar**

PURCHASE ORDER

TO Ambrosound
 835 Spring St.
 Erwin, TN 37650

Deliver to **Lamar Elementary**
 Address **3261 Hwy 81 S**
Jonesborough, TN 37659
 Via **Donna Widner**

Articles on this order must be charged to account of

NOTICE TO VENDOR

- 1. Purchase order MUST bear two signatures in order to be valid.**
- 2. Purchase order number MUST appear on all invoices submitted for payment.**
- 3. Mail TWO copies of your invoice promptly to:**
 Washington County Board of Education
 405 West College Street
 Jonesborough, TN 37659
 Telephone (423) 753-1105

ARTICLES OR SERVICES	CODE	QUANTITY & UNIT	UNIT PRICE	TOTAL
(Unless otherwise stated all prices F.O.B. Destination)				
Staging System 24' x 16' Pro X Deck clamps Pro X Leg clamps Pro X Steps Pro X trolley Stage skirts *price inquiry attached				
GRAND TOTAL - INCLUDING ALL ATTACHED PAGES				\$19,313.78

SUBJECT TO THE FOLLOWING CONDITIONS

1. All packages, cartons or other containers must be plainly marked with the purchase order number.
 2. The right is reserved to purchase in the open market and to charge the difference to the Vendor in the event that deliveries are not made at the time specified in the bid and on this order.
 3. Whenever a delivery is rejected, the Vendor shall be notified and be given the reason for the rejection. All rejected deliveries shall be held at the Vendor's risk and he shall bear the expense of removal.
 4. Acceptance of this order includes acceptance of all terms, prices, delivery, instructions, specifications and conditions stated.
 5. The county is not liable for Federal excise tax or state sales tax.
 6. Each shipment and/or each purchase order should be covered by separate invoice.
- IMPORTANT: INVOICES AND PACKAGES MUST BEAR PURCHASE ORDER NUMBER**

VENDOR'S COPY	There is an otherwise unincumbered balance to the credit of the proper appropriation, allotment or fund to meet the expenditure covered by this purchase.	APPROVED: _____ Purchasing Agent
	_____ Authorized Signature	



PRICE INQUIRY FORM

VENDOR	DESCRIPTION OF ITEM FOR PRICE COMPARISON	PRICE QUOTED
Firm - <u>Ambrosound</u> Address- 835 Spring St. Erwin, TN 37650 Person: <u>Todd</u> Date - <u>5/24/26</u>	Staging System 24' x 16'	Total: \$19,313.78
Firm: <u>Live Tour Tech LLC</u> Address: 3223 W 6th St. Los Angeles, CA 90020 Person- _____ Date - <u>3/9/25</u>	Staging System 24' x 16'	Total: \$25,305.00
Firm - <u>StageDrop LLC</u> Address: website Person- website Date - <u>5/26/26</u>	Staging System 24' x 16'	Total: \$19,827.26

Name of person obtaining inquiry - Kelli Hauldren



Ambrosound
835 Spring Street
Erwin, TN 37650
+14239140571
ambrosound@gmail.com

Estimate

ADDRESS

Lamar School

ESTIMATE #	DATE
1643	05/24/2026

PRODUCT	QTY	RATE	AMOUNT
PRO X STAGE			
Pro X 24' x 16' Portable Stage 4'x4' Stage Decks with 16"-22" adjustable legs	22	738.40	16,244.80
Pro X Deck Clamps	22	17.00	374.00
Pro X Leg Clamps	22	23.00	506.00
Pro X Steps (1 set)	1	710.00	710.00
Pro X Trolley (carries 22 decks)	1	1,039.00	1,039.00
Ameristage Stage Skirts (package to fit 3 sides)	1	439.98	439.98
	TOTAL		\$19,313.78

Accepted By

Accepted Date

QUOTE

Live Tour Tech LLC

3223 West 6th Street, Suite 101 #1153 Los Angeles, CA 90020 United States
818-495-5293

BILL TO
widnerd@wcde.org

QUOTE # 562B
QUOTE DATE 03/09/2026



DESCRIPTION	AMOUNT
Recommended Configuration	25,305.00

24'x16' Portable Modular Aluminum Stage
16" Height

This layout builds cleanly using our 4' x 4' modular system.

Footprint: 384 sq ft
Deck Count: (24) 4' x 4' sections

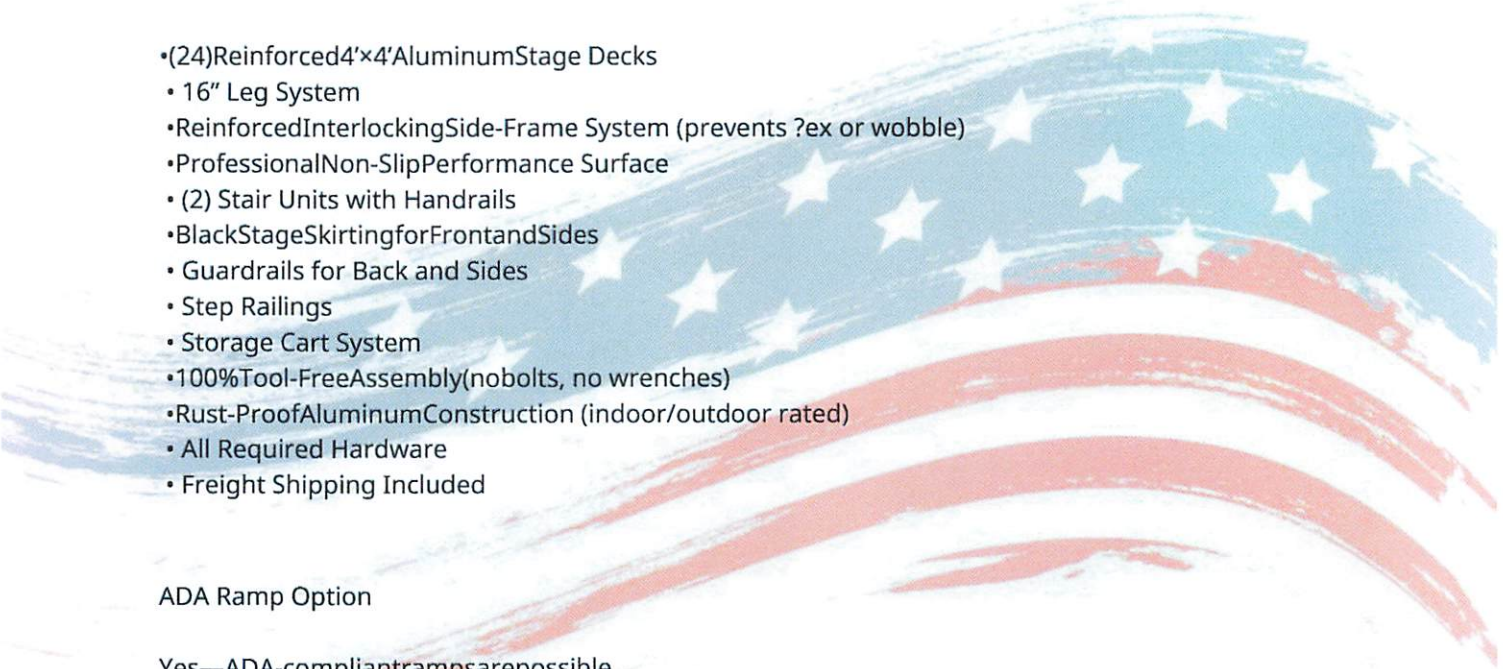
What's Included

- (24) Reinforced 4'x4' Aluminum Stage Decks
- 16" Leg System
- Reinforced Interlocking Side-Frame System (prevents flex or wobble)
- Professional Non-Slip Performance Surface
- (2) Stair Units with Handrails
- Black Stage Skirting for Front and Sides
- Guardrails for Back and Sides
- Step Railings
- Storage Cart System
- 100% Tool-Free Assembly (no bolts, no wrenches)
- Rust-Proof Aluminum Construction (indoor/outdoor rated)
- All Required Hardware
- Freight Shipping Included

ADA Ramp Option

Yes—ADA-compliant ramps are possible.

At 16" stage height, the minimum ADA ramp length is typically 16' to maintain a 1:12 slope. ADA ramps would also include the proper



handrails.

I can quote that separately depending on how you want the access laid out.

Built for School & Event Use

Most cheaper stages are basic 4-leg platforms that shift over time. Our reinforced interlocking frame locks the full platform together so it stays solid and quiet during use.

The decks are lightweight, tool-free, and stack for storage, while the cart system keeps transport and organization much cleaner.

Investment

Stage System: \$14,856

Stair Units (2): \$0 Included/No Charge

Stage Skirting: \$384

Guardrail Package (12) 4x3 (sides and back) \$2,220

Storage Cart System (4) Up to 6 decks per cart: \$996

ADA Ramp 16": \$6,849

Freight: Included

TOTAL

\$25,305.00




What Sets Our Staging Apart?

Aluminum Body

- **High Grade Aluminum** Build
- No corrosion, no decay
- Long-term durability
- Maintains structural strength year after year

Tool - Free

- No tools. No bolts. **No stress.**
- **EASY setup and teardown**
- One-person deck handling
- Set up in minutes



Reinforced Sides

- **Extra Stability**
- Built for **repeated** use
- Reduces vibration and movement

Adjustable Legs

- No wobble on **slopes, rough, or uneven surfaces**
- Level stage every time



What about other stages?



Cheaper, 4-Legged Stages

- Often requires **crawling underneath the stage to secure bolts**
- Tool-based setup can be **slower and more complex**
- Lightweight frames
- Fixed-height legs can be **unstable on grass, slopes, or uneven ground**
- Metal components may corrode over time depending on material and environment
- Joints and bolts can loosen with repeated use
- Can feel temporary or less stable
- **Past clients often report these setups as labor-intensive**



Thin Accordion Style Stages


- Designed with slim, lightweight leg structures
- Lower upfront cost, but can be challenging long-term
- **Often unsuitable for uneven surfaces**
- Limited individual leg adjustment compared to modular systems when used on uneven terrain
- Typically selected for lighter-duty or occasional use

It's Easy as 1, 2, 3!

1. Place the 4 adjustable legs on the ground



2. Slide in the pillars and four reinforced sides



3. Slap on the Top Deck!



You're Done!

STAGEDROP^{LLC}

PORTABLE STAGES & EVENT FURNITURE

Secure Checkout

Already a Customer?

Login here or continue below to checkout as a guest.

Billing Address

Shipping Address

- Shipping and billing address are the same
 Ship to a different address

Select Shipping Method

The items in your cart ship from different warehouses. **Select a shipping method for each warehouse** to calculate your total shipping cost.

Biljax Warehouse (OH)

- Economy Freight (Biljax-OH) - \$422.10

ProX Warehouse (NJ)

- UPS Ground - \$124.69
 Economy Freight (PRX-NY) - \$299.00

StageDrop Warehouse (NJ/CA)

- Free Freight Over \$3900 - \$0.00

Recalculate Shipping

Does delivery address have a forklift or raised loading dock? *:

Please select



Delivery Contact Name:

Delivery Contact Cell # (freight co. will call you to schedule delivery):

Delivery Contact Email:

Select Payment Method

▶ Credit Card / Debit Card



▶ Gift Certificate

▶ Mail a Check

▶ Purchase Order (Requires Approval)

Special Instructions / Event Date

Important: Let us know any special instructions or if you need this by a specific date. Transit times and availability listed on website are estimates and are not guaranteed.

Create an Account Password

Note: Supplying a password is not required, but will allow you to view your order status and history.

Choose a Password

Repeat password

Check out as a Guest

Join our Mailing List

- Notify me about occasional sales and special offers
 Send me new blog posts and helpful stage-setup tips

Confirm and Place Your Order

ProFlex 16'x24' Indoor/Outdoor Portable Stage

#PF384I-16X24I

Height: 16"-24" Adjustable (Square Legs)

1 x \$16,231.40

\$16,231.40

FREE GIFT: StageDrop Frisbee!

#FRISBEE

1 x FREE

FREE

ProFlex 8'x24" Black Stage Skirt (8'x24")

#PFS8X24

3 x \$99.00

\$297.00

Biljax ST8100 Vertical Stage Storage Cart

#BJX-0106-25-32

1 x \$1,230.99

\$1,230.99

Modular XP Aluminum 5-Step Stair with Hand Rails

#MXP5STAIR

1 x \$942.99

\$942.99

StageQ Leg Clamp for Connecting 4 Stage Legs

#PRX-XSQ-MX4

22 x \$33.99

\$747.78

[Click Here to Change Cart Contents](#)

Subtotal:

\$19,450.16

Shipping: (824.00 lbs.)

\$422.10

Tax:

~~\$1,552.99~~

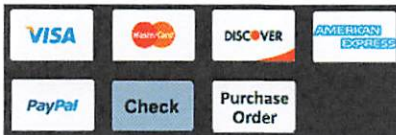
Place Order

Need help? Call us at **1-800-887-8243**, email sales@stagedrop.com or **Request a Quote**.

StageDrop LLC

StageDrop provides portable stages, risers, truss, ramps and event furniture to businesses and organizations nationwide. Since 2007, we've delivered customized event solutions for 20,000+ clients - including schools, houses of worship, venues, government, fitness centers, nonprofits and event professionals - backed by exceptional service and lasting support. Shop online or contact us today for a free customized quote with expert guidance and fast turnaround.

We Securely Accept



All Major Credit Cards, Paypal, ACH, Checks & Purchase Orders

Get to know us!



Contact Us

StageDrop LLC

706 Challenger Way

Forked River, New Jersey 08731

(800) 887-8243 Toll-Free

(609) 971-9200 In New Jersey

(609) 971-1650 Fax

Email:

sales@stagedrop.com

© 2007 - 2026 StageDrop LLC. All rights reserved.

StageDrop LLC is an Authorized Dealer for all of the products available on this website.

[Privacy Policy](#) | [Terms of Use](#)

PRICE INQUIRY FORM
Washington County Schools

Vendor	Description of item for price comparison	Price Quoted
Firm <i>Elike Floor Supply</i> Address <i>4000 Greensboro Dr Ste 200</i> <i>Shafford TN 37477</i> Person Contacted <i>MEA</i> Date <i>5/4/26</i>	4200 SQ FT 3/4 Black Rubber Rolls 4 ft x 10 ft 16 ROLLS Double Sided TAPE + Shipping	\$15,717.14
Firm <i>Flaming TAC</i> Address <i>1958 A1Aville Rd</i> <i>Smyma TN 37110</i> <i>Smyma TN 37167</i> Person Contacted <i>Stefanie Tully</i> Date <i>5/6/26</i>	11	\$16,268.74 no shipping
Firm <i>American Floor Mats</i> Address <i>152 Collins Ave #102</i> <i>Rodex, NC, MP 20552</i> Person Contacted <i>NATE TOR</i> Date <i>5/1/26</i>	11	\$16,472 no shipping

Jeremy Moore

Name of person obtaining inquiry



Jeremy Moore <moorej4@wcde.org>

Quote



Elite Floor Supply <sales@elitefloorsupply.com>
To: Jeremy Moore <moorej4@wcde.org>



Mon, May 4, 2026 at 10:27 AM

Hi Jeremy!


Thank you for your interest in our products! Here is your quote for your reference.

For the payment method, we accept purchase orders, and we accept payment via credit card, ACH/WIRE transfer, and check. Please note that we are not part of any purchasing co-op as of this moment. Should you have any questions or need help in placing an order, please let us know!

	4200 3/4" Heavy Duty Rubber Rolls	\$15,750.00
	Black	\$14,196.00
	Width (ft): 4	
	Length (ft): 10	
	Total Area (sq. ft.): 4200	
	Quantity: 105	
	Weight: 16800.00	
	 SAVE10 (-\$1,554.00)	

	1 Premium Double Sided Tape	\$446.52
	1 Case (16 Rolls)	\$401.87
	 SAVE10 (-\$44.65)	

Discount code	Apply
---------------	-------

Subtotal - 4,201 items	\$14,597.87
Shipping 	\$1,119.27
Total	USD \$15,717.14
 TOTAL SAVINGS \$1,598.65	

Regards,
Nica



- **Sales and Service Team**
- sales@eitefloorsupply.com
- **Visit Us**
- **Toll-Free: +1 (888) 249-9985**
- [4000 Greenbriar Dr. Ste. 200 Stafford, TX 77477](#)
-
-
-

[Quoted text hidden]



Jeremy Moore <moorej4@wcde.org>

Email alert for submitted quote request

Flooring Inc. <customerassistance@flooringinc.com>
To: moorej4@wcde.org

Wed, May 6, 2026 at 5:34 PM



Hello Jeremy Moore,

Your cart has been saved to your account. You can view all your saved carts and proceed to checkout by [logging into your account](#).

Your Cart Id #1003365021

Items	Qty	Price
3/4" Olympian Rubber Rolls	70	\$225.00
Colors: Black		
Select An Option: 4' Wide		
Custom Length: 15		
Double Sided Carpet Tape	16	\$32.39
Colors: N/A		
Select An Option: 2" x 82.5'		
Subtotal		\$16,268.24
Tax		-\$1,545.48
Grand Total		\$17,813.72

[Quoted text hidden]



(https://www.americanfloormats.com)



FREE SHIPPING
CLICK FOR DETAILS



**PRICE MATCH
GUARANTEE**

CONTACT

ACCOUNT (/ACCOUNT/)

CART 123 (/CART/)

YOUR CART

Email Cart | #6000382



(/vulcanized-rubber-flooring-rolls/)

Vulcanized Rubber Flooring Rolls (/vulcanized-rubber-flooring-rolls/)


Size: 3/4" Thick - Solid Black
4' Wide x 10' ~ 40 sq ft
Color: Solid Black

- 105 +

@ ~~\$198.40~~ \$152.00

\$15,960.00

delete



(/rubber-flooring-beveled-edge-ramps/)

Rubber Flooring Beveled Edge Ramps (/rubber-flooring-beveled-edge-ramps/)

Standard Size: Mega-Profile Nosing (12 Linear Feet)
Color: Black

- 2 +

@ \$69.00

\$138.00

delete



Double Sided Adhesive Tape (/double-sided-adhesive-tape/)

Standard Size: 3" x 75' Roll



(/double-sided-adhesive-tape/)

- 16 +

@ ~~\$47.00~~ \$32.00

\$512.00

delete

SUBTOTAL

\$16,610.00

CHECKOUT NOW > (/CHECKOUT/)

WE ALSO RECOMMEND



< (/rubber-flooring-disinfectant-detergent/)

Rubber Flooring Disinfectant / Detergent (/rubber-flooring-disinfectant-detergent/)

As low as \$65.25



(/coved-wall-base/)

Coved Wall Base (/coved-wall-base/)

As low as \$110.00



(/rubber-flooring-clear >

Rubber Flooring Clear (/rubber-flooring-clear

As low as \$:



EF Commercial Flooring LLC
A Subsidiary of Engineered Floors LLC
 contract.team@engineeredfloors.com

PO Box 2207
 Dalton, GA 30722
 P 800-241-4586

QUOTE

Reference#:

Sales Rep: GLENDA CORDRAY

Project: 3110 DAVID CROCKETT BAND	Contract: OMNIA
Date: 5/06/26 Valid Thru: 6/05/26	Contract#: 02-146
Quote#:	AP Purchase Order#:
Cust#: 146237	Agreement Total: \$15,318.57

Bill To Address

WASHINGTON CTY BOARD OF EDUC
 405 W COLLEGE ST

 JONESBOROUGH
 TN 37659-1009

Contact: JEREMY MOORE
Phone: 423-341-5009
Email: MOOREJ@WCDE.ORG

Ship To Address

ES DOCKERY
 254 CHRISTIAN CHURCH RD

 GRAY
 TN 37615

Contact: RANDY SALZWEDEL
Phone: 423-791-0533
Email: RANDY@ESDOCKERY.COM

Site Location

DAVID CROCKETT HIGH SCHOOL
 684 OLD STATE RTE 34

 JONESBOROUGH
 TN 37659-1009

Installer

ES DOCKERY
 254 CHRISTIAN CHURCH RD

 GRAY
 TN 37615

Project Scope:

INSTALL DATE REQUIRED BEFORE SHIPPING
 DEMO CARPET AND BASE AND INSTALL KINETEX AND BASE. MINOR FLOOR PREP.

MILL SUPPLIED PRODUCTS

Style	Color	Size	Back	Qty	Price	Uom	Amount
1856 PARALLELS	3512 TWIN	24X24	KX	1440.00	3.15	SF	4,536.00
A3734 KINETEX PR	PREM PREMIUM	GAL4	II	3.00	132.99	EA	398.97
** Total Material Amount							\$4,934.97

INSTALLER PROVIDED PRODUCTS AND SERVICES

	Qty	Uom	Price	Amount
Install Kinetex	1400.00	SF	1.93	2,702.00
Install Only - 2 1/2" or 4" Base	150.00	LF	1.43	214.50
Demo/Remove Existing Broadloom Carpet	160.00	SY	4.39	702.40
Demo Existing Base	150.00	LF	.77	115.50
Installer Supplied 4" Cove Base (100 LF min)	240.00	LF	2.20	528.00
Supply & Install Stair Nosings	190.00	LF	10.73	2,038.70
Minor Floor Prep (Materials & Labor)	1400.00	SF	1.35	1,890.00
Additional Labor Complex Installation	35.00	HR	57.50	2,012.50
** TOTAL INSTALLER PROVIDED PRODUCTS & SERVICES				\$10,203.60
SOUTHEASTERN FREIGHT				\$180.00
** Total Miscellaneous Charges				\$180.00

Total Agreement Amount \$15,318.57

For quotes that include installation services, the industry standard minimum floor prep is included. All other prep will be quoted on a per job basis. Unless otherwise specified in the estimate, recycling and disposal are not included.

THIS AGREEMENT IS SUBJECT TO THE TERMS AND PROVISIONS AS NEGOTIATED WITH THE END USER AND ON FILE WITH **EF COMMERCIAL FLOORING LLC**.

Please sign and return along with your PO to contract.team@engineeredfloors.com

Signature _____ Date _____

Title _____



**STATE OF TENNESSEE, DEPARTMENT OF GENERAL SERVICES
CENTRAL PROCUREMENT OFFICE**

Statewide Multi-Year Contract Issued to:

ROBERTS MOTOR CO INC
1027 NASHVILLE HWY
COLUMBIA, TN 38401

Contract Number: 0000000000000000000088751

Title: SWC209

Start Date : October 24, 2025

End Date: June 30, 2028

Renewals: 0

Is this contract available to local government agencies in addition to State agencies?: Yes

Authorized Users. This Contract establishes a source or sources of supply for all Tennessee State Agencies. "Tennessee State Agency" refers to the various departments, institutions, boards, commissions, and agencies of the executive branch of government of the State of Tennessee with exceptions as addressed in Tenn. Comp. R. & Regs. 0690-03-01-.01. The Contractor shall provide all goods or services and deliverables as required by this Contract to all Tennessee State Agencies. The Contractor shall make this Contract available to the following entities, who are authorized to and who may purchase off of this Statewide Contract ("Authorized Users"):

- a. all Tennessee State governmental entities (this includes the legislative branch; judicial branch; and, commissions and boards of the State outside of the executive branch of government);
- b. Tennessee local governmental agencies;
- c. members of the University of Tennessee or Tennessee Board of Regents systems;
- d. any private nonprofit institution of higher education chartered in Tennessee; and,
- e. any corporation which is exempted from taxation under 26 U.S.C. Section 501(c)(3), as amended, and which contracts with the Department of Mental Health and Substance Abuse to provide services to the public (Tenn. Code Ann. § 33-2-1001).

These Authorized Users may utilize this Contract by purchasing directly from the Contractor according to their own procurement policies and procedures. The State is not responsible or

liable for the transactions between the Contractor and Authorized Users.

Note: If "no", attach exemption request addressed to the Central Procurement Officer.

Contract Contact Information:

State of Tennessee
Department of General Services, Central Procurement Office
Contract Administrator: Michael Neely
3rd Floor, William R Snodgrass, Tennessee Tower
312 Rosa L. Parks Avenue
Nashville, TN 37243-1102
Phone: 615/741-5971
Email: michael.t.neely@tn.gov

Line Information

Line 1

Item ID: 1000187740
Sedans, Toyota Generic SWC209 Asset
Unit of Measure: EA

Line 2

Item ID: 1000187742
Sport Utility Vehicles Toyota(SUVs), Generic SWC209 Asset
Unit of Measure: EA


Line 3

Item ID: 1000187743
Light Trucks Toyota(Class 1,2,3,4,5) Pickup or Chassis Cab, Generic SWC209 Asset
Unit of Measure: EA

Line 4


Item ID: 1000179941
Optional Equipment, Generic SWC209 Asset
Unit of Measure: EA
Vendor Item/Part #: RMC-01

APPROVED: _____


Digitally signed by Michael F. Perry
DN: cn=Michael F. Perry, o=State of TN
CPO, ou=Department of General Services,
email=mike.perry@tn.gov, c=US
Date: 2025.10.14 14:07:07 -05'00'

CHIEF PROCUREMENT OFFICER

BY: _____


Digitally signed by Mike Neely
Date: 2025.10.14 13:51:20
-05'00'

PURCHASING AGENT

DATE _____

Request for Taxpayer Identification Number and Certification

Go to www.irs.gov/FormW9 for instructions and the latest information.

**Give form to the
requester. Do not
send to the IRS.**

Before you begin. For guidance related to the purpose of Form W-9, see *Purpose of Form*, below.

Print or type. See <i>Specific Instructions</i> on page 3.	<p>1 Name of entity/individual. An entry is required. (For a sole proprietor or disregarded entity, enter the owner's name on line 1, and enter the business/disregarded entity's name on line 2.)</p> <p>Roberts Motor Co., Inc.</p>	
	<p>2 Business name/disregarded entity name, if different from above.</p> <p>Roberts Toyota</p>	
	<p>3a Check the appropriate box for federal tax classification of the entity/individual whose name is entered on line 1. Check only one of the following seven boxes.</p> <p> <input type="checkbox"/> Individual/sole proprietor <input type="checkbox"/> C corporation <input checked="" type="checkbox"/> S corporation <input type="checkbox"/> Partnership <input type="checkbox"/> Trust/estate <input type="checkbox"/> LLC. Enter the tax classification (C = C corporation, S = S corporation, P = Partnership) _____ Note: Check the "LLC" box above and, in the entry space, enter the appropriate code (C, S, or P) for the tax classification of the LLC, unless it is a disregarded entity. A disregarded entity should instead check the appropriate box for the tax classification of its owner. <input type="checkbox"/> Other (see instructions) _____ </p>	<p>4 Exemptions (codes apply only to certain entities, not individuals; see instructions on page 3):</p> <p>Exempt payee code (if any) _____</p> <p>Exemption from Foreign Account Tax Compliance Act (FATCA) reporting code (if any) _____</p> <p style="text-align: right;"><i>(Applies to accounts maintained outside the United States.)</i></p>
	<p>3b If on line 3a you checked "Partnership" or "Trust/estate," or checked "LLC" and entered "P" as its tax classification, and you are providing this form to a partnership, trust, or estate in which you have an ownership interest, check this box if you have any foreign partners, owners, or beneficiaries. See instructions <input type="checkbox"/></p>	
	<p>5 Address (number, street, and apt. or suite no.). See instructions.</p> <p>1027 Nashville Hwy</p>	<p>Requester's name and address (optional)</p>
	<p>6 City, state, and ZIP code</p> <p>Columbia TN 38401</p>	
	<p>7 List account number(s) here (optional)</p>	

Part I Taxpayer Identification Number (TIN)

Enter your TIN in the appropriate box. The TIN provided must match the name given on line 1 to avoid backup withholding. For individuals, this is generally your social security number (SSN). However, for a resident alien, sole proprietor, or disregarded entity, see the instructions for Part I, later. For other entities, it is your employer identification number (EIN). If you do not have a number, see *How to get a TIN*, later.

Social security number									
or									
Employer identification number									
6	2	-	1	7	9	6	2	5	5

Note: If the account is in more than one name, see the instructions for line 1. See also *What Name and Number To Give the Requester* for guidelines on whose number to enter.

Part II Certification

Under penalties of perjury, I certify that:

1. The number shown on this form is my correct taxpayer identification number (or I am waiting for a number to be issued to me); and
2. I am not subject to backup withholding because (a) I am exempt from backup withholding, or (b) I have not been notified by the Internal Revenue Service (IRS) that I am subject to backup withholding as a result of a failure to report all interest or dividends, or (c) the IRS has notified me that I am no longer subject to backup withholding; and
3. I am a U.S. citizen or other U.S. person (defined below); and
4. The FATCA code(s) entered on this form (if any) indicating that I am exempt from FATCA reporting is correct.

Certification instructions. You must cross out item 2 above if you have been notified by the IRS that you are currently subject to backup withholding because you have failed to report all interest and dividends on your tax return. For real estate transactions, item 2 does not apply. For mortgage interest paid, acquisition or abandonment of secured property, cancellation of debt, contributions to an individual retirement arrangement (IRA), and, generally, payments other than interest and dividends, you are not required to sign the certification, but you must provide your correct TIN. See the instructions for Part II, later.

Sign Here	Signature of U.S. person		Date
			01 02 26

General Instructions

Section references are to the Internal Revenue Code unless otherwise noted.

Future developments. For the latest information about developments related to Form W-9 and its instructions, such as legislation enacted after they were published, go to www.irs.gov/FormW9.

What's New

Line 3a has been modified to clarify how a disregarded entity completes this line. An LLC that is a disregarded entity should check the appropriate box for the tax classification of its owner. Otherwise, it should check the "LLC" box and enter its appropriate tax classification.

New line 3b has been added to this form. A flow-through entity is required to complete this line to indicate that it has direct or indirect foreign partners, owners, or beneficiaries when it provides the Form W-9 to another flow-through entity in which it has an ownership interest. This change is intended to provide a flow-through entity with information regarding the status of its indirect foreign partners, owners, or beneficiaries, so that it can satisfy any applicable reporting requirements. For example, a partnership that has any indirect foreign partners may be required to complete Schedules K-2 and K-3. See the Partnership Instructions for Schedules K-2 and K-3 (Form 1065).

Purpose of Form

An individual or entity (Form W-9 requester) who is required to file an information return with the IRS is giving you this form because they

Roberts Toyota
1027 Nashville Hwy
Columbia, TN 38401

SWC209 #88751 State Price Quote

Washington County
Schools
405 W College Street
Jonesborough, TN 37659
P: 423-753-1100

Simulation Date: 04/28/2026
Performed By: JON VESTRHEIM : 41021
Program Code: H7 - GOVERNMENT PROGRAM
Model Year: 2026
Model: 5402 SIENNA LE 8 PASSENGER - CVT - CONT VARIABLE TRANSM
Destination: Tennessee

Standard Features

MECHANICAL & PERFORMANCE

- 2.5L 4-Cylinder Engine
- 245 Net Combined Horsepower
- Electronic Continuous Var. Tran. (ECVT)

SAFETY & CONVENIENCE

- Toyota Safety Sense 2.0 w/Pre-Collision
- Advanced Rear Seat Reminder
- STAR Safety System
- LATCH-Lower Anchor & Tether for Children
- Front and Rear Parking Assist
- Integrated Back Up Camera
- Blind Spot Monitor w/Rear Cross-Traffic Alert
- Remote Keyless Entry & Push Button Start
- Connected Services Capable. 4G network dependent. See Toyota.com for details.

EXTERIOR

- LED Headlights with Auto On/Off Feature
- Dual Power Sliding Side Doors
- Color-Keyed Power Outside Heated Mirrors with Integrated Blind Spot Warning
- 17-in Wheels

INTERIOR

- 8-in. Toyota Audio Multimedia w/ 8-Speakers, Wireless Apple CarPlay and Android Auto Compatibility
- SiriusXM w/3-Month Trial
- USB Media Port, 6 USB Charge Ports
- Three Zone Auto Climate Control w/ Rear Cabin Controls
- Fabric-Trimmed Seats, Power Driver Seat, 2nd-Row Bench w/Stowable Center Seat, 60/40 Split & Stow 3rd Row Seat w/ One-Motion Stow

For Full Product Details, Please Visit

[Toyota.com/Sienna](https://toyota.com/Sienna)

NOTE: Standard features are based on information available when this page was posted and are subject to change without notice.

Factory Accessories

FE 50 State Emissions NA

Post Production Options

2T All Weather Floor Liners \$ 270

Est. M.S.R.P Price per Unit*

Base Price: \$ 40,820.00

Accessories: \$ 270.00

H7 Published Incentive: \$ 0.00

Fuel Charge: \$ 16.00

Sub-total: \$ 41,106.00

DPH: \$ 1,595.00

Price Adjustment: Plus Minus \$

Total Est. Price*: **\$ 40,511.00**

NOTE:

1) If you have selected a Special Color Paint, an additional charge of up to \$425 will be added to your invoice. Two Tone special colors include surcharge. Please check the Price Guide for current pricing. Special Colors currently include: 0089 - Wind Chill Pearl, 0090 - Oxygen White, 01L5 - Heavy Metal, 03T3 - Ruby Flare Pearl, 03U5 - Supersonic Red, 03U9 - Finish Line Red, 04Y6 - Bronze Age, 08Y7 - Hydro Blue, 08Z3 - Dark Cosmos, 0D25 - Soul Red Crystal, 0K1X - Halo, 02PS - Wind Chill Pearl/Midnight Black Metallic Roof, 02SC - Supersonic Red/Midnight Black Metallic Roof, 02XM - Finish Line Red /Midnight Black Metallic Roof, 02XW - Oxygen White/Black Roof, 02XZ - Bronze Age/Black Roof, 02YD - Ruby Flare Pearl/Midnight Black Metallic Roof, 02YJ - Heavy Metal/Midnight Black Metallic Roof, 02ZA - Heavy Metal/Black Roof, 02ZR - Finish Line/Black Roof, 0D23 - Wind Chill Pearl/Jet Black Roof, and 0D28 - Soul Red Crystal/Jet Black Roof.

2) All information on this website is based on data available at time of posting, is subject to change without notice and pertains specifically to continental U.S.A. vehicles only.

3) Pricing for Post Production Options installed by the manufacturer. Actual prices for dealer installed accessories may vary. Please see your local Toyota dealer for pricing. Prices and product availability are subject to change without notice.

4) Fleet Data Package Options F1 & F3: See [Fleet Data Packages](#) and [Fleet Data Package Terms and Conditions](#) for details; approved data partner terms & fees may also apply.

* Each Fleet vehicle includes a Fleet Program Discount. The Fleet Program Discount is calculated as 2% of the base MSRP with options.

** MSRP Excludes taxes, license, title and available or regionally required equipment. Actual dealer price may vary. Pricing, specifications, standard features and available equipment are based on information available when this page was posted and are subject to change without notice. PPO Pricing represents TMS pricing and may vary from SET and GST pricing.

DPH (Delivery, Processing and Handling Fee) Historically, vehicle manufacturers and distributors have charged a separate fee for processing, handling and delivering vehicles to dealerships. Toyota's charge for these services is called the "Delivery, Processing and Handling Fee" and is based on the value of the processing, handling and delivery services Toyota provides as well as Toyota's overall pricing structure. Toyota may make a profit on the Delivery, Processing and Handling Fee.

Washington County Board of Education

Monitoring: Review: Annually	Descriptor Term: Expenses and Reimbursements	Descriptor Code: 2.804	Issued Date: 06/25/19
		Rescinds: 2.804	Issued: 04/05/18

1 *Central Office*

2 The board shall review expense allowances and reimbursement guidelines on an annual basis.

3 Requests for reimbursements shall be submitted to the director of schools' office within thirty (30)
4 days of the date of the completion of such travel.

5 The director of schools shall develop procedures and forms to ensure consistency and transparency
6 with the implementation of this policy.

7 **SCHOOL PERSONNEL**

8 School personnel who incur expenses in carrying out their authorized duties will be reimbursed upon
9 submission of an approved voucher and supporting receipts.

10 Expenses for travel will be reimbursed when the travel has the advance authorization of the director of
11 schools. The director of schools may grant this authorization without prior board action when the travel
12 expense has been anticipated and incorporated into the operational budget of the particular program
13 involved.

14 Any reimbursement made to a school principal from a Washington County Department of Education or
15 school bank account must have final approval from the Director of Schools before reimbursement can
16 be processed.

17 The board shall be responsible for all expenses pertaining to staff development. Student activity
18 funds shall not be used for this purpose.¹

19 **BOARD MEMBERS**

20 The members of the board shall be paid for transportation, lodging, meals, and other pertinent
21 expenses when traveling on business for the board. Attendance at conventions or other educational
22 meetings or travel for other school purposes shall be authorized in advance by the board.²

Legal References

1. *Tennessee Internal School Uniform Accounting Policy Manual*, Section 5-18
2. TCA 49-2-2001(c)

Washington County Department of Education
School Educational **OVERNIGHT** Trip Authorization*

RECEIVED
MAY 21 2026
KR

In State Out of State

Date of Request 5-20-26 School Boones Creek Trip Date May 11-14, 2027

Estimated time of departure 5/11 @ 10am and return 5/14 @ 11pm total time away 4 days

Destination (include location) Washington D.C.

Teacher Katy Hancock Class _____ Grade 8th

Chaperones Kelly Arnold
Andy McCall

Number of Students Involved 80

Estimated Total Miles (both ways) of Trip 800 miles

Bus Driver/Number Charter bus Bus Driver/Number _____ Will _____

Chaperones have a list (roll) that they are responsible for? yes

As you plan the trip, will all children be given instructions as to what they should do if they become separated (lost) from the group? yes

Will you have on file parental release forms signed by parents or legal guardians? yes

Explain the educational value of the trip: This trip offers a unique and immersive experience where students can directly engage with the nation's history, government, and culture.

Total Cost Estimate \$1,000 per student

Plans for meeting the costs We will fundraise as a group parents will pay individually for additional costs.

Transportation cost for educational trips shall be calculated in the following manner:
\$16.00 per hour for driver (2 hour minimum)
\$ 3.15 per hour to cover fixed charges (SS, retirement, etc.)
\$19.15 total to be remitted to the central office per hour
Reimbursement for the bus and fuel shall be made at the rate of \$.75 per mile.

*Refer to Board Policy 4.302

[Signature]
Principal's Signature

5/20/26
Date

APPROVED BY WC SUPERINTENDENT
[Signature]
Superintendent's Signature

5/21/26
Date

Date Approved by the Board of Education _____

Jerry S. Boyd
Superintendent



WASHINGTON
COUNTY SCHOOLS
INSPIRE ★ STRIVE ★ THRIVE

BOARD OF EDUCATION
Eric Barnes
Annette Buchanan
Keith Ervin
Chad Fleenor
David Hammond
Gregg Huddleston
Mike Masters
Whitney Riddle
Vince Walters

**BOARD MEETING DATES
2026-2027**

Month	Workshop 6:00	Board Meeting 6:00
July		Agenda Deadline - June 30, 2026 Meeting - July 7, 2026
August	Agenda Deadline - July 21, 2026 Workshop - July 28, 2026	Agenda Deadline - July 31, 2026 Meeting - August 4, 2026
September	Agenda Deadline - August 19, 2026 Workshop - August 25, 2026	Agenda Deadline - August 27, 2026 Meeting - September 3, 2026
October	Agenda Deadline - September 15, 2026 Workshop - September 23, 2026 <i>Meeting time 4:00 p.m.</i>	Agenda Deadline - September 24, 2026 Meeting - October 1, 2026
November	Agenda Deadline - October 14, 2026 Workshop - October 20, 2026	Agenda Deadline - October 22, 2026 Meeting - October 29, 2026
December	Agenda Deadline - November 17, 2026 Workshop - November 24, 2026	Agenda Deadline - November 24, 2026 Meeting - December 3, 2026 <i>Meeting time 5:00</i>
January	No Workshop	Agenda Deadline - December 28, 2026 Meeting - January 7, 2027
February	Agenda Deadline - January 20, 2027 Workshop - January 26, 2027	Agenda Deadline - January 28, 2027 Meeting - February 4, 2027
March	Agenda Deadline - February 17, 2027 Workshop - February 23, 2027	Agenda Deadline - February 25, 2027 Meeting - March 4, 2027
April	Agenda Deadline - March 24, 2027 Workshop - March 30, 2027	Agenda Deadline - April 1, 2027 Meeting - April 8, 2027
May	Agenda Deadline - April 20, 2027 Workshop - April 27, 2027	Agenda Deadline - April 29, 2027 Meeting - May 6, 2027
June	Agenda Deadline - May 19, 2027 Workshop - May 25, 2027	Agenda Deadline - May 27, 2027 Meeting - June 3, 2027
July	Agenda Deadline - June 23, 2027 Workshop - June 29, 2027	Agenda Deadline - July 1, 2027 Meeting - July 8, 2027

v06052025

Washington County Board of Education

Monitoring: Review: Annually, in January	Descriptor Term: Fiscal Management Goals	Descriptor Code: 2.100	Issued Date: 09/04/25
		Rescinds: 2.100	Issued: 03/20/18

1 The Board of Education shall practice sound fiscal management procedures which guarantee maximum use of
2 all resources provided. The Board assumes responsibility, within its financial capabilities, for providing at
3 public expense all items of equipment, supplies, and services that may be required in the interest of education in
4 the schools under its jurisdiction.¹

5 In fiscal management, the Board seeks to achieve the following goals:

- 6 1. To engage in advance planning, with broad-based staff and community involvement;
7
- 8 2. To establish levels of funding which will provide quality education for the system's students;
9
- 10 3. To use the available techniques for budget development and management;
11
- 12 4. To provide timely and appropriate information to all staff with fiscal management
13 responsibilities; and,
14
- 15 5. To establish efficient procedures for accounting, reporting, purchasing and delivery, payroll,
16 payment of vendors and contractors, and all other areas of fiscal management.

17 RESERVE FUNDS

18 The Board recognizes the need to maintain an operating reserve in the General Purpose School
19 fund for the following purposes:

- 20 • Hold adequate working capital to meet cash flow needs during the fiscal year
- 21 • Reduce the need for short term borrowing
- 22 • Serve as a safeguard for unanticipated expenses
- 23 • Show fiscal responsibility to maintain a high credit rating which will help reduce future
24 borrowing costs.

25 **The Board of Education shall place emphasis on maintaining an unrestricted fund balance in the**
26 **General Purpose School Fund to an amount equal to approximately 16 percent of the General Fund**
27 **Operating budget expenditures. This represents approximately two (2) months of operating**
28 **expenditures. The Board of Education shall set a goal of maintaining an unrestricted fund balance in**
29 **the General Purpose School Fund of one and a half (1 ½) months of operating expenditures.**

30 At the close of each budget year any excess of revenues over expenditures that will increase the

- 1 cumulative unrestricted fund balance above the established target amount will be recorded as a
2 restricted reserve account available for appropriation by Board of Education for one-time expenditures.
- 3 Once it is realized the Washington County Board of Education 141-General Fund balance has fallen
4 below the 2-month minimum 1 ½ month threshold, the Board of Education will make adjustments
5 during the current and next fiscal budget year to get back to the minimum 2-month 1 ½ month
6 threshold.

Legal References

1. [Internal School Funds Manual, Section 3-1](#)

Cross References

School District Goals 1.700

WASHINGTON COUNTY SCHOOL NUTRITION FY27 BUDGET-Draft

REVENUE		FY26	FY27
		Current Budget	Budget Draft
40140	Interest	\$ -	\$ -
43521	Lunch Payments - Children	\$ 1,505,000	\$ 1,505,000
43522	Lunch Payments - Adults	\$ -	\$ -
43523	Income from Breakfast	\$ -	\$ -
43525	A la Carte Sales	\$ -	\$ -
43990	Other Charges for Services	\$ 100,000	\$ 100,000
44110	Interest Earned	\$ 10,000	\$ 13,000
46990	State Matching	\$ 38,500	\$ 45,000
47111	USDA School Lunch Program	\$ 1,900,000	\$ 2,000,000
47112	USDA Commodities	\$ 310,936	\$ 325,000
47113	USDA Breakfast	\$ 600,000	\$ 675,000
47114	USDA Snack	\$ 90,000	\$ 110,000
47114	USDA Other/Supper Program	\$ 95,000	\$ 110,000
	Total Revenue Projected	\$ 4,649,436	\$ 4,883,000
39000	Fund Balance Reserves	\$ 764,483	\$ 702,141
TOTAL ESTIMATED REVENUES & RESERVE		5,413,919	5,585,141
EXPENDITURES		FY26	FY27
		Current Budget	Budget Draft
73100 105	Supervisor/Director	\$ 96,274	\$ 99,451
73100 165	Cafeteria Personnel	\$ 1,538,639	\$ 1,550,000
73100 201	Social Security	\$ 101,365	\$ 102,266
73100 204	State Retirement	\$ 125,000	\$ 147,000
73100 207	Medical Insurance	\$ 326,000	\$ 360,508
73100 210	Unemployment Compensation	\$ 2,000	\$ 2,000
73100 212	Employer Medicare	\$ 23,706	\$ 23,917
73100 355	Travel	\$ 20,000	\$ 20,000
73100 399	Other Contracted Services	\$ 300,000	\$ 315,000
73100 415	Electricity	\$ -	\$ -
73100 421	Food Preparation Supplies	\$ 265,000	\$ 265,000
73100 422	Food Supplies	\$ 1,950,000	\$ 1,800,000
73100 435	Office Supplies	\$ 8,000	\$ 8,000
73100 452	Utilities	\$ 6,000	\$ 6,000
73100 469	USDA Commodities	\$ 310,936	\$ 325,000
73100 499	Other Supplies and Materials	\$ 75,000	\$ 95,000
73100 509	Refunds	\$ 6,000	\$ 6,000
73100 524	Inservice/Staff Development	\$ 10,000	\$ 10,000
73100 710	Food Service Equipment/Capital Imp	\$ 250,000	\$ 450,000
99100-590	Transfer to Other Funds	\$ -	\$ -
TOTAL EXPENDITURES		\$ 5,413,919	5,585,141
Fund Balance Reserves Needed		\$ 764,483	702,141