

**WASHINGTON COUNTY
BOARD OF EDUCATION**

February 25, 2025

5:00 PM

Central Office

- I. **Call to Order**
- II. **Academics**
- III. **Business/Finance**
 - A. **Monthly Financials**
 - B. **FY25 2nd Quarter Financial Summary Reports**
 - C. **Purchase Orders**
 - 1. **Purchase Order 4866; Benchmark Education; New Rochelle, NY; Literacy Software; Tutoring Support; Grades 3-5; District-wide; Funded by Niswonger Grant; \$11,231.00; Line Item 141E 71100 499 000 00000 200**
 - 2. **Purchase Order 4699; Preston Woodworking; Johnson City, TN; Plastic Laminate Casework for CTE classroom at Gray Elementary; Funded by CTE ISM Grant; \$11,778.00; Line Item 141E 76100 707 000 0000 002**
 - 3. **Purchase Order 4729; Preston Woodworking; Johnson City, TN; Plastic Laminate Casework for CTE Classroom at Ridgeview Elementary; Funded by CTE ISM Grant; \$11,996.00; Line Item 141E 76100 707 000 00000 002**
 - 4. **Purchase Order 35785; University of Tennessee Center for Learning, Education and Employment; Knoxville, TN; Professional Development; Funded by SPED Grant; Not to exceed \$40,000.00; Line Item 142E 72220 425 898**
 - D. **Matching Grants Approval (Board of Education funds required)**
 - 1. ***Electric Bus Grant* (matching fund \$94,000 to \$220,000); Electric Bus with charging station to be housed at Jonesborough Elementary.**

***School-Based Mental Health Services Grant* (matching fund \$50,000 per year for 5yrs); Salaries for 2 Interventionists, focusing behavioral support to tier 2 students.**

***Community Oriented Policing Services (COPS)* (matching fund \$166,667 over 3-years); School Safety, fencing, bullet resistance film to**

put over the glass, addition support/equipment for WCSO SRO's as needed.

IV. Operations

- A. Lewis Group Architects**
- B. HVAC design/engineering services at Daniel Boone High School; No funding source identified**
- C. Release of bids for school system property/liability insurance**
- D. Fire Alarm Upgrade Needs**
- E. Release Bids for Gym Floor refinishing (David Crockett High and Lamar Elementary)**
- F. Bid Specifications for Cooler and Freezer Updates at David Crockett High School; Line Item 143E 73100-710**
- G. School System Parking Lot Assessments**
- H. Joint owned property at Gray Elementary School**
- I. Paving project at Crossroads Christian Church**
- J. South Central Ruritan Agreement**

V. Student Supports

VI. Superintendent

- A. Attendance Report**
- B. Recommendations for Tenure Status**
- C. Overnight Trip Requests**
 - 1. Daniel Boone High School
State Skills USA Competition
Chattanooga, TN
April 13-16th, 2025**
 - 2. David Crockett High School
Volleyball Team
University of Kentucky
July 12-14th, 2025
Duration 3 Days**
 - 3. David Crockett High School
Volleyball Team
Spartanburg, South Carolina
September 26th-27th, 2025
Duration 1 Day**
 - 4. David Crockett High School
HOSA Competiton Team
Chattanooga, TN
March 30th-April 2nd, 2025
Duration 3 Days**
- D. Resolution to Meet Requirement for Teacher Bonuses Under Education Freedom Scholarship Act**

VII. Adjournment

Revenue and Expense Summaries for January 2025 for the 141, 142, & 143 Funds

141-Fund Revenues

- Revenue for January 2025 was \$11,788,447 compared to \$10,552,560 January 2024. This is an increase of \$1,225,887.
 - The main key variations from last January are listed below.
 - Current Property Tax was an increase of \$522,236, this is due to timing.
 - TISA (46510) – increase of \$13,499
 - Sales Tax (40210) was an increase of \$83,251 from January 2023.
 - The County is keeping 50% of the Washington County Rural Option Sales Tax, in January the amount was \$206,124.45 from Washington County Schools and \$192,383.89 from the Johnson City School System.
 - Early Childhood Ed (46515) was an increase of \$159,969 which is mostly due to timing of funds received.
 - Other Vocational (46790) was an increase of \$333,574, this was due to timing of funds received from the CTE ISM Grant.
 - Other State Grants (46980) was an increase of \$74,030 due to timing of funds received from the TSW & Leaps Grant.
 - Contributions and Gifts (44570) was an increase of \$82,089 due to timing of funds received from mostly the Niswonger Project On-Track Grant.

141-Fund Expenses

- Expenses for January 2025 are coming in at \$8,647,464.16. This is \$1,747,041.10 more than January 2024.
 - Major variances from January 2024
 - Salaries and Benefits for all system employees was an increase of \$828,055.10.
 - Other Contracted Services (141E 71100-399) was an increase of \$653,669.40. This was due to the timing of payments made to the University School.
 - CTE ISM Grant under (141E 71100-722-000-00000-002) was an increase of \$169,681.77. These funds will be reimbursed through the CTE ISM Grant.
 - In Service/Staff Development under (141E 72210-524) was an increase of \$149,288.20. This was mostly (142K) due to the PD to Ed Elements which was approved previously by the BOE.
- You can also reference a report that gives some additional details this month on BOE Connected titled as (1-D_Summary_141_Payables Detail January 2024).

142-Federal Fund

- The Federal Projects fund saw \$841,857.81 of flow through revenues in January 2024. The breakdown of the reimbursements are listed below.
 - Consolidated/Title Grants accounted for 42%
 - SPED grants accounted for 50%
 - All other grants accounted for 8%
- You can also reference a report that gives some additional details this month on BOE Connected titled as (2-A_Summary_142_Payables Detail January 2024).

143-Dietary Fund (From the Trustee's Report-Unreconciled)

- Revenue for January 2025 came in around \$673K which is \$424K more than January 2024. This was relating to some catch up from prior months revenues in processing.
- Expenses came in around 312K which is around \$76K less than January of 2024.
 - Generally speaking for the fiscal year, expenses have risen as expected in areas of salary and benefits, and supply cost.
- The unreconciled Dietary Fund balance for January 2024 off the Trustee's Revenue Report is just over \$1.809 million.
 - Dietary experienced an increase of around \$362K in fund balance for January 2024.
 - In comparison to January 2024, the Dietary Fund balance has decreased by over \$914K.
 - We will need to keep watch on this closely as we get close to the \$750K minimum fund balance threshold.

Account Level				2024-25	2023-24	2024-25	January	2023-24	2024-25	FYTD	2024-25	2024-25
Fnd	Acct	Obj	Prj Description	Revised Budget	January	January	Variance	FYTD Activit	FYTD Activit	Variance	Uncollected Reve	FY % Coll
141	40110	000	000 CURRENT PROPERTY TAX	13,193,520	3,313,427	3,835,663	522,236	8,250,784	8,836,522	585,739	4,356,998	66.98
141	40120	000	000 TRUSTEE'S COLLECTIONS - PRIOR	228,000	11,659	24,791	13,133	159,959	29,417	-130,543	198,583	12.90
141	40125	000	000 CLK/MASTER COLLECTIONS-PRIOR	500	0	0	0	473	0	-473	500	0.00
141	40130	000	000 CIRCUIT CLERK/CLERK & MASTER C	63,000	3,184	1,478	-1,706	39,547	33,849	-5,698	29,151	53.73
141	40140	000	000 INTEREST AND PENALTY	68,700	4,519	4,513	-6	33,039	25,344	-7,696	43,356	36.89
141	40161	000	000 PAYMENTS IN LIEU OF TAXES - T.	2,100	0	0	0	2,018	0	-2,018	2,100	0.00
141	40162	000	000 PAYMENTS IN LIEU OF TAXES - LO	246,000	0	0	0	527	605	78	245,395	0.25
141	40163	000	000 PAYMENTS IN LIEU OF TAXES - OT	21,100	0	0	0	1,586	12,274	10,688	8,826	58.17
141	40210	000	000 LOCAL OPTION SALES TAX	20,000,000	1,813,961	1,897,212	83,251	12,427,049	12,933,831	506,782	7,066,169	64.67
141	40270	000	000 BUSINESS TAX	560,000	17,868	15,728	-2,141	91,156	84,420	-6,737	475,580	15.07
141	40275	000	000 MIXED DRINK TAX	5,000	0	3	3	9,100	7,934	-1,165	-2,934	158.68
141	40320	000	000 BANK EXCISE TAX	101,100	0	0	0	0	0	0	101,100	0.00
141	41110	000	000 MARRIAGE LICENSE	1,700	95	128	33	1,066	1,090	24	610	64.12
141	43517	000	000 TUITION - OTHER	115,000	13,277	10,910	-2,367	68,462	77,190	8,728	37,810	67.12
141	43581	000	000 COMMUNITY SERVICE FEES - CHILD	579,000	47,688	45,969	-1,718	352,139	378,079	25,941	200,921	65.30
141	44110	000	000 INTEREST EARNED	0	0	0	0	73,015	0	-73,015	0	0.00
141	44120	000	000 RENT ON BUILDINGS	530	0	0	0	80	1,000	920	-470	188.68
141	44130	000	000 SALE OF MATERIALS AND SUPPLIES	0	219	47	-172	358	1,480	1,122	-1,480	0.00
141	44520	000	000 INSURANCE RECOVERY	33,200	0	0	0	128,223	0	-128,223	33,200	0.00
141	44530	000	000 SALE OF EQUIPMENT	40,000	0	0	0	20,811	42,305	21,495	-2,305	105.76
141	44570	000	000 CONTRIBUTIONS & GIFTS	0	0	82,089	82,089	0	201,936	201,936	-201,936	0.00
141	44990	000	000 OTHER LOCAL REVENUES - TAGS	320	0	36	36	193	232	39	88	72.47
141	44991	000	000 OTHER LOCAL REVENUE	100,000	18,191	8,393	-9,799	78,133	57,535	-20,598	42,465	57.53
141	44992	000	000 OTHER LOCAL REV- ROYALTIES/CO	29,000	2,362	0	-2,362	20,061	20,295	234	8,705	69.98
141	46510	000	000 TISA	50,659,425	4,885,885	4,899,384	13,499	30,052,072	30,144,840	92,767	20,514,585	59.50
141	46511	000	000 BASIC EDUCATION PROGRAM	89	0	0	0	0	0	0	89	0.00
141	46515	000	000 EARLY CHILDHOOD EDUCATION	177,000	0	159,969	159,969	0	159,969	159,969	17,031	90.38
141	46550	000	000 DRIVER EDUCATION	33,500	0	0	0	0	0	0	33,500	0.00
141	46590	000	000 OTHER STATE EDUCATION FUNDS	531,300	0	0	0	-29,226	0	29,226	531,300	0.00
141	46610	000	000 CAREER LADDER PROGRAM	59,300	0	0	0	33,777	29,354	-4,423	29,946	49.50
141	46640	000	000 CTE EQUIPMENT	60,000	0	0	0	0	0	0	60,000	0.00
141	46790	000	000 OTHER VOCATIONAL	0	0	333,574	333,574	791,703	996,898	205,195	-996,898	0.00
141	46851	000	000 STATE REVENUE SHARING - T.V.A.	1,360,000	342,624	334,286	-8,338	685,248	668,572	-16,675	691,428	49.16
141	46980	000	000 OTHER STATE GRANTS	252,000	32,833	106,863	74,030	284,352	159,586	-124,766	92,414	63.33
141	47141	000	000 TITLE I GRANTS TO LOCAL EDUCAT	0	0	0	0	0	1,624	1,624	-1,624	0.00
141	47146	000	000 ENGLISH LANGUAGE AQU. GRANTS	8,200	0	0	0	56	0	-56	8,200	0.00
141	47640	000	000 ROTC REIMBURSEMENT	116,000	23,554	7,412	-16,142	82,447	89,062	6,615	26,938	76.78
141	48990	000	000 OTHER	415,000	21,214	9,999	-11,215	180,550	346,339	165,790	68,661	83.46
141	49700	000	000 INSURANCE RECOVERY	0	0	0	0	0	17,821	17,821	-17,821	0.00
141	49800	000	000 OPERATING TRANSFERS	75,000	0	0	0	0	889,464	889,464	-814,464	1,185.95

Account Level		2024-25	2023-24	2024-25	January	2023-24	2024-25	FYTD	2024-25	2024-25			
<u>Fnd</u>	<u>Acct</u>	<u>Obj</u>	<u>Prj</u>	<u>Description</u>	<u>Revised Budget</u>	<u>January</u>	<u>January</u>	<u>Variance</u>	<u>FYTD Activit</u>	<u>FYTD Activit</u>	<u>Variance</u>	<u>Uncollected Reve</u>	<u>FY % Coll</u>
				Grand Revenue Totals	89,134,584	10,552,560	11,778,447	1,225,887	53,838,758	56,248,867	2,410,111	32,885,717	63.11

Number of Accounts: 40

***** End of report *****

	A	B	C	D	E	F	G	H	I	J	K	L	M	N		
1							SALES TAX ANALYSIS									
2	141R 40210															
3																
4	YEAR	TOTAL	July	August	September	October	November	December	January	February	March	April	May	June		
5																
6	1995-96	7,964,549.95	611,536.43	650,039.30	596,451.81	626,656.64	665,950.77	645,367.17	793,944.02	872,382.08	581,914.60	553,125.28	700,497.25	666,684.60		
7	1996-97	8,336,657.30	668,621.91	695,781.06	645,426.90	665,996.66	712,853.08	700,269.94	714,674.24	917,676.40	636,923.88	635,082.70	639,073.10	704,277.43		
8	1997-98	9,028,886.69	721,817.32	780,093.18	704,916.44	717,825.19	798,852.97	747,016.98	760,728.85	1,024,051.84	649,227.26	638,150.71	787,948.69	698,257.26		
9	1998-99	9,418,336.41	729,516.21	780,343.86	758,281.99	769,388.96	789,685.47	793,285.27	808,672.84	1,049,009.40	669,997.81	685,164.29	785,149.89	799,840.42		
10	1999-00	9,925,491.78	761,578.86	848,424.57	757,359.52	832,656.56	798,763.84	812,346.45	826,725.33	1,142,546.37	711,564.82	750,908.81	878,078.63	804,538.02		
11	2000-01	10,302,344.61	804,204.89	905,337.72	804,216.35	854,382.25	909,453.32	794,725.07	882,257.31	1,178,919.01	758,048.36	742,368.32	860,763.60	807,668.41		
12	2001-02	10,532,891.37	808,555.26	866,353.62	796,577.42	828,852.58	889,601.40	870,074.31	872,050.60	1,199,611.30	768,580.66	790,051.97	938,373.85	904,208.40		
13	2002-03	10,638,027.23	906,277.17	974,296.94	882,472.09	811,952.60	891,857.89	850,620.49	926,239.19	1,186,561.52	763,464.89	727,893.01	896,976.99	819,414.45		
14	2003-04	11,067,961.48	852,744.87	931,182.77	884,455.76	904,582.89	939,687.81	883,319.35	949,214.33	1,224,464.85	796,000.63	798,184.90	971,370.65	932,752.67		
15	2004-05	12,141,242.02	959,427.54	1,003,502.83	961,878.30	960,187.49	981,448.59	962,577.75	1,007,923.70	1,354,489.51	869,026.19	1,061,329.31	1,043,956.65	975,494.16		
16	2005-06	12,336,585.09	955,565.19	1,032,019.38	1,019,556.16	1,105,255.87	1,019,172.70	995,288.52	1,052,343.46	1,443,274.33	811,741.53	876,236.72	1,048,459.42	977,671.81		
17	2006-07	12,847,409.98	1,026,100.62	1,085,657.40	1,035,122.60	1,044,487.23	1,102,319.02	1,016,987.55	980,057.85	1,443,529.82	1,018,080.51	955,096.95	1,130,190.78	1,009,779.65		
18	2007-08	13,475,705.49	1,079,389.94	1,164,602.82	1,112,875.15	1,123,975.96	1,128,221.21	1,082,375.90	1,170,203.04	1,480,368.07	934,432.24	1,003,760.54	1,131,648.39	1,063,852.23		
19	2008-09	13,118,209.41	1,121,283.53	1,163,968.03	1,069,948.56	1,109,937.70	1,119,035.49	1,083,890.72	1,091,466.64	1,441,865.04	858,933.82	992,382.26	1,070,456.28	995,041.34		
20	2009-10	12,609,635.54	1,008,819.19	1,099,406.55	992,789.10	1,066,457.07	1,052,452.00	997,413.03	1,039,892.90	1,366,560.85	888,185.43	945,035.53	1,121,973.47	1,030,650.42		
21	2010-11	13,050,988.91	1,054,228.59	1,128,189.89	1,037,584.63	1,056,839.88	1,086,389.24	1,054,070.16	1,094,354.84	1,429,909.64	867,910.25	1,009,209.95	1,143,124.29	1,089,177.55		
22	2011-12	13,808,173.10	1,081,535.67	1,228,666.98	1,138,627.12	1,132,824.15	1,125,406.77	1,090,432.58	1,133,742.86	1,526,365.45	1,016,848.19	1,065,106.10	1,194,803.93	1,073,813.30		
23	2012-13	13,530,626.40	1,137,511.17	1,176,802.38	1,071,451.21	1,148,396.78	1,150,162.91	1,096,243.83	1,142,826.70	1,516,667.47	785,969.43	1,037,806.81	1,169,086.53	1,097,701.18		
24	2013-14	13,756,487.05	1,138,760.08	1,166,521.54	1,081,327.46	1,126,284.98	1,099,605.17	1,103,883.00	1,136,848.35	1,508,355.06	971,672.20	1,055,143.00	1,275,350.78	1,092,735.43		
25	2014-15	14,057,315.44	1,142,752.51	1,227,623.79	1,131,340.43	1,189,344.14	1,190,743.05	1,134,318.63	1,199,396.63	1,588,182.32	889,370.36	1,008,340.90	1,211,709.73	1,144,192.95		
26	2015-16	14,722,621.29	1,241,008.04	1,233,271.57	1,166,463.36	1,203,804.59	1,229,321.78	1,188,390.71	1,246,671.22	1,641,380.40	1,070,197.64	997,571.40	1,284,815.87	1,219,724.71		
27	2016-17	14,747,100.82	1,183,242.43	1,271,727.15	1,176,910.43	1,236,255.66	1,252,584.64	1,203,060.65	1,234,360.41	1,672,699.50	977,436.65	1,033,968.30	1,288,153.30	1,216,701.70		
28	2017-18	15,349,677.89	1,205,951.87	1,271,772.24	1,218,781.58	1,210,362.79	1,249,834.14	1,202,844.48	1,292,583.56	1,624,509.44	1,147,863.70	1,134,847.93	1,558,692.28	1,231,633.88		
29	2018-19	15,494,923.37	1,278,018.86	1,291,098.17	1,228,129.70	1,291,319.95	1,284,627.33	1,285,032.84	1,328,654.02	1,591,314.78	1,249,696.22	1,156,902.45	1,353,122.68	1,157,006.37		
30	2019-20	16,025,666.39	1,344,150.84	1,344,028.39	1,307,238.15	1,361,539.99	1,316,157.76	1,348,576.15	1,379,403.02	1,729,590.49	1,212,600.58	1,176,918.48	1,324,871.88	1,180,590.66		
31	2020-21	18,656,288.63	1,395,726.34	1,499,518.71	1,411,794.82	1,382,621.85	1,465,357.10	1,472,356.92	1,510,857.41	1,869,107.00	1,464,509.00	1,610,321.46	1,840,466.32	1,733,651.70		
32	2021-22	20,931,816.79	1,727,238.03	1,711,551.64	1,741,191.00	1,659,586.42	1,736,797.58	1,711,047.73	1,862,765.56	2,152,612.02	1,607,027.31	1,654,556.12	1,930,358.42	1,437,084.96		
33	2022-23	22,857,494.37	1,898,693.27	1,921,027.35	1,828,958.80	1,803,789.27	1,926,053.40	\$ 1,878,522.95	1,931,396.64	2,269,090.00	1,801,473.36	1,668,098.37	1,966,856.01	1,963,534.95		
34	2023-24	21,601,025.58	1,990,790.71	1,979,745.09	1,753,458.04	1,682,817.47	1,736,275.41	\$ 1,766,029.31	1,813,960.70	2,266,646.75	1,586,385.69	1,654,346.13	1,818,284.57	1,742,285.71		
35	2024-25	12,933,830.99	1,824,507.00	1,833,757.00	1,830,075.87	1,824,105.97	1,769,380.11	\$ 1,954,793.00	1,897,212.04							
36																
37		Prior Year-to-Date Comparison														
38	INC / (DEC)	400,754.26	(166,283.71)	44,011.91	76,617.83	141,288.50	33,104.70	188,763.69	83,251.34							
39																
40																
41																
42		Budgeted														
43																
44	% of FY25 Budget Collected		64.67%													
47	FY25 Budgeted Amount		20,000,000													
48																
49	2000-01	98.756%	7.709%	8.678%	7.709%	8.190%	8.718%	7.618%	8.457%	11.301%	7.267%	7.116%	8.251%	7.742%		
50	2001-02	103.110%	7.915%	8.481%	7.798%	8.114%	8.709%	8.517%	8.537%	11.743%	7.524%	7.734%	9.186%	8.852%		
51	2002-03	97.113%	8.273%	8.894%	8.056%	7.412%	8.142%	7.765%	8.456%	10.832%	6.970%	6.645%	8.188%	7.480%		
52	2003-04	103.131%	7.947%	8.677%	8.241%	8.429%	8.756%	8.231%	8.845%	11.409%	7.417%	7.437%	9.051%	8.691%		
53	2004-05	103.260%	8.160%	8.535%	8.181%	8.166%	8.347%	8.187%	8.572%	11.520%	7.391%	9.026%	8.879%	8.296%		
54	2005-06	100.746%	7.804%	8.428%	8.326%	9.026%	8.323%	8.128%	8.594%	11.786%	6.629%	7.156%	8.562%	7.984%		
55	2006-07	100.277%	8.009%	8.474%	8.079%	8.152%	8.604%	7.938%	7.650%	11.267%	7.946%	7.455%	8.821%	7.882%		
56	2007-08	101.108%	8.099%	8.738%	8.350%	8.433%	8.465%	8.121%	8.780%	11.107%	7.011%	7.531%	8.491%	7.982%		
57	2008-09	99.170%	8.477%	8.799%	8.089%	8.391%	8.460%	8.194%	8.251%	10.900%	6.493%	7.502%	8.092%	7.522%		
58	2009-10	100.000%	8.000%	8.719%	7.873%	8.457%	8.346%	7.910%	8.247%	10.837%	7.044%	7.495%	8.898%	8.174%		
59	2010-11	101.300%	8.183%	8.054%	8.054%	8.203%	8.432%	8.181%	8.494%	11.099%	6.737%	7.833%	8.873%	8.454%		
60	2011-12	101.963%	7.986%	9.073%	8.408%	8.365%	8.310%	8.052%	8.372%	11.271%	7.509%	7.865%	8.823%	7.929%		
61	2012-13	94.995%	7.922%	8.268%	7.528%	8.069%	8.081%	7.702%	8.029%	10.656%	5.522%	7.292%	8.214%	7.712%		
62	2013-14	100.000%	8.278%	8.480%	7.860%	8.187%	7.993%	8.024%	8.264%	10.965%	7.065%	7.670%	9.271%	7.943%		
63	2014-15	102.187%	8.307%	8.924%	8.224%	8.646%	8.656%	8.246%	8.719%	11.545%	6.465%	7.330%	8.808%	8.317%		
64	2015-16	99.477%	8.385%	8.333%	7.882%	8.134%	8.306%	8.030%	8.423%	11.090%	7.231%	6.740%	8.681%	8.241%		
65	2016-17	99.643%	7.995%	8.593%	7.952%	8.353%	8.463%	8.129%	8.340%	11.302%	6.604%	6.986%	8.704%	8.221%		
66	2017-18	102.059%	8.018%	8.456%	8.104%	8.048%	8.310%	7.998%	8.594%	10.801%	7.632%	7.546%	10.364%	8.189%		
67	2018-19	102.177%	8.428%													

EXPENSE NARRATIVE

JANUARY, 2025

71100399 – OTHER CONTRACTED SERVICES

\$ 623,957.10 to ETSU University School for December, 2024 Revenue Sharing
51,270.00 for CSH Behavior Consultants (two months)

71100499 – OTHER SUPPLIES

\$ 12,375.00 for NIET professional development fees

71100499 – 005 – SUPPLIES – STEM GRANTS

\$ 3,695.76 for classroom equipment ; Jonesborough Elementary

71100499 – 0016 – OTHER SUPPLIES – DCHS

\$ 4,444.92 for Fourth Quarter Pepsico commission

71100599 – 0006 – SCHOOL IMPROVEMENT FUNDS – GRANDVIEW

\$ 2,307.00 for conference registrations

71100722 – 0002 – CTE ISM GRANT

\$ 130,477.53 for cafeteria furniture ; DBHS
4,617.10 for Optiplex computer units ; Gray (2)
6,997.52 for Vector computer units ; Lamar (2)
31,532.50 for classroom furniture ; Gray

71300429 – INSTRUCTIONAL SUPPLIES

\$ 1,529.00 for TCAT class registrations ; CTE students

71300429 – 0002 – CTE ISM GRANT SUPPLIES

- \$ 1,900.00 for Vex Robotics classroom equipment ; University School
- 2,400.27 for classroom equipment ; Ridgeview
- 3,304.80 for classroom equipment ; Lamar

71300730 – VOCATIONAL INSTRUCTION EQUIPMENT

- \$ 2,112.47 for DCHS CTE Audio Visual program equipment

71300730 – 0002 – CTE ISM GRANT EQUIPMENT

- \$ 7,195.00 for STEM classroom materials ; South Central
- 2,759.99 for hospital bed ; Gray
- 6,249.00 for embroidery machine ; Lamar

72120599 – OTHER CHARGES

- \$ 5,200.00 for annual Shoe Day luncheon expense

72130322 – EVALUATION AND TESTING

- \$ 20,768.00 for Pre-ACT scoring fees ; DBHS, DCHS

72210524 – INSERVICE/STAFF DEVELOPMENT

- \$ 142,907.00 for Science and Social Studies Professional Development fees
- 1,598.00 for conference registrations
- 6,710.78 for conference lodging and expenses

72230336 – REPAIRS AND MAINTENANCE OF EQUIPMENT

- \$ 8,383.00 for classroom materials ; DBHS CTE Electricity class

72250399 – OTHER CONTRACTED SERVICES

\$ 36,975.00 for Thrillshare Media Program renewal

72250499 – OTHER SUPPLIES

\$ 18,084.40 for Viewsonic Bundles ; system wide stock (8)

12,018.49 for system wide toner & technology maintenance supplies

72310399 – OTHER CONTRACTED SERVICES

\$ 1,493.75 to Lewis Group Architects for Security Upgrades

7,500.00 for Media Leaders VIP (Very Informed Parents) program annual fee

72310599 – OTHER CHARGES

\$ 1,350.00 for TSBA conference fees

72320399 – OTHER CONTRACTED SERVICES

\$ 21,062.43 for system wide copier leases (two months)

2,150.12 for DCHS Graphics copier lease

72520499 – OTHER SUPPLIES

\$ 1,792.32 for HR Department office supplies and accessories

72610399 – OTHER CONTRACTED SERVICES

\$ 3,000.00 for elevator inspections ; FBS, JES, SSS

72620336 – MAINTENANCE AND REPAIR SERVICE

\$ 5,475.00 for Maintenance Warehouse overhead door replacement

72620336 – 0008 – MAINTENANCE AND REPAIRS – GRAY

\$ 5,790.00 for HVAC unit repairs

72620336 – 0016 – MAINTENANCE AND REPAIRS – DCHS

\$ 2,836.68 for HVAC unit repairs

72620499 – OTHER SUPPLIES

\$ 8,040.87 for electrical maintenance supplies

7,726.18 for grounds maintenance supplies

7,700.92 for HVAC maintenance supplies

3,293.91 for plumbing maintenance supplies

1,317.46 for paint and supplies

10,610.87 for equipment rentals

27,557.64 for general maintenance supplies

72620599 – OTHER CHARGES

\$ 1,513.24 for maintenance/grounds uniforms

1,350.00 for grounds supervisor/personnel (2) conference registration

1,250.22 for grounds supervisor/personnel (2) conference lodging

72710599 – OTHER CHARGES

\$ 1,067.50 for DOT/UDS bus driver testing fees

72710729 – TRANSPORTATION EQUIPMENT

\$ 2,981.00 for Ex-Mark mower leases

73300499 – OTHER SUPPLIES

\$ 3,106.12 to Washington County Food Service ; SACC snacks (BCE,JES,RVS)

76100707 – 002 – CTE ISM GRANT

\$ 11,726.00 for classroom cabinets ; DBHS

16,665.00 for classroom cabinets ; Lamar

42,866.23 to Bur-Wil Construction ; final payment - DCHS Culinary Upgrades

76100799 – OTHER CAPITAL OUTLAY

\$ 26,500.61 for retainage on DBHS/DCHS Stadium upgrades

99100590 – TRANSFERS TO OTHER FUNDS

\$ 28,241.00 for EESI Loan Repayment # 31

CHECK CHECK							
FND	ACCT	OBJ	PRJ	NUMBER	DATE	VENDOR	AMOUNT
141	72510	355	000	141231224	01/03/2025	AYERS, TAMMY	37.52
141	72210	524	000	141231225	01/03/2025	BANKCARD	827.18
141	72510	399	000	141231225	01/03/2025	BANKCARD	240.00
141	72620	599	000	141231225	01/03/2025	BANKCARD	1,350.00
141	72710	450	000	141231226	01/03/2025	BEST ONE TIRE	1,167.65
141	72210	355	000	141231227	01/03/2025	BLANTON, SCOTT	62.98
141	72210	355	000	141231227	01/03/2025	BLANTON, SCOTT	53.60
141	72510	355	000	141231228	01/03/2025	BRYANT, CINDY	87.77
141	72510	355	000	141231229	01/03/2025	BUXTON, MELISSA	100.50
141	72510	355	000	141231230	01/03/2025	CHURCH, ANGELA	54.94
141	72320	399	000	141231231	01/03/2025	COMCAST	108.86
141	72320	399	000	141231231	01/03/2025	COMCAST	128.20
141	71100	429	000	141231232	01/03/2025	DEMCO	609.50
141	72620	599	000	141231233	01/03/2025	FIREHOUSE CATERING	773.00
141	76100	799	000	141231235	01/03/2025	FIRST HORIZON BANK	26,500.61
141	72110	355	000	141231236	01/03/2025	GRAY, SHANNON	96.48
141	72510	355	000	141231237	01/03/2025	HACKETT, BARBARA	103.18
141	72210	524	000	141231238	01/03/2025	HAYES, CINDY	30.00
141	72610	454	000	141231239	01/03/2025	JOHNSON CITY UTILITY	462.49
141	72610	454	000	141231239	01/03/2025	JOHNSON CITY UTILITY	20.28
141	72610	454	000	141231239	01/03/2025	JOHNSON CITY UTILITY	3,965.10
141	72610	454	000	141231239	01/03/2025	JOHNSON CITY UTILITY	10.06
141	72510	355	000	141231240	01/03/2025	KILIAN, KIMBERLY	67.00
141	72210	355	000	141231241	01/03/2025	KINCAID, ABBIGAIL	10.72
141	72510	355	000	141231242	01/03/2025	LYONS, KIM	42.88
141	72510	355	000	141231243	01/03/2025	MASTERS, PAUL	37.52
141	72710	412	000	141231244	01/03/2025	MCPHERSON FLEETCARD	18,579.61
141	72710	425	000	141231244	01/03/2025	MCPHERSON FLEETCARD	10,254.14
141	72210	355	000	141231245	01/03/2025	MURRAY, MICKEY	209.04
141	72320	399	000	141231246	01/03/2025	RICOH USA, INC	2,150.12
141	72320	355	000	141231247	01/03/2025	RIVERS, KIM	81.74
141	72320	399	000	141231248	01/03/2025	ROBERT J. YOUNG COMP	10,439.33
141	72120	499	000	141231249	01/03/2025	SAM'S CLUB DIRECT	798.54
141	72310	599	000	141231249	01/03/2025	SAM'S CLUB DIRECT	52.50
141	72310	599	000	141231249	01/03/2025	SAM'S CLUB DIRECT	19.98
141	72310	599	000	141231249	01/03/2025	SAM'S CLUB DIRECT	-7.58
141	72620	499	000	141231250	01/03/2025	SITE ONE LANDSCAPE S	1,341.52
141	72610	399	000	141231251	01/03/2025	SOUTH EAST TN HAULIN	450.00
141	72510	355	000	141231252	01/03/2025	STEVENS, MICHELLE	39.53
141	72210	355	000	141231253	01/03/2025	STRAYHORN, FELICIA	87.77
141	72210	355	000	141231253	01/03/2025	STRAYHORN, FELICIA	62.98
141	71100	499	000	141231254	01/03/2025	THE KITCHEN AT GRACE	250.00
141	99100	590	000	141231255	01/03/2025	WASHINGTON COUNTY DEBT	28,241.00
141	72210	355	000	141231256	01/03/2025	WOODWARD, HANNAH	10.72
141	72310	331	000	141231257	01/06/2025	BENNETT & DECAMP PLL	4,500.00
141	72610	434	000	141231258	01/06/2025	BLOSSMAN GAS & APPLI	12,948.32
141	72610	434	000	141231258	01/06/2025	BLOSSMAN GAS & APPLI	6,292.19
141	72610	434	000	141231258	01/06/2025	BLOSSMAN GAS & APPLI	2,127.38
141	72610	434	000	141231258	01/06/2025	BLOSSMAN GAS & APPLI	2,957.66
141	72210	355	000	141231259	01/06/2025	BRIGHT, DOVIE	61.64
141	72210	355	000	141231260	01/06/2025	CALDERWOOD, TAMARA	9.38
141	72620	499	000	141231261	01/06/2025	ES DOCKERY, INC	169.23
141	72210	355	000	141231263	01/06/2025	GLENNON, LORI	70.35
141	72210	355	000	141231264	01/06/2025	MORELOCK, KHRIS	52.93
141	72210	355	000	141231265	01/06/2025	TRAVIS, MYRA	62.31
141	72210	355	000	141231266	01/06/2025	ZUEHLKE, JAN	103.85

Grounds Dept conference registrations
Tires for fleet vehicles

Retainage; Stadium Upgrades

Diesel Fuel
Gasoline

DCHS Graphics Copier Lease

Systemwide Copier Leases

Grounds Mtncce Supplies

EESI payment # 31

PROPANE

CHECK CHECK							
FND	ACCT	OBJ	PRJ	NUMBER	DATE	VENDOR	AMOUNT
141	72210	355	000	141231267	01/08/2025	ADAMS, JARROD	117.92
141	72210	524	000	141231267	01/08/2025	ADAMS, JARROD	375.00
141	72130	524	000	141231268	01/08/2025	ALLEN, BRENNAN	265.00
141	72250	355	000	141231269	01/08/2025	BAILEY, HEATH	375.00
141	72250	355	000	141231270	01/08/2025	BIRKNER, CAROL	375.00
141	72220	355	000	141231271	01/08/2025	CAMPBELL, AMANDA	36.18
141	72220	355	000	141231272	01/08/2025	CHAPMAN, JOHANNA	131.99
141	72220	355	000	141231273	01/08/2025	CHITTUM, ROB	114.57
141	72320	307	000	141231274	01/08/2025	ENA SERVICES LLC	181.02
141	72320	307	000	141231274	01/08/2025	ENA SERVICES LLC	254.55
141	72320	307	000	141231274	01/08/2025	ENA SERVICES LLC	383.89
141	72320	307	000	141231274	01/08/2025	ENA SERVICES LLC	340.76
141	72320	307	000	141231274	01/08/2025	ENA SERVICES LLC	124.66
141	72320	307	000	141231274	01/08/2025	ENA SERVICES LLC	219.66
141	72320	307	000	141231274	01/08/2025	ENA SERVICES LLC	149.69
141	72320	307	000	141231274	01/08/2025	ENA SERVICES LLC	149.67
141	72320	307	000	141231274	01/08/2025	ENA SERVICES LLC	166.64
141	72320	307	000	141231274	01/08/2025	ENA SERVICES LLC	262.57
141	72320	307	000	141231274	01/08/2025	ENA SERVICES LLC	134.17
141	72320	307	000	141231274	01/08/2025	ENA SERVICES LLC	145.75
141	72710	307	000	141231274	01/08/2025	ENA SERVICES LLC	20.71
141	72620	307	000	141231274	01/08/2025	ENA SERVICES LLC	139.59
141	72320	307	000	141231274	01/08/2025	ENA SERVICES LLC	149.11
141	72320	307	000	141231274	01/08/2025	ENA SERVICES LLC	554.11
141	72320	307	000	141231274	01/08/2025	ENA SERVICES LLC	369.52
141	72610	599	000	141231274	01/08/2025	ENA SERVICES LLC	1,038.34
141	73300	599	000	141231274	01/08/2025	ENA SERVICES LLC	46.28
141	72510	355	000	141231275	01/08/2025	FLEENOR, JANE	40.20
141	72120	355	000	141231276	01/08/2025	FOGLEMAN, KATIE	47.10
141	72210	355	000	141231277	01/08/2025	GOURLEY, JESSICA	315.00
141	72210	355	000	141231278	01/08/2025	HACKNEY, SARAH	8.04
141	72230	355	000	141231279	01/08/2025	HAULDREN, KELLI	198.32
141	72620	599	000	141231280	01/08/2025	HD SUPPLY	220.15
141	72620	499	000	141231280	01/08/2025	HD SUPPLY	206.36
141	72620	499	000	141231280	01/08/2025	HD SUPPLY	3,843.00
141	72610	410	000	141231280	01/08/2025	HD SUPPLY	1,999.05
141	72610	410	000	141231280	01/08/2025	HD SUPPLY	1,501.29
141	72610	410	000	141231280	01/08/2025	HD SUPPLY	1,840.86
141	72610	410	000	141231280	01/08/2025	HD SUPPLY	838.62
141	72610	410	000	141231280	01/08/2025	HD SUPPLY	2,548.04
141	72610	410	000	141231280	01/08/2025	HD SUPPLY	1,003.48
141	72610	410	000	141231280	01/08/2025	HD SUPPLY	1,148.48
141	72610	410	000	141231280	01/08/2025	HD SUPPLY	1,864.43
141	72610	410	000	141231280	01/08/2025	HD SUPPLY	218.66
141	72120	355	000	141231281	01/08/2025	JACKSON, KRISTEN	129.31
141	72120	355	000	141231282	01/08/2025	JENKINS, TAYLOR	145.39
141	72610	454	000	141231283	01/08/2025	JONESBOROUGH WATER D	139.19
141	72610	454	000	141231283	01/08/2025	JONESBOROUGH WATER D	37.50
141	72610	454	000	141231283	01/08/2025	JONESBOROUGH WATER D	949.43
141	72250	355	000	141231284	01/08/2025	KINCAID, ABBIGAIL	375.00
141	72410	355	000	141231285	01/08/2025	KITE, JOSH	312.89
141	72210	355	000	141231286	01/08/2025	LEONARD, JILL	25.46
141	72220	355	000	141231287	01/08/2025	LOYD, KATHY	248.57
141	72220	355	000	141231288	01/08/2025	MANOOKIAN, MAY	242.54
141	72220	355	000	141231288	01/08/2025	MANOOKIAN, MAY	164.15
141	72120	355	000	141231289	01/08/2025	MEADE, MEAGAN	148.74

Systemwide Alarms

HVAC Unit Filters

Custodial Supplies

CHECK CHECK							
FND	ACCT	OBJ	PRJ	NUMBER	DATE	VENDOR	AMOUNT
141	72130	524	000	141231290	01/08/2025	O'NEAL, DIANA	265.00
141	72220	355	000	141231291	01/08/2025	REED, JORDAN	7.50
141	72250	355	000	141231292	01/08/2025	STRAYHORN, FELICIA	375.00
141	72250	355	000	141231292	01/08/2025	STRAYHORN, FELICIA	120.60
141	72120	355	000	141231293	01/08/2025	TIPTON, CLANCI	263.31
141	72120	355	000	141231294	01/08/2025	WAGNER, KELLY	127.97
141	72120	355	000	141231295	01/08/2025	WHITE, AMANDA	30.82
141	72620	399	000	141231296	01/09/2025	ESKOLA LLC	575.00
141	71100	399	000	141231298	01/09/2025	FRONTIER HEALTH	25,635.00
141	71100	722	000	141231299	01/09/2025	GOVCONNECTION, INC	4,617.10
141	71100	722	000	141231300	01/09/2025	INSPIRE BUSINESS INT	130,477.53
141	72520	499	000	141231301	01/09/2025	IPROMOTEU	1,792.32
141	72610	399	000	141231303	01/09/2025	STATE OF TENNESSEE	60.00
141	72610	399	000	141231303	01/09/2025	STATE OF TENNESSEE	60.00
141	72610	399	000	141231303	01/09/2025	STATE OF TENNESSEE	55.00
141	72610	399	000	141231303	01/09/2025	STATE OF TENNESSEE	55.00
141	72610	399	000	141231303	01/09/2025	STATE OF TENNESSEE	55.00
141	72710	599	000	141231304	01/09/2025	WASHINGTON COUNTY CO	51.00
141	72310	599	000	141231305	01/09/2025	WASHINGTON COUNTY FO	2,000.00
141	72250	499	000	141231311	01/10/2025	ADEMCO INC, DBA ADI	358.36
141	72810	499	000	141231312	01/10/2025	AMAZON CAPITAL SERVI	29.99
141	72810	499	000	141231312	01/10/2025	AMAZON CAPITAL SERVI	389.63
141	71100	429	000	141231312	01/10/2025	AMAZON CAPITAL SERVI	41.22
141	71100	429	000	141231312	01/10/2025	AMAZON CAPITAL SERVI	552.16
141	71100	429	000	141231312	01/10/2025	AMAZON CAPITAL SERVI	513.17
141	71100	429	000	141231312	01/10/2025	AMAZON CAPITAL SERVI	237.16
141	71100	429	000	141231312	01/10/2025	AMAZON CAPITAL SERVI	204.98
141	71100	429	000	141231312	01/10/2025	AMAZON CAPITAL SERVI	591.36
141	71100	429	000	141231312	01/10/2025	AMAZON CAPITAL SERVI	41.99
141	71100	429	000	141231312	01/10/2025	AMAZON CAPITAL SERVI	682.89
141	71100	429	000	141231312	01/10/2025	AMAZON CAPITAL SERVI	22.99
141	71100	429	000	141231312	01/10/2025	AMAZON CAPITAL SERVI	713.52
141	71100	429	000	141231312	01/10/2025	AMAZON CAPITAL SERVI	773.35
141	71100	429	000	141231312	01/10/2025	AMAZON CAPITAL SERVI	756.00
141	71100	429	000	141231312	01/10/2025	AMAZON CAPITAL SERVI	197.05
141	71100	429	000	141231312	01/10/2025	AMAZON CAPITAL SERVI	156.43
141	71100	429	000	141231312	01/10/2025	AMAZON CAPITAL SERVI	6.66
141	71100	429	000	141231312	01/10/2025	AMAZON CAPITAL SERVI	179.30
141	71100	429	000	141231312	01/10/2025	AMAZON CAPITAL SERVI	9.59
141	71100	429	000	141231312	01/10/2025	AMAZON CAPITAL SERVI	113.03
141	71100	429	000	141231312	01/10/2025	AMAZON CAPITAL SERVI	140.77
141	71100	429	000	141231312	01/10/2025	AMAZON CAPITAL SERVI	402.50
141	71100	429	000	141231312	01/10/2025	AMAZON CAPITAL SERVI	7.29
141	71100	429	000	141231312	01/10/2025	AMAZON CAPITAL SERVI	91.74
141	72210	336	000	141231312	01/10/2025	AMAZON CAPITAL SERVI	99.99
141	72210	432	000	141231312	01/10/2025	AMAZON CAPITAL SERVI	117.79
141	71100	429	000	141231312	01/10/2025	AMAZON CAPITAL SERVI	58.31
141	71100	429	000	141231312	01/10/2025	AMAZON CAPITAL SERVI	44.98
141	72810	499	000	141231312	01/10/2025	AMAZON CAPITAL SERVI	19.98
141	71100	429	000	141231312	01/10/2025	AMAZON CAPITAL SERVI	480.00
141	71100	429	000	141231312	01/10/2025	AMAZON CAPITAL SERVI	455.99
141	71100	429	000	141231312	01/10/2025	AMAZON CAPITAL SERVI	121.69
141	72250	499	000	141231313	01/10/2025	AMAZON CAPITAL SERVI	222.24
141	72250	499	000	141231313	01/10/2025	AMAZON CAPITAL SERVI	264.51
141	71100	499	000	141231313	01/10/2025	AMAZON CAPITAL SERVI	25.91
141	71300	429	000	141231313	01/10/2025	AMAZON CAPITAL SERVI	865.60

CSH Behavioral Consultants
Optiplex units; Gray (2)
DBHS cafeteria furniture
HR Dept office supplies/accessories

Board Holiday Dinner

CHECK CHECK							
FND	ACCT	OBJ	PRJ	NUMBER	DATE	VENDOR	AMOUNT
141	71300	429	000	141231313	01/10/2025	AMAZON CAPITAL SERVI	10.88
141	71300	429	000	141231313	01/10/2025	AMAZON CAPITAL SERVI	697.42
141	71300	730	000	141231313	01/10/2025	AMAZON CAPITAL SERVI	1,702.85 Classroom Equipment; RVS
141	71300	429	000	141231313	01/10/2025	AMAZON CAPITAL SERVI	1,623.78 > Classroom Equipment; LAMAR
141	71300	730	000	141231313	01/10/2025	AMAZON CAPITAL SERVI	1,681.02
141	71100	722	000	141231313	01/10/2025	AMAZON CAPITAL SERVI	199.00
141	71100	722	000	141231313	01/10/2025	AMAZON CAPITAL SERVI	479.99
141	73300	429	000	141231313	01/10/2025	AMAZON CAPITAL SERVI	8.39
141	71300	429	000	141231314	01/10/2025	ANDY OXY CO INC	296.00
141	72710	450	000	141231315	01/10/2025	BEST ONE TIRE	1,077.40 Tires for Fleet vehicles
141	72610	399	000	141231316	01/10/2025	BM SEPTIC TANK COMPA	1,200.00 Lamar pump out
141	71100	499	000	141231317	01/10/2025	BOONES CREEK ELEMENT	199.00
141	72610	454	000	141231318	01/10/2025	CHUCKEY UTILITY DIST	320.72
141	72620	499	000	141231319	01/10/2025	CITY ELECTRIC SUPPLY	664.50
141	72610	454	000	141231320	01/10/2025	CITY OF KINGSFORT	315.58
141	72620	499	000	141231321	01/10/2025	CLINE-HOLDER ELECTRI	1,330.43 electrical mtice supplies
141	72620	499	000	141231322	01/10/2025	EAST TENN RENT-ALLS	7,226.73 equipment rentals
141	72250	350	000	141231323	01/10/2025	ENA SERVICES LLC	6,626.00 internet connectivity fee
141	72250	499	000	141231323	01/10/2025	ENA SERVICES LLC	35.00
141	71100	499	000	141231324	01/10/2025	FALL BRANCH SCHOOL	92.50
141	72610	399	000	141231325	01/10/2025	FLEENOR SECURITY SYS	130.01
141	72610	399	000	141231325	01/10/2025	FLEENOR SECURITY SYS	21.01
141	72610	399	000	141231325	01/10/2025	FLEENOR SECURITY SYS	75.00
141	72610	399	000	141231325	01/10/2025	FLEENOR SECURITY SYS	80.00
141	72610	399	000	141231325	01/10/2025	FLEENOR SECURITY SYS	89.97
141	72610	399	000	141231325	01/10/2025	FLEENOR SECURITY SYS	21.01
141	72620	499	000	141231326	01/10/2025	GOOD COMPANY	2,474.26 > doors & parts
141	72620	499	000	141231326	01/10/2025	GOOD COMPANY	1,314.00
141	71100	499	000	141231327	01/10/2025	GRANDVIEW ELEMENTARY	199.00
141	71100	499	000	141231328	01/10/2025	GRAY ELEMENTARY SCHO	199.00
141	72620	499	000	141231332	01/10/2025	HSC BUILDING AUTOMAT	1,077.40 HVAC unit parts
141	71100	499	000	141231333	01/10/2025	JONESBOROUGH ELEMENT	185.00
141	72620	499	000	141231334	01/10/2025	L&W SUPPLY CORPORATI	2,432.52 Drywall & Accessories
141	71100	499	000	141231335	01/10/2025	LAMAR SCHOOL	199.00
141	72620	499	000	141231336	01/10/2025	MEADE TRACTOR	755.59
141	71300	429	000	141231336	01/10/2025	MEADE TRACTOR	323.17
141	72710	453	000	141231337	01/10/2025	MID-SOUTH BUS CENTER	1,077.36 vehicle parts
141	71300	429	000	141231338	01/10/2025	MIZE FARM & GARDEN S	2,000.00 CTE Ag Dept supplies
141	71100	499	000	141231339	01/10/2025	MUSIC DOCTORS	799.00
141	71300	429	000	141231340	01/10/2025	NHA	229.61
141	72620	336	000	141231341	01/10/2025	NOR-WELL COMPANY	5,790.00 HVAC unit repairs, Gray
141	72250	499	000	141231342	01/10/2025	ODP BUSINESS SOLUTIO	330.91
141	72250	499	000	141231342	01/10/2025	ODP BUSINESS SOLUTIO	674.48
141	72250	499	000	141231342	01/10/2025	ODP BUSINESS SOLUTIO	161.01
141	72610	399	000	141231343	01/10/2025	PREMIER FIRE PROTECT	390.00
141	76100	707	000	141231344	01/10/2025	PRESTON WOODWORKING	11,726.00 DBHS classroom countertops
141	72620	599	000	141231345	01/10/2025	QUIK CLEANERS	72.00
141	72620	599	000	141231345	01/10/2025	QUIK CLEANERS	133.00
141	72250	499	000	141231346	01/10/2025	RAPTOR TECHNOLOGIES	535.00
141	71100	499	000	141231347	01/10/2025	RIDGEVIEW ELEMENTARY	206.50
141	72620	499	000	141231348	01/10/2025	SHARE CORPORATION	2,903.94 chemical solvents
141	72620	499	000	141231349	01/10/2025	SHERWIN WILLIAMS	1,317.46 paint & supplies
141	72250	499	000	141231350	01/10/2025	SHIELDS ELECTRONICS	720.18
141	72610	599	000	141231351	01/10/2025	SIX RIVERS MEDIA LLC	489.50
141	72610	399	000	141231352	01/10/2025	SOUTH EAST TN HAULIN	450.00
141	72610	399	000	141231352	01/10/2025	SOUTH EAST TN HAULIN	450.00

CHECK CHECK							
FND	ACCT	OBJ	PRJ	NUMBER	DATE	VENDOR	AMOUNT
141	72610	399	000	141231352	01/10/2025	SOUTH EAST TN HAULIN	675.00
141	72610	399	000	141231352	01/10/2025	SOUTH EAST TN HAULIN	675.00
141	72310	599	000	141231353	01/10/2025	STOCK POT	45.18
141	71100	499	000	141231354	01/10/2025	SULPHUR SPRINGS SCHO	206.50
141	72620	599	000	141231355	01/10/2025	TEG ENTERPRISES	62.50
141	72310	599	000	141231356	01/10/2025	TENN SCHOOL BOARDS A	150.00
141	72310	599	000	141231356	01/10/2025	TENN SCHOOL BOARDS A	1,200.00 <i>Legal Institute Fees</i>
141	72320	435	000	141231357	01/10/2025	TENNESSEE OFFICE SUP	10.74
141	71100	429	000	141231357	01/10/2025	TENNESSEE OFFICE SUP	113.33
141	71100	429	000	141231357	01/10/2025	TENNESSEE OFFICE SUP	199.99
141	71100	429	000	141231357	01/10/2025	TENNESSEE OFFICE SUP	18.57
141	71100	429	000	141231357	01/10/2025	TENNESSEE OFFICE SUP	190.19
141	72120	599	000	141231358	01/10/2025	TIEBREAKERS	5,200.00 <i>Shoe Day Luncheon</i>
141	72620	499	000	141231359	01/10/2025	TMS SOUTH	884.09
141	72620	499	000	141231360	01/10/2025	TRI CITY MOWER & SAW	2,184.79 <i>Grounds mtve</i>
141	76100	707	000	141231361	01/10/2025	TWO SQUIRRELS CABINE	16,665.00 <i>Lamar classroom countertops</i>
141	72320	307	000	141231362	01/10/2025	VERIZON WIRELESS	2,192.24
141	72320	307	000	141231362	01/10/2025	VERIZON WIRELESS	43.53
141	72620	499	000	141231363	01/10/2025	WM. S. TRIMBLE COMPA	2,342.00 <i>doors & accessories</i>
141	72250	399	000	141231372	01/14/2025	APPTEGY INC	36,975.00 <i>Thrillshare media</i>
141	72230	355	000	141231373	01/14/2025	DRINNON, SHANNON	107.20
141	72120	355	000	141231374	01/14/2025	GOSLAR, LISA	121.94
141	72210	355	000	141231375	01/14/2025	HITE, MEGAN	65.66
141	73300	355	000	141231376	01/14/2025	LANE, TINA	60.30
141	72210	355	000	141231377	01/14/2025	MILLER, JESSICA	48.24
141	73300	355	000	141231378	01/14/2025	RICHARDSON, ABBY	47.57
141	72120	355	000	141231379	01/14/2025	SALYER, WENDI	209.71
141	72220	399	000	141231380	01/14/2025	SIDEKICK THERAPY PAR	244.80
141	72130	322	000	141231382	01/17/2025	ACT	12,784.00 <i>Pre ACT scoring</i>
141	72710	453	000	141231383	01/17/2025	ADVANCE AUTO PARTS	978.09
141	72250	399	000	141231384	01/17/2025	AMAZON CAPITAL SERVI	130.05
141	72250	499	000	141231384	01/17/2025	AMAZON CAPITAL SERVI	79.00
141	72250	499	000	141231384	01/17/2025	AMAZON CAPITAL SERVI	706.89
141	72250	499	000	141231384	01/17/2025	AMAZON CAPITAL SERVI	118.99
141	71300	429	000	141231384	01/17/2025	AMAZON CAPITAL SERVI	338.57
141	71300	429	000	141231384	01/17/2025	AMAZON CAPITAL SERVI	34.99
141	71300	429	000	141231384	01/17/2025	AMAZON CAPITAL SERVI	34.99
141	71100	722	000	141231384	01/17/2025	AMAZON CAPITAL SERVI	21.99
141	71300	429	000	141231384	01/17/2025	AMAZON CAPITAL SERVI	389.99
141	71300	429	000	141231384	01/17/2025	AMAZON CAPITAL SERVI	185.22
141	71300	429	000	141231384	01/17/2025	AMAZON CAPITAL SERVI	838.69
141	71300	429	000	141231384	01/17/2025	AMAZON CAPITAL SERVI	419.54
141	71100	429	000	141231384	01/17/2025	AMAZON CAPITAL SERVI	387.42
141	71100	429	000	141231384	01/17/2025	AMAZON CAPITAL SERVI	249.81
141	71100	429	000	141231384	01/17/2025	AMAZON CAPITAL SERVI	18.39
141	71100	429	000	141231384	01/17/2025	AMAZON CAPITAL SERVI	19.98
141	71100	429	000	141231384	01/17/2025	AMAZON CAPITAL SERVI	29.99
141	72130	499	000	141231384	01/17/2025	AMAZON CAPITAL SERVI	305.82
141	72210	432	000	141231384	01/17/2025	AMAZON CAPITAL SERVI	29.97
141	72210	524	000	141231384	01/17/2025	AMAZON CAPITAL SERVI	39.95
141	71100	429	000	141231384	01/17/2025	AMAZON CAPITAL SERVI	81.54
141	71100	429	000	141231384	01/17/2025	AMAZON CAPITAL SERVI	58.99
141	71100	429	000	141231384	01/17/2025	AMAZON CAPITAL SERVI	181.93
141	71100	429	000	141231384	01/17/2025	AMAZON CAPITAL SERVI	128.74
141	71100	429	000	141231384	01/17/2025	AMAZON CAPITAL SERVI	9.99
141	71100	499	000	141231384	01/17/2025	AMAZON CAPITAL SERVI	862.90

CHECK CHECK							
FND	ACCT	OBJ	PRJ	NUMBER	DATE	VENDOR	AMOUNT
141	71100	499	000	141231384	01/17/2025	AMAZON CAPITAL SERVI	57.43
141	72250	499	000	141231384	01/17/2025	AMAZON CAPITAL SERVI	139.95
141	71100	299	000	141231385	01/17/2025	AMERICAN BENEFIT ADM	200.00
141	72620	499	000	141231386	01/17/2025	ANDY OXY CO INC	93.01
141	72610	434	000	141231387	01/17/2025	ATMOS ENERGY	1,443.81
141	72610	434	000	141231387	01/17/2025	ATMOS ENERGY	760.49
141	72610	434	000	141231387	01/17/2025	ATMOS ENERGY	1,510.32
141	72610	434	000	141231387	01/17/2025	ATMOS ENERGY	1,257.54
141	72610	434	000	141231387	01/17/2025	ATMOS ENERGY	867.29
141	72610	434	000	141231387	01/17/2025	ATMOS ENERGY	4,848.49
141	71300	730	000	141231388	01/17/2025	B&H PHOTO-VIDEO	2,112.47
141	72310	599	000	141231389	01/17/2025	BANKCARD	448.60
141	72620	599	000	141231389	01/17/2025	BANKCARD	1,250.22
141	72310	355	000	141231390	01/17/2025	BARNES, ERIC	150.00
141	72310	355	000	141231390	01/17/2025	BARNES, ERIC	420.00
141	72610	599	000	141231391	01/17/2025	BRIGHTSPEED	27.98
141	72310	320	000	141231392	01/17/2025	CHAMBER OF COMMERCE	1,260.00
141	72610	399	000	141231394	01/17/2025	CHEM-AQUA INC	1,332.62
141	72610	599	000	141231395	01/17/2025	CINTAS	262.72
141	72610	599	000	141231395	01/17/2025	CINTAS	573.40
141	72610	599	000	141231395	01/17/2025	CINTAS	1,378.37
141	72610	599	000	141231395	01/17/2025	CINTAS	1,009.45
141	72610	599	000	141231395	01/17/2025	CINTAS	222.88
141	72610	359	000	141231396	01/17/2025	CITY OF JOHNSON CITY	150.00
141	72210	432	000	141231397	01/17/2025	DEMCO	1,036.07
141	72210	432	000	141231397	01/17/2025	DEMCO	308.27
141	72210	432	000	141231397	01/17/2025	DEMCO	1,653.70
141	72710	599	000	141231398	01/17/2025	DIRECT HEALTH CARE	1,067.50
141	72710	499	000	141231399	01/17/2025	DISCOUNT AUTO SALES	1,108.55
141	72710	499	000	141231399	01/17/2025	DISCOUNT AUTO SALES	291.90
141	72620	336	000	141231400	01/17/2025	DOORS UNLIMITED	5,475.00
141	71300	116	000	141231401	01/17/2025	EAST TENN STATE UNIV	19,750.51
141	71300	201	000	141231401	01/17/2025	EAST TENN STATE UNIV	1,224.78
141	71300	204	000	141231401	01/17/2025	EAST TENN STATE UNIV	1,995.13
141	71300	212	000	141231401	01/17/2025	EAST TENN STATE UNIV	766.60
141	71300	207	000	141231401	01/17/2025	EAST TENN STATE UNIV	93.21
141	71300	210	000	141231401	01/17/2025	EAST TENN STATE UNIV	79.31
141	71300	123	000	141231401	01/17/2025	EAST TENN STATE UNIV	26,967.55
141	71300	201	000	141231401	01/17/2025	EAST TENN STATE UNIV	1,943.15
141	71300	204	000	141231401	01/17/2025	EAST TENN STATE UNIV	5,645.99
141	71300	212	000	141231401	01/17/2025	EAST TENN STATE UNIV	454.47
141	71300	207	000	141231401	01/17/2025	EAST TENN STATE UNIV	3,580.13
141	71300	210	000	141231401	01/17/2025	EAST TENN STATE UNIV	37.16
141	71100	399	000	141231402	01/17/2025	ETSU UNIVERSITY SCHO	623,957.10
141	72620	499	000	141231403	01/17/2025	FERGUSON ENTERPRISES	1,406.56
141	72120	499	000	141231405	01/17/2025	FOOD CITY	36.95
141	72210	524	000	141231405	01/17/2025	FOOD CITY	698.06
141	72220	499	000	141231405	01/17/2025	FOOD CITY	18.03
141	72310	599	000	141231405	01/17/2025	FOOD CITY	9.98
141	72620	399	000	141231406	01/17/2025	FOSTER SIGNS	795.00
141	71100	399	000	141231407	01/17/2025	FRONTIER HEALTH	25,635.00
141	71100	429	000	141231408	01/17/2025	GENERATION GENIUS	125.00
141	72710	424	000	141231409	01/17/2025	GREENEVILLE OIL & PE	518.00
141	72210	432	000	141231410	01/17/2025	GUMDROP BOOKS	1,778.85
141	71100	499	000	141231411	01/17/2025	HENRY SCHEIN INC	20.42
141	71100	499	000	141231411	01/17/2025	HENRY SCHEIN INC	13.78

Natural Gas

DCHS CTE A.V. equipment

Grounds conference lodging

dues
DCHS chiller monitoring

walk-off mats; BCE and C.O.

Library Books & Materials; University School

Bus driver Testing
Batteries for fleet vehicles

replacement overhead door @ warehouse

Reimburse CTE ISM
Salaries & benefits

Revenue sharing; December
plumbing mtrce materials

CSH Behavioral Counselors

Library Books; LAMAR

CHECK CHECK							
FND	ACCT	OBJ	PRJ	NUMBER	DATE	VENDOR	AMOUNT
141	72610	328	000	141231412	01/17/2025	HES FACILITIES	17,132.03
141	72610	328	000	141231412	01/17/2025	HES FACILITIES	11,155.74
141	72610	328	000	141231412	01/17/2025	HES FACILITIES	6,374.71
141	72610	328	000	141231412	01/17/2025	HES FACILITIES	10,358.90
141	72610	328	000	141231412	01/17/2025	HES FACILITIES	17,127.29
141	72610	328	000	141231412	01/17/2025	HES FACILITIES	9,562.06
141	72610	328	000	141231412	01/17/2025	HES FACILITIES	7,569.97
141	72610	328	000	141231412	01/17/2025	HES FACILITIES	7,968.39
141	72610	328	000	141231412	01/17/2025	HES FACILITIES	7,569.97
141	72610	328	000	141231412	01/17/2025	HES FACILITIES	18,327.29
141	72610	328	000	141231412	01/17/2025	HES FACILITIES	18,327.29
141	72610	328	000	141231412	01/17/2025	HES FACILITIES	11,155.74
141	72210	355	000	141231413	01/17/2025	HOLLEY, PRESTON	170.85
141	72610	359	000	141231414	01/17/2025	JONESBOROUGH WATER D	145.00
141	72610	454	000	141231414	01/17/2025	JONESBOROUGH WATER D	78.73
141	72610	454	000	141231414	01/17/2025	JONESBOROUGH WATER D	367.90
141	71100	399	000	141231415	01/17/2025	LANGUAGE TRAINING CE	19.95
141	72620	499	000	141231416	01/17/2025	MARTIN MARIETTA MATE	1,014.90
141	72210	432	000	141231417	01/17/2025	MR. K'S USED BOOKS	294.43
141	72510	499	000	141231418	01/17/2025	NELCO	831.60
141	72510	499	000	141231418	01/17/2025	NELCO	820.80
141	72210	432	000	141231421	01/17/2025	OVERDRIVE	105.13
141	72210	432	000	141231421	01/17/2025	OVERDRIVE	13.99
141	72220	355	000	141231422	01/17/2025	REID, JANEY	18.76
141	72320	399	000	141231423	01/17/2025	ROBERT J. YOUNG COMP	10,623.10
141	71200	429	000	141231424	01/17/2025	SCHOOL SPECIALTY LLC	17.12
141	72320	399	000	141231425	01/17/2025	SHRED A WAY	40.00
141	72210	524	000	141231426	01/17/2025	SOLUTION TREE	1,598.00
141	72610	359	000	141231427	01/17/2025	SOUTH EAST TN HAULIN	675.00
141	72610	359	000	141231427	01/17/2025	SOUTH EAST TN HAULIN	450.00
141	71100	499	000	141231429	01/17/2025	TENN BUREAU OF INVES	400.00
141	72230	355	000	141231431	01/17/2025	TENNESSEE FFA FOUNDA	125.00
141	72230	355	000	141231431	01/17/2025	TENNESSEE FFA FOUNDA	125.00
141	72230	355	000	141231431	01/17/2025	TENNESSEE FFA FOUNDA	125.00
141	72620	499	000	141231432	01/17/2025	TRANE COMPANY	405.48
141	72620	499	000	141231433	01/17/2025	UNITED RENTALS	3,384.14
141	71300	429	000	141231435	01/17/2025	VEX ROBOTICS	1,111.82
141	71300	429	000	141231435	01/17/2025	VEX ROBOTICS	837.73
141	71100	499	000	141231437	01/17/2025	WASHINGTON COUNTY SC	81.20
141	72620	499	000	141231438	01/17/2025	WASHINGTON FARMERS C	176.25
141	73300	499	000	141231439	01/17/2025	WASHINGTON COUNTY FO	1,481.09
141	73300	499	000	141231439	01/17/2025	WASHINGTON COUNTY FO	1,625.03
141	71100	499	000	141231440	01/17/2025	WEST VIEW SCHOOL	206.50
141	72210	355	000	141231441	01/17/2025	WOODS, BRANDON	144.05
141	72130	322	000	141231454	01/23/2025	ACT	7,984.00
141	72210	524	000	141231455	01/23/2025	ADAMS, JARROD	494.21
141	72620	499	000	141231456	01/23/2025	AIRGAS INC, SOUTH DI	28.71
141	71300	429	000	141231456	01/23/2025	AIRGAS INC, SOUTH DI	27.79
141	72130	524	000	141231457	01/23/2025	ALLEN, BRENNAN	45.10
141	71300	471	000	141231458	01/23/2025	AMAZON CAPITAL SERVI	149.82
141	71300	730	000	141231458	01/23/2025	AMAZON CAPITAL SERVI	2,759.99
141	71300	730	000	141231458	01/23/2025	AMAZON CAPITAL SERVI	6,249.00
141	71300	730	000	141231458	01/23/2025	AMAZON CAPITAL SERVI	699.99
141	71300	429	000	141231458	01/23/2025	AMAZON CAPITAL SERVI	315.75
141	71300	429	000	141231458	01/23/2025	AMAZON CAPITAL SERVI	3,961.80
141	71300	429	000	141231458	01/23/2025	AMAZON CAPITAL SERVI	699.91

Custodial Services

Gravels stone products Dept.

Systemwide copier leases

conference registration

*equipment rentals
> classroom equipment; UHS*

> SACC snacks

Pre ACT scoring

*Hospital Bed; Gray CTE ISM
Embroidery Machine; LAMAR CTE ISM*

Classroom Equipment; LAMAR CTE ISM

CHECK CHECK							
FND	ACCT	OBJ	PRJ	NUMBER	DATE	VENDOR	AMOUNT
141	71300	429	000	141231458	01/23/2025	AMAZON CAPITAL SERVI	24.49
141	71300	429	000	141231458	01/23/2025	AMAZON CAPITAL SERVI	448.80
141	71300	429	000	141231458	01/23/2025	AMAZON CAPITAL SERVI	112.46
141	71300	429	000	141231458	01/23/2025	AMAZON CAPITAL SERVI	814.94
141	71300	429	000	141231458	01/23/2025	AMAZON CAPITAL SERVI	161.99
141	71300	429	000	141231458	01/23/2025	AMAZON CAPITAL SERVI	67.44
141	71300	429	000	141231458	01/23/2025	AMAZON CAPITAL SERVI	343.13
141	71300	429	000	141231458	01/23/2025	AMAZON CAPITAL SERVI	317.46
141	72320	435	000	141231458	01/23/2025	AMAZON CAPITAL SERVI	35.14
141	72610	434	000	141231459	01/23/2025	ATMOS ENERGY	6,868.81
141	72610	434	000	141231459	01/23/2025	ATMOS ENERGY	3,778.58
141	72210	432	000	141231460	01/23/2025	BARNES & NOBLE INC	1,098.31
141	72610	399	000	141231461	01/23/2025	BARNES EXTERMINATING	150.00
141	72610	415	000	141231462	01/23/2025	BRIGHT RIDGE	8,654.10
141	72610	415	000	141231462	01/23/2025	BRIGHT RIDGE	3,867.74
141	72610	415	000	141231462	01/23/2025	BRIGHT RIDGE	3,325.42
141	72610	415	000	141231462	01/23/2025	BRIGHT RIDGE	13,634.83
141	72610	415	000	141231462	01/23/2025	BRIGHT RIDGE	13,613.57
141	72610	415	000	141231462	01/23/2025	BRIGHT RIDGE	5,163.56
141	72610	415	000	141231462	01/23/2025	BRIGHT RIDGE	8,114.15
141	72610	415	000	141231462	01/23/2025	BRIGHT RIDGE	8,516.46
141	72610	415	000	141231462	01/23/2025	BRIGHT RIDGE	3,955.36
141	72610	415	000	141231462	01/23/2025	BRIGHT RIDGE	10,879.74
141	72610	415	000	141231462	01/23/2025	BRIGHT RIDGE	6,236.20
141	72610	415	000	141231462	01/23/2025	BRIGHT RIDGE	8,761.82
141	72610	415	000	141231462	01/23/2025	BRIGHT RIDGE	12,646.82
141	72610	415	000	141231462	01/23/2025	BRIGHT RIDGE	28,124.20
141	72610	415	000	141231462	01/23/2025	BRIGHT RIDGE	32,357.11
141	72610	415	000	141231462	01/23/2025	BRIGHT RIDGE	15,764.70
141	72210	432	000	141231463	01/23/2025	COUGHLAN COMPANIES L	2,148.12
141	72210	432	000	141231463	01/23/2025	COUGHLAN COMPANIES L	633.16
141	72230	355	000	141231464	01/23/2025	DRURY PLAZA HOTEL	379.50
141	72620	499	000	141231465	01/23/2025	FENCO SUPPLY	290.35
141	72620	499	000	141231465	01/23/2025	FENCO SUPPLY	198.45
141	72620	499	000	141231465	01/23/2025	FENCO SUPPLY	140.78
141	72620	499	000	141231465	01/23/2025	FENCO SUPPLY	322.02
141	72620	499	000	141231465	01/23/2025	FENCO SUPPLY	9.64
141	72620	499	000	141231465	01/23/2025	FENCO SUPPLY	28.02
141	72620	499	000	141231465	01/23/2025	FENCO SUPPLY	149.42
141	72620	499	000	141231465	01/23/2025	FENCO SUPPLY	49.00
141	72620	499	000	141231465	01/23/2025	FENCO SUPPLY	28.47
141	72620	499	000	141231465	01/23/2025	FENCO SUPPLY	1,034.69
141	72620	499	000	141231465	01/23/2025	FENCO SUPPLY	166.16
141	72620	499	000	141231465	01/23/2025	FENCO SUPPLY	266.68
141	72620	499	000	141231465	01/23/2025	FENCO SUPPLY	226.57
141	72620	499	000	141231465	01/23/2025	FENCO SUPPLY	335.83
141	72210	432	000	141231466	01/23/2025	FOLLETT CONTENT SOLU	2,500.00
141	72250	499	000	141231467	01/23/2025	GOVCONNECTION, INC	6,781.65
141	72610	454	000	141231468	01/23/2025	JOHNSON CITY UTILITY	1,080.39
141	72610	454	000	141231468	01/23/2025	JOHNSON CITY UTILITY	1,036.82
141	72610	454	000	141231468	01/23/2025	JOHNSON CITY UTILITY	4,593.25
141	72610	454	000	141231468	01/23/2025	JOHNSON CITY UTILITY	618.55
141	72610	359	000	141231468	01/23/2025	JOHNSON CITY UTILITY	7,545.00
141	72620	336	000	141231469	01/23/2025	JOHNSON CONTROLS	2,836.68
141	72610	454	000	141231470	01/23/2025	JONESBOROUGH WATER D	1,948.51
141	72610	359	000	141231470	01/23/2025	JONESBOROUGH WATER D	445.00

> NATURAL GAS
Library Books; DCHS

> Library books; Fall Branch

HVAC mtnc materials

Library Books; DCHS
Viewsonic bundles; tech dept stock (3)

HVAC unit repairs; DCHS

CHECK CHECK							
FND	ACCT	OBJ	PRJ	NUMBER	DATE	VENDOR	AMOUNT
141	72610	454	000	141231470	01/23/2025	JONESBOROUGH WATER D	80.03
141	72610	454	000	141231470	01/23/2025	JONESBOROUGH WATER D	24.64
141	72610	454	000	141231470	01/23/2025	JONESBOROUGH WATER D	670.23
141	72610	359	000	141231470	01/23/2025	JONESBOROUGH WATER D	720.00
141	72610	454	000	141231470	01/23/2025	JONESBOROUGH WATER D	24.90
141	72610	454	000	141231470	01/23/2025	JONESBOROUGH WATER D	22.50
141	72610	454	000	141231470	01/23/2025	JONESBOROUGH WATER D	37.50
141	72610	454	000	141231470	01/23/2025	JONESBOROUGH WATER D	59.26
141	72610	359	000	141231470	01/23/2025	JONESBOROUGH WATER D	165.00
141	72610	454	000	141231470	01/23/2025	JONESBOROUGH WATER D	447.48
141	72620	499	000	141231471	01/23/2025	L&W SUPPLY CORPORATI	1,587.38 m trce dept materials
141	71100	429	000	141231472	01/23/2025	LEARN THRU MOVEMENT	197.95
141	72610	399	000	141231473	01/23/2025	LEO'S PEST CONTROL	335.50
141	72310	399	000	141231474	01/23/2025	LEWIS GROUP ARCHITEC	164.80
141	72310	399	000	141231474	01/23/2025	LEWIS GROUP ARCHITEC	1,493.75 security upgrades
141	72320	435	000	141231475	01/23/2025	LOWE'S	48.93
141	72620	499	000	141231475	01/23/2025	LOWE'S	6,726.67 m trce dept materials
141	72710	424	000	141231475	01/23/2025	LOWE'S	23.00
141	71100	499	000	141231476	01/23/2025	NIET	9,625.00
141	71100	499	000	141231476	01/23/2025	NIET	2,750.00 > P/D Res
141	72250	499	000	141231477	01/23/2025	ODP BUSINESS SOLUTIO	799.39
141	72250	499	000	141231477	01/23/2025	ODP BUSINESS SOLUTIO	764.35
141	72210	432	000	141231478	01/23/2025	PERMA-BOUND	163.24
141	72210	432	000	141231478	01/23/2025	PERMA-BOUND	508.57
141	72210	432	000	141231478	01/23/2025	PERMA-BOUND	1,389.85 Library Books; Ridgeview
141	72210	432	000	141231478	01/23/2025	PERMA-BOUND	952.07
141	72210	432	000	141231478	01/23/2025	PERMA-BOUND	157.04
141	72320	348	000	141231479	01/23/2025	PITNEY BOWES PURCHAS	74.14
141	71100	429	000	141231480	01/23/2025	PLANK ROAD PUBLISHIN	115.45
141	72210	499	000	141231481	01/23/2025	QUILL LLC	58.63
141	72250	499	000	141231481	01/23/2025	QUILL LLC	368.39
141	72250	499	000	141231481	01/23/2025	QUILL LLC	271.76
141	72250	499	000	141231481	01/23/2025	QUILL LLC	724.25
141	71100	429	000	141231482	01/23/2025	SCHOOL SPECIALTY LLC	273.03
141	72620	499	000	141231483	01/23/2025	SOUTHERN STATES CO-O	1,960.00 grounds dept materials
141	72210	524	000	141231484	01/23/2025	THE WESTIN NASHVILLE	1,196.80
141	72210	524	000	141231484	01/23/2025	THE WESTIN NASHVILLE	1,196.80 > admin. conf. lodging
141	72210	524	000	141231485	01/23/2025	TNCPE	975.00
141	72710	330	000	141231486	01/23/2025	TOYOTA FINANCIAL SER	581.85
141	72710	330	000	141231486	01/23/2025	TOYOTA FINANCIAL SER	574.45
141	72710	453	000	141231487	01/23/2025	TRUCK PRO	5,329.22 vehicle parts
141	72610	399	000	141231488	01/23/2025	VERTICAL SOLUTIONS I	1,000.00
141	72610	399	000	141231488	01/23/2025	VERTICAL SOLUTIONS I	1,000.00 } elevator inspections; FBS, JES, SSS
141	72610	399	000	141231488	01/23/2025	VERTICAL SOLUTIONS I	1,000.00
141	72250	355	000	141231491	01/24/2025	BAILEY, HEATH	321.54
141	71100	499	000	141231492	01/24/2025	BOONES CREEK ELEMENT	446.50
141	72220	355	000	141231493	01/24/2025	BOWMAN, JEREMY	132.66
141	76100	707	000	141231494	01/24/2025	BUR-WIL CONSTRUCTION	20,732.54
141	76100	707	000	141231494	01/24/2025	BUR-WIL CONSTRUCTION	22,133.69 } final payments; DHS culinary upgrades
141	71100	499	000	141231495	01/24/2025	DANIEL BOONE HIGH SC	924.42
141	71100	499	000	141231496	01/24/2025	DAVID CROCKETT HIGH	4,444.92 PepsiCo commission; 4th Qtr 2024
141	71100	499	000	141231497	01/24/2025	FALL BRANCH SCHOOL	171.76
141	71100	499	000	141231498	01/24/2025	GRANDVIEW ELEMENTARY	410.71
141	71100	499	000	141231499	01/24/2025	JONESBOROUGH ELEMENT	664.68
141	72250	355	000	141231500	01/24/2025	KINCAID, ABBIGAIL	172.70
141	71100	299	000	141231501	01/24/2025	OMNI GROUP	50.00

CHECK CHECK							
END	ACCT	OBJ	PRJ	NUMBER	DATE	VENDOR	AMOUNT
141	71100	499	000	141231502	01/24/2025	RIDGEVIEW ELEMENTARY	143.60
141	72620	499	000	141231503	01/24/2025	TRI-STATE BOLT LLC	33.20
141	71100	499	000	141231504	01/24/2025	WEST VIEW SCHOOL	206.70
141	71100	499	000	141231521	01/30/2025	BANKCARD	400.00
141	72210	524	000	141231521	01/30/2025	BANKCARD	1,490.00 <i>conference lodging</i>
141	72130	524	000	141231521	01/30/2025	BANKCARD	711.00
141	71300	429	000	141231524	01/31/2025	AIRGAS INC, SOUTH DI	217.43
141	72250	499	000	141231525	01/31/2025	AMAZON CAPITAL SERVI	653.24
141	72250	499	000	141231525	01/31/2025	AMAZON CAPITAL SERVI	99.00
141	72250	499	000	141231525	01/31/2025	AMAZON CAPITAL SERVI	1,186.07 <i>Tech Dept mtnce Parts</i>
141	72250	499	000	141231525	01/31/2025	AMAZON CAPITAL SERVI	48.53
141	72250	499	000	141231525	01/31/2025	AMAZON CAPITAL SERVI	58.98
141	72250	499	000	141231525	01/31/2025	AMAZON CAPITAL SERVI	35.71
141	72250	499	000	141231525	01/31/2025	AMAZON CAPITAL SERVI	85.00
141	71200	429	000	141231525	01/31/2025	AMAZON CAPITAL SERVI	58.55
141	71200	429	000	141231525	01/31/2025	AMAZON CAPITAL SERVI	41.27
141	72220	499	000	141231525	01/31/2025	AMAZON CAPITAL SERVI	99.99
141	71100	499	000	141231525	01/31/2025	AMAZON CAPITAL SERVI	484.00
141	71100	499	000	141231525	01/31/2025	AMAZON CAPITAL SERVI	3,695.76 <i>classroom equipment; JES</i>
141	73300	429	000	141231525	01/31/2025	AMAZON CAPITAL SERVI	114.85
141	72250	499	000	141231525	01/31/2025	AMAZON CAPITAL SERVI	193.48
141	72250	499	000	141231525	01/31/2025	AMAZON CAPITAL SERVI	206.88
141	71300	429	000	141231525	01/31/2025	AMAZON CAPITAL SERVI	35.97
141	72620	499	000	141231525	01/31/2025	AMAZON CAPITAL SERVI	84.75
141	71100	429	000	141231526	01/31/2025	AMAZON CAPITAL SERVI	137.54
141	71100	429	000	141231526	01/31/2025	AMAZON CAPITAL SERVI	83.99
141	71100	429	000	141231526	01/31/2025	AMAZON CAPITAL SERVI	87.98
141	71100	429	000	141231526	01/31/2025	AMAZON CAPITAL SERVI	43.77
141	71100	429	000	141231526	01/31/2025	AMAZON CAPITAL SERVI	81.63
141	71100	429	000	141231526	01/31/2025	AMAZON CAPITAL SERVI	325.41
141	71100	429	000	141231526	01/31/2025	AMAZON CAPITAL SERVI	48.82
141	71100	429	000	141231526	01/31/2025	AMAZON CAPITAL SERVI	134.98
141	71100	429	000	141231526	01/31/2025	AMAZON CAPITAL SERVI	8.29
141	71100	429	000	141231526	01/31/2025	AMAZON CAPITAL SERVI	133.50
141	71100	429	000	141231526	01/31/2025	AMAZON CAPITAL SERVI	111.63
141	71100	429	000	141231526	01/31/2025	AMAZON CAPITAL SERVI	99.12
141	71100	429	000	141231526	01/31/2025	AMAZON CAPITAL SERVI	13.79
141	71100	429	000	141231526	01/31/2025	AMAZON CAPITAL SERVI	136.03
141	71100	429	000	141231526	01/31/2025	AMAZON CAPITAL SERVI	151.06
141	71100	429	000	141231526	01/31/2025	AMAZON CAPITAL SERVI	19.98
141	71100	429	000	141231526	01/31/2025	AMAZON CAPITAL SERVI	193.78
141	71100	429	000	141231526	01/31/2025	AMAZON CAPITAL SERVI	196.28
141	72210	336	000	141231526	01/31/2025	AMAZON CAPITAL SERVI	987.93
141	72210	336	000	141231526	01/31/2025	AMAZON CAPITAL SERVI	329.00
141	72210	336	000	141231526	01/31/2025	AMAZON CAPITAL SERVI	276.98
141	71100	429	000	141231526	01/31/2025	AMAZON CAPITAL SERVI	70.07
141	72210	336	000	141231526	01/31/2025	AMAZON CAPITAL SERVI	30.39
141	71100	429	000	141231527	01/31/2025	APPLE INC	479.00
141	72710	424	000	141231528	01/31/2025	ATCO INTERNATIONAL	245.44
141	72710	424	000	141231528	01/31/2025	ATCO INTERNATIONAL	275.33
141	72710	424	000	141231528	01/31/2025	ATCO INTERNATIONAL	157.64
141	72210	432	000	141231530	01/31/2025	BOUND TO STAY BOUND	1,801.34 <i>Library Books; GRAY</i>
141	72130	499	000	141231531	01/31/2025	BUTTERMILK SKY PIE	130.00
141	71100	399	000	141231532	01/31/2025	CADAS INC	424.00
141	72130	499	000	141231533	01/31/2025	CHICK FIL-A	292.00
141	72610	599	000	141231534	01/31/2025	CINTAS	329.52

CHECK CHECK								
FND	ACCT	OBJ	PRJ	NUMBER	DATE	VENDOR	AMOUNT	
141	72620	599	000	141231534	01/31/2025	CINTAS	1,513.24	<i>grounds/maintenance uniforms</i>
141	72710	599	000	141231534	01/31/2025	CINTAS	468.82	
141	72610	599	000	141231534	01/31/2025	CINTAS	300.75	
141	72610	599	000	141231534	01/31/2025	CINTAS	119.84	
141	72610	599	000	141231534	01/31/2025	CINTAS	270.68	
141	72320	399	000	141231535	01/31/2025	COMCAST	108.86	
141	72620	499	000	141231536	01/31/2025	CONNEY SAFETY	189.47	
141	72710	453	000	141231537	01/31/2025	CUMBERLAND INTERNATI	6,837.37	<i>vehicle repairs & upgrades</i>
141	72710	453	000	141231537	01/31/2025	CUMBERLAND INTERNATI	316.37	
141	72230	355	000	141231538	01/31/2025	DBHS HEALTH SCIENCE	5,256.00	<i>state convention expenses</i>
141	72230	355	000	141231539	01/31/2025	DCHS FFA	4,985.00	
141	72230	355	000	141231540	01/31/2025	DCHS HEALTH SCIENCE	2,444.00	
141	72620	599	000	141231541	01/31/2025	DINGUS, BRADLEY	493.14	
141	71100	429	000	141231542	01/31/2025	DISCOUNT SCHOOL SUPP	93.98	
141	71100	429	000	141231542	01/31/2025	DISCOUNT SCHOOL SUPP	5.97	
141	72620	499	000	141231543	01/31/2025	DOWN TO EARTH	278.40	
141	72620	499	000	141231543	01/31/2025	DOWN TO EARTH	465.60	
141	72620	499	000	141231543	01/31/2025	DOWN TO EARTH	334.80	
141	71300	730	000	141231544	01/31/2025	DYNAMIC LEARNING EXP	7,195.00	<i>STEM classroom materials; SCS Science/Social Studies PD/As</i>
141	72210	524	000	141231545	01/31/2025	EDUCATION ELEMENTS	71,453.50	
141	72210	524	000	141231545	01/31/2025	EDUCATION ELEMENTS	71,453.50	
141	72250	499	000	141231546	01/31/2025	ENA SERVICES LLC	127.50	
141	71200	429	000	141231547	01/31/2025	EPS OPERATIONS LLC	831.11	
141	72520	399	000	141231548	01/31/2025	ETSU UNIV CAREER SER	100.00	
141	72620	499	000	141231549	01/31/2025	FASTENAL	81.72	
141	72620	499	000	141231549	01/31/2025	FASTENAL	105.20	
141	72620	499	000	141231550	01/31/2025	FOSTER SIGNS	950.00	
141	72620	499	000	141231550	01/31/2025	FOSTER SIGNS	300.00	
141	72250	499	000	141231551	01/31/2025	GOVCONNECTION, INC	6,781.65	<i>Viewsonic Bundles (5) Tech Dept Stock</i>
141	72250	499	000	141231551	01/31/2025	GOVCONNECTION, INC	4,521.10	
141	72250	499	000	141231551	01/31/2025	GOVCONNECTION, INC	693.57	
141	71100	722	000	141231551	01/31/2025	GOVCONNECTION, INC	6,997.52	<i>Vector Computers (2) CTE ISM</i>
141	71100	429	000	141231552	01/31/2025	GRACENOTES	35.00	
141	72230	355	000	141231553	01/31/2025	HALE, CHARLES	158.12	
141	72520	399	000	141231554	01/31/2025	ICS, LLC	199.00	
141	72610	359	000	141231555	01/31/2025	JOHNSON CITY UTILITY	793.00	
141	72610	359	000	141231555	01/31/2025	JOHNSON CITY UTILITY	963.00	
141	72610	359	000	141231555	01/31/2025	JOHNSON CITY UTILITY	473.00	
141	72610	359	000	141231555	01/31/2025	JOHNSON CITY UTILITY	165.00	
141	72610	359	000	141231555	01/31/2025	JOHNSON CITY UTILITY	302.50	
141	72610	359	000	141231555	01/31/2025	JOHNSON CITY UTILITY	560.00	
141	72610	359	000	141231555	01/31/2025	JOHNSON CITY UTILITY	271.50	
141	72610	359	000	141231555	01/31/2025	JOHNSON CITY UTILITY	452.50	
141	72610	359	000	141231555	01/31/2025	JOHNSON CITY UTILITY	273.82	
141	72610	359	000	141231555	01/31/2025	JOHNSON CITY UTILITY	226.28	
141	72610	359	000	141231555	01/31/2025	JOHNSON CITY UTILITY	1,125.50	
141	72610	454	000	141231555	01/31/2025	JOHNSON CITY UTILITY	431.25	
141	72610	454	000	141231555	01/31/2025	JOHNSON CITY UTILITY	22.64	
141	72610	454	000	141231555	01/31/2025	JOHNSON CITY UTILITY	316.45	
141	72610	454	000	141231555	01/31/2025	JOHNSON CITY UTILITY	10.06	
141	72610	399	000	141231556	01/31/2025	MCCLAIN'S PEST CONTR	100.00	
141	72310	399	000	141231557	01/31/2025	MEDIA LEADERS, LLC	7,500.00	<i>VIP Program fee</i>
141	72620	599	000	141231558	01/31/2025	MOORE, JEREMY	75.00	
141	72620	599	000	141231558	01/31/2025	MOORE, JEREMY	140.00	
141	71100	299	000	141231559	01/31/2025	MORELOCK, KHRIS	135.00	
141	71100	299	000	141231560	01/31/2025	MORROW, ASHLEY	135.00	

		CHECK CHECK					
FND	ACCT	OBJ	PRJ	NUMBER	DATE	VENDOR	AMOUNT
141	71100	299	000	141231561	01/31/2025	OAKES, AMY	135.00
141	72250	499	000	141231562	01/31/2025	ODP BUSINESS SOLUTIO	579.53
141	72250	499	000	141231562	01/31/2025	ODP BUSINESS SOLUTIO	303.62
141	72250	499	000	141231562	01/31/2025	ODP BUSINESS SOLUTIO	310.89
141	72250	499	000	141231562	01/31/2025	ODP BUSINESS SOLUTIO	161.83
141	71100	429	000	141231562	01/31/2025	ODP BUSINESS SOLUTIO	709.08
141	71100	429	000	141231562	01/31/2025	ODP BUSINESS SOLUTIO	41.13
141	71100	429	000	141231562	01/31/2025	ODP BUSINESS SOLUTIO	47.62
141	71100	429	000	141231562	01/31/2025	ODP BUSINESS SOLUTIO	15.81
141	71100	429	000	141231562	01/31/2025	ODP BUSINESS SOLUTIO	26.97
141	71100	206	000	141231563	01/31/2025	AMERICAN UNITED LIFE	1,500.00
141	71100	299	000	141231563	01/31/2025	AMERICAN UNITED LIFE	3,266.31
141	71200	206	000	141231563	01/31/2025	AMERICAN UNITED LIFE	281.00
141	71300	206	000	141231563	01/31/2025	AMERICAN UNITED LIFE	130.50
141	72110	206	000	141231563	01/31/2025	AMERICAN UNITED LIFE	4.40
141	72120	206	000	141231563	01/31/2025	AMERICAN UNITED LIFE	44.30
141	72130	206	000	141231563	01/31/2025	AMERICAN UNITED LIFE	77.80
141	72210	206	000	141231563	01/31/2025	AMERICAN UNITED LIFE	92.10
141	72230	206	000	141231563	01/31/2025	AMERICAN UNITED LIFE	6.10
141	72320	206	000	141231563	01/31/2025	AMERICAN UNITED LIFE	17.40
141	72410	206	000	141231563	01/31/2025	AMERICAN UNITED LIFE	179.50
141	72510	206	000	141231563	01/31/2025	AMERICAN UNITED LIFE	6.00
141	72610	206	000	141231563	01/31/2025	AMERICAN UNITED LIFE	69.50
141	72620	206	000	141231563	01/31/2025	AMERICAN UNITED LIFE	28.10
141	72710	206	000	141231563	01/31/2025	AMERICAN UNITED LIFE	151.70
141	72810	206	000	141231563	01/31/2025	AMERICAN UNITED LIFE	7.60
141	72250	206	000	141231563	01/31/2025	AMERICAN UNITED LIFE	47.90
141	71100	722	000	141231564	01/31/2025	PAXTON/PATTERSON	31,532.50
141	71100	299	000	141231565	01/31/2025	PERCELL, CINDY	109.00
141	71100	299	000	141231566	01/31/2025	RANEGAN, MORGAN	135.00
141	72230	336	000	141231567	01/31/2025	RELETECH	8,383.00
141	72310	599	000	141231568	01/31/2025	SAM'S CLUB DIRECT	106.86
141	71100	429	000	141231569	01/31/2025	SCHOOL SPECIALTY LLC	194.75
141	71100	429	000	141231569	01/31/2025	SCHOOL SPECIALTY LLC	507.12
141	71100	599	000	141231570	01/31/2025	SOLUTION TREE	769.00
141	71100	599	000	141231570	01/31/2025	SOLUTION TREE	769.00
141	71100	599	000	141231570	01/31/2025	SOLUTION TREE	769.00
141	72610	399	000	141231571	01/31/2025	STATE OF TENNESSEE	60.00
141	71300	429	000	141231572	01/31/2025	TCAT ELIZABETHTON	238.00
141	71300	429	000	141231572	01/31/2025	TCAT ELIZABETHTON	1,291.00
141	71100	217	000	141231573	01/31/2025	TENN CONSOLIDATED RETIREMENT	12,150.43
141	72110	355	000	141231574	01/31/2025	TENNESSEE ATTENDANCE	250.00
141	72250	355	000	141231574	01/31/2025	TENNESSEE ATTENDANCE	250.00
141	72620	499	000	141231575	01/31/2025	TMS SOUTH	2,471.95
141	72620	499	000	141231575	01/31/2025	TMS SOUTH	2,409.82
141	72710	729	000	141231577	01/31/2025	WESTERN EQUIPMENT FI	2,981.09
141	71100	299	000	141231578	01/31/2025	WHITAKER, JERRY	135.00
141	72620	499	000	141231579	01/31/2025	WILLIAMS ELECTRIC SU	6,045.94
Totals for checks							2,083,242.96

*Board
Provided
Life
Insurance*

classroom furniture; Gray

CTE Classroom Materials; DBHS Electricity

*CTE class Res
stabilization Rate*

plumbing mtce supplies

ExMark mowers lease

electrical mtce supplies

FUND SUMMARY

<u>FUND</u>	<u>DESCRIPTION</u>	<u>BALANCE SHEET</u>	<u>REVENUE</u>	<u>EXPENSE</u>	<u>TOTAL</u>
141	GENERAL PURPOSE SCHOOL	0.00	0.00	2,083,242.96	2,083,242.96
***	Fund Summary Totals ***	0.00	0.00	2,083,242.96	2,083,242.96

***** End of report *****

Account Level		2024-25	January 2024-25	2024-25	Encumbered	Unexpended	2024-25
Fnd T Acct	Obj Prj Loc Prg Description	Budget	Monthly Activity	FYTD Activity	Amount	Balance - YTD Act	FYTD %
71100	REGULAR INSTRUCTION						
141 E 71100 429 000 00004 000	INSTRUCTIONAL SUPPLIES-BCES	0.00	5,764.78	21,816.47	0.00	-21,816.47	0.00
141 E 71100 429 000 00005 000	INSTRUCTIONAL SUPPLIES-BCMS	0.00	0.00	0.00	0.00	0.00	0.00
141 E 71100 429 000 00006 000	INSTRUCTIONAL SUPPLIES-GVES	0.00	310.38	16,729.38	0.00	-16,729.38	0.00
141 E 71100 429 000 00007 000	INSTRUCTIONAL SUPPLIES-FBES	0.00	1,657.04	9,013.30	0.00	-9,013.30	0.00
141 E 71100 429 000 00008 000	INSTRUCTIONAL SUPPLIES-GES	0.00	2,735.96	9,365.65	0.00	-9,365.65	0.00
141 E 71100 429 000 00009 000	INSTRUCTIONAL SUPPLIES-JES	0.00	0.00	9,414.22	0.00	-9,414.22	0.00
141 E 71100 429 000 00010 000	INSTRUCTIONAL SUPPLIES-JMS	0.00	0.00	0.00	0.00	0.00	0.00
141 E 71100 429 000 00011 000	INSTRUCTIONAL SUPPLIES-LES	0.00	0.00	11,872.92	0.00	-11,872.92	0.00
141 E 71100 429 000 00012 000	INSTRUCTIONAL SUPPLIES-SCES	0.00	0.00	4,114.00	0.00	-4,114.00	0.00
141 E 71100 429 000 00013 000	INSTRUCTIONAL SUPPLIES-SSES	0.00	794.95	6,612.23	0.00	-6,612.23	0.00
141 E 71100 429 000 00014 000	INSTRUCTIONAL SUPPLIES-WVES	0.00	190.41	9,360.74	0.00	-9,360.74	0.00
141 E 71100 429 000 00015 000	INSTRUCTIONAL SUPPLIES-DBHS	0.00	199.99	11,688.41	0.00	-11,688.41	0.00
141 E 71100 429 000 00016 000	INSTRUCTIONAL SUPPLIES-DCHS	0.00	807.37	17,737.60	0.00	-17,737.60	0.00
141 E 71100 429 000 00025 000	INSTRUCTIONAL SUPPLIES-RVES	0.00	736.68	8,521.29	0.00	-8,521.29	0.00
141 E 71100 449 000 00000 000	TEXTBOOKS	1,701,915.00	0.00	84,350.81	0.00	1,617,564.19	4.96
141 E 71100 499 000 00000 000	OTHER SUPPLIES AND MATERIALS	582,486.00	15,998.20	197,713.58	0.00	384,772.42	33.94
141 E 71100 499 000 00000 002	CTE ISM GRANT	0.00	0.00	0.00	0.00	0.00	0.00
141 E 71100 499 000 00000 003	Supplies-Summer Learning	0.00	0.00	0.00	0.00	0.00	0.00
141 E 71100 499 000 00000 005	SUPPLIES-STEM GRANTS	0.00	4,179.76	4,179.76	0.00	-4,179.76	0.00
141 E 71100 499 000 00000 100	OTHER SUPPLIES-CIVICS GRANT	0.00	0.00	0.00	0.00	0.00	0.00
141 E 71100 499 000 00000 200	GRANT FUNDS	0.00	0.00	2,777.73	0.00	-2,777.73	0.00
141 E 71100 499 000 00000 300	ETSU SLICE-SIUPPLIES	0.00	0.00	79,048.46	0.00	-79,048.46	0.00
141 E 71100 499 000 00000 802	INSTR. SCIENCE CLASS SUPPLIES	24,000.00	946.24	16,460.83	0.00	7,539.17	68.59
141 E 71100 499 000 00002 000	OTHER SUPPLIES & MAT.-ASBURY	0.00	0.00	0.00	0.00	0.00	0.00
141 E 71100 499 000 00003 000	OTHER SUPPLIES & MAT.-MIDWAY	0.00	0.00	0.00	0.00	0.00	0.00
141 E 71100 499 000 00004 000	OTHER SUPPLIES & MAT.-BCES	0.00	446.50	1,122.48	0.00	-1,122.48	0.00
141 E 71100 499 000 00005 000	OTHER SUPPLIES & MAT.-BCMS	0.00	0.00	0.00	0.00	0.00	0.00
141 E 71100 499 000 00006 000	OTHER SUPPLIES & MAT.-GVES	0.00	410.71	716.33	0.00	-716.33	0.00
141 E 71100 499 000 00007 000	OTHER SUPPLIES & MAT.-FBES	0.00	171.76	411.62	0.00	-411.62	0.00
141 E 71100 499 000 00008 000	OTHER SUPPLIES & MAT.-GES	0.00	0.00	221.26	0.00	-221.26	0.00
141 E 71100 499 000 00009 000	OTHER SUPPLIES & MAT.-JES	0.00	664.68	2,007.10	0.00	-2,007.10	0.00
141 E 71100 499 000 00010 000	OTHER SUPPLIES & MAT.-JMS	0.00	0.00	0.00	0.00	0.00	0.00
141 E 71100 499 000 00011 000	OTHER SUPPLIES & MAT.-LES	0.00	0.00	207.20	0.00	-207.20	0.00
141 E 71100 499 000 00012 000	OTHER SUPPLIES & MAT.-SCES	0.00	0.00	410.76	0.00	-410.76	0.00
141 E 71100 499 000 00013 000	OTHER SUPPLIES & MAT.-SSES	0.00	0.00	132.72	0.00	-132.72	0.00
141 E 71100 499 000 00014 000	OTHER SUPPLIES & MAT.-WVES	0.00	206.70	524.18	0.00	-524.18	0.00
141 E 71100 499 000 00015 000	OTHER SUPPLIES & MAT.-DBHS	0.00	924.42	47,440.51	0.00	-47,440.51	0.00
141 E 71100 499 000 00016 000	OTHER SUPPLIES & MAT.-DCHS	0.00	4,479.12	35,956.02	0.00	-35,956.02	0.00

Fnd T	Acct	Obj	Prj	Loc	Prg	Account Level Description	2024-25 Budget	January 2024-25 Monthly Activity	2024-25 FYTD Activity	Encumbered Amount	Unexpended Balance - YTD Act	2024-25 FYTD %
71100 REGULAR INSTRUCTION												
141	E	71100	499	000	00017	000 OTHER SUPPLIES & MAT-UH	0.00	0.00	23,769.00	0.00	-23,769.00	0.00
141	E	71100	499	000	00025	000 OTHER SUPPLIES & MAT.-RVES	0.00	143.60	395.44	0.00	-395.44	0.00
141	E	71100	595	000	00000	000 JDC	0.00	0.00	0.00	0.00	0.00	0.00
141	E	71100	599	000	00000	000 OTHER CHARGES	210,032.00	0.00	375.00	0.00	209,657.00	0.18
141	E	71100	599	000	00000	003 Supplies-Summer Learning	0.00	0.00	0.00	0.00	0.00	0.00
141	E	71100	599	000	00002	000 ASBURY	0.00	0.00	0.00	0.00	0.00	0.00
141	E	71100	599	000	00004	000 BOONES CREEK ELEMENTARY	0.00	0.00	0.00	0.00	0.00	0.00
141	E	71100	599	000	00006	000 GRANDVIEW	0.00	2,307.00	9,316.75	0.00	-9,316.75	0.00
141	E	71100	599	000	00007	000 FALL BRANCH	0.00	0.00	0.00	0.00	0.00	0.00
141	E	71100	599	000	00008	000 GRAY ELEMENTARY	0.00	0.00	9,250.00	0.00	-9,250.00	0.00
141	E	71100	599	000	00009	000 JONESBOROUGH ELEMENTARY	0.00	0.00	14,592.47	0.00	-14,592.47	0.00
141	E	71100	599	000	00011	000 LAMAR	0.00	0.00	4,494.89	0.00	-4,494.89	0.00
141	E	71100	599	000	00012	000 SOUTH CENTRAL	0.00	0.00	0.00	0.00	0.00	0.00
141	E	71100	599	000	00013	000 SULPHER SPRINGS	0.00	0.00	0.00	0.00	0.00	0.00
141	E	71100	599	000	00014	000 WESTVIEW	0.00	0.00	13,000.00	0.00	-13,000.00	0.00
141	E	71100	599	000	00015	000 DANIEL BOONE HIGH	0.00	0.00	0.00	0.00	0.00	0.00
141	E	71100	599	000	00016	000 DAVID CROCKETT HIGH	0.00	0.00	2,595.48	0.00	-2,595.48	0.00
141	E	71100	599	000	00017	000 UNIVERSITY SCHOOL-UH	0.00	0.00	0.00	0.00	0.00	0.00
141	E	71100	599	000	00025	000 RIDGEVIEW	0.00	0.00	0.00	0.00	0.00	0.00
141	E	71100	708	000	00000	000 COMMUNICATIONS EQUIPMENT	160,000.00	0.00	0.00	0.00	160,000.00	0.00
141	E	71100	722	000	00000	002 CTE ISM GRANT	0.00	174,325.63	228,478.33	0.00	-228,478.33	0.00
141 E 71100 --- --- ----- ---							52,406,772.00	4,356,294.35	22,541,888.57	0.00	29,864,883.43	43.01
=====												
71200 SPECIAL EDUCATION PROGRAM												
141	E	71200	116	000	00000	000 SP.ED. TEACHERS	3,254,255.00	279,259.05	1,404,203.33	0.00	1,850,051.67	43.15
141	E	71200	117	000	00000	000 CAREER LADDER PROGRAM	12,000.00	0.00	1,000.00	0.00	11,000.00	8.33
141	E	71200	128	000	00000	000 HOMEBOUND TEACHERS	20,400.00	1,749.00	7,012.50	0.00	13,387.50	34.38
141	E	71200	163	000	00000	000 EDUCATIONAL ASSISTANTS	653,097.00	90,866.73	521,112.04	0.00	131,984.96	79.79
141	E	71200	163	000	00000	912 EDUCATIONAL ASSISTANTS SPED PR	0.00	5,082.50	22,104.52	0.00	-22,104.52	0.00
141	E	71200	171	000	00000	000 SPEECH PATHOLOGIST	258,156.00	18,377.73	104,429.77	0.00	153,726.23	40.45
141	E	71200	189	000	00000	000 OTHER SALARIES	209,611.00	16,493.34	102,788.20	0.00	106,822.80	49.04
141	E	71200	195	000	00000	000 CERTIFIED SUBSTITUTE TEACHERS	20,000.00	0.00	2,365.00	0.00	17,635.00	11.83
141	E	71200	195	995	00000	000 WCDE RETIRED SUBSTITUTE TEACHE	0.00	0.00	62.50	0.00	-62.50	0.00
141	E	71200	198	000	00000	000 NON-CERTIFIED SUBSTITUTE TEACH	65,000.00	0.00	3,952.50	0.00	61,047.50	6.08

Account Level		2024-25	January 2024-25	2024-25	Encumbered	Unexpended	2024-25
Fnd T Acct	Obj Prj Loc Prg Description	Budget	Monthly Activity	FYTD Activity	Amount	Balance - YTD Act	FYTD %
71200	SPECIAL EDUCATION PROGRAM						
141 E 71200 201 000 00000 000	SOCIAL SECURITY	278,536.00	23,815.11	125,559.98	0.00	152,976.02	45.08
141 E 71200 201 000 00000 912	SOCIAL SECURITY SPED PR	0.00	311.55	1,356.22	0.00	-1,356.22	0.00
141 E 71200 204 000 00000 000	STATE RETIREMENT	333,288.00	36,136.51	191,083.81	0.00	142,204.19	57.33
141 E 71200 204 000 00000 912	STATE RETIREMENT SPED PR	0.00	635.31	2,763.06	0.00	-2,763.06	0.00
141 E 71200 206 000 00000 000	LIFE INSURANCE	2,810.00	281.00	1,405.00	0.00	1,405.00	50.00
141 E 71200 207 000 00000 000	MEDICAL INSURANCE	648,112.00	100,581.72	472,567.88	0.00	175,544.12	72.91
141 E 71200 207 000 00000 912	MEDICAL INSURANCE SPED PR	0.00	0.00	0.00	0.00	0.00	0.00
141 E 71200 212 000 00000 000	EMPLOYER MEDICARE	65,142.00	5,569.64	29,364.71	0.00	35,777.29	45.08
141 E 71200 212 000 00000 912	MEDICARE SPED PR	0.00	72.86	317.18	0.00	-317.18	0.00
141 E 71200 299 000 00000 000	OTHER FRINGE BENEFITS	0.00	0.00	0.00	0.00	0.00	0.00
141 E 71200 399 000 00000 000	OTHER CONTRACTED SERVICES	6,000.00	0.00	0.00	0.00	6,000.00	0.00
141 E 71200 429 000 00000 000	INSTRUCTIONAL SUPPLIES & MATER	22,400.00	948.05	24,220.32	0.00	-1,820.32	108.13
141 E 71200 429 000 00000 912	SUPPLIES AND MATERIALS SPED PR	0.00	0.00	355.01	0.00	-355.01	0.00
141 E 71200 429 000 00002 000	INSTRUCTIONAL SUP. & MAT.-ASBU	0.00	0.00	0.00	0.00	0.00	0.00
141 E 71200 429 000 00003 000	INSTRUCTIONAL SUP. & MAT.-MIDW	0.00	0.00	0.00	0.00	0.00	0.00
141 E 71200 429 000 00004 000	INSTRUCTIONAL SUP. & MAT.-BCES	0.00	0.00	0.00	0.00	0.00	0.00
141 E 71200 429 000 00005 000	INSTRUCTIONAL SUP. & MAT.-BCMS	0.00	0.00	0.00	0.00	0.00	0.00
141 E 71200 429 000 00006 000	INSTRUCTIONAL SUP. & MAT.-GVES	0.00	0.00	0.00	0.00	0.00	0.00
141 E 71200 429 000 00007 000	INSTRUCTIONAL SUP. & MAT.-FBES	0.00	0.00	0.00	0.00	0.00	0.00
141 E 71200 429 000 00008 000	INSTRUCTIONAL SUP. & MAT.-GES	0.00	0.00	168.29	0.00	-168.29	0.00
141 E 71200 429 000 00009 000	INSTRUCTIONAL SUP. & MAT.-JES	0.00	0.00	0.00	0.00	0.00	0.00
141 E 71200 429 000 00010 000	INSTRUCTIONAL SUP. & MAT.-JMS	0.00	0.00	0.00	0.00	0.00	0.00
141 E 71200 429 000 00011 000	INSTRUCTIONAL SUP. & MAT.-LES	0.00	0.00	0.00	0.00	0.00	0.00
141 E 71200 429 000 00012 000	INSTRUCTIONAL SUP. & MAT.-SCES	0.00	0.00	0.00	0.00	0.00	0.00
141 E 71200 429 000 00013 000	INSTRUCTIONAL SUP. & MAT.-SSES	0.00	0.00	0.00	0.00	0.00	0.00
141 E 71200 429 000 00014 000	INSTRUCTIONAL SUP. & MAT.-WVES	0.00	0.00	0.00	0.00	0.00	0.00
141 E 71200 429 000 00015 000	INSTRUCTIONAL SUP. & MAT.-DBHS	0.00	0.00	0.00	0.00	0.00	0.00
141 E 71200 429 000 00016 000	INSTRUCTIONAL SUP. & MAT.-DCHS	0.00	0.00	0.00	0.00	0.00	0.00
141 E 71200 429 000 00025 000	INSTRUCTIONAL SUP. & MAT.-RVES	0.00	0.00	0.00	0.00	0.00	0.00
141 E 71200 499 000 00000 912	OTHER SUPPLIES SPED PR	0.00	0.00	0.00	0.00	0.00	0.00
141 E 71200 595 000 00000 000	INDIVIDUALIZED EDU. ACCOUNT	0.00	0.00	0.00	0.00	0.00	0.00
141 E 71200 599 000 00000 000	OTHER CHARGES	6,140.00	0.00	679.96	0.00	5,460.04	11.07
141 E 71200 --- --- ----- ---		5,854,947.00	580,180.10	3,018,871.78	0.00	2,836,075.22	51.56

Fnd T Acct	Obj Prj Loc	Prg Description	2024-25 Budget	January 2024-25 Monthly Activity	2024-25 FYTD Activity	Encumbered Amount	Unexpended Balance - YTD Act	2024-25 FYTD %
72120		HEALTH SERVICES						
141 E 72120	131 000 00000 000	MEDICAL PERSONNEL	343,479.00	28,034.49	174,681.12	0.00	168,797.88	50.86
141 E 72120	131 937 00000 000	SCHOOL NURSES	0.00	0.00	0.00	0.00	0.00	0.00
141 E 72120	189 000 00000 000	OTHER SALARIES & WAGES	570,653.00	48,295.85	250,904.85	0.00	319,748.15	43.97
141 E 72120	201 000 00000 000	SOCIAL SECURITY	56,676.00	4,554.42	25,411.43	0.00	31,264.57	44.84
141 E 72120	204 000 00000 000	STATE RETIREMENT	114,267.00	7,027.03	39,098.53	0.00	75,168.47	34.22
141 E 72120	206 000 00000 000	LIFE INSURANCE	450.00	44.30	221.50	0.00	228.50	49.22
141 E 72120	207 000 00000 000	MEDICAL INSURANCE	185,893.00	12,198.40	65,413.20	0.00	120,479.80	35.19
141 E 72120	212 000 00000 000	EMPLOYER MEDICARE	13,255.00	1,065.14	5,942.89	0.00	7,312.11	44.84
141 E 72120	299 000 00000 000	OTHER FRINGE BENEFITS	0.00	0.00	0.00	0.00	0.00	0.00
141 E 72120	355 000 00000 000	TRAVEL	10,000.00	1,224.29	9,197.34	0.00	802.66	91.97
141 E 72120	399 000 00000 000	OTHER CONTRACTED SERVICES	5,000.00	0.00	775.00	0.00	4,225.00	15.50
141 E 72120	399 000 00000 100	OTHER C & S - DONATION	0.00	0.00	0.00	0.00	0.00	0.00
141 E 72120	413 000 00000 000	DRUGS AND MEDICAL SUPPLIES	0.00	0.00	0.00	0.00	0.00	0.00
141 E 72120	499 000 00000 000	OTHER SUPPLIES AND MATERIALS	29,000.00	835.49	10,069.63	0.00	18,930.37	34.72
141 E 72120	499 999 00000 000	OTHER SUPPLIES-DONATIONS	0.00	0.00	0.00	0.00	0.00	0.00
141 E 72120	599 000 00000 000	OTHER CHARGES	9,000.00	5,200.00	6,255.12	0.00	2,744.88	69.50
141 E 72120	--- --- ----- ---		1,337,673.00	108,479.41	587,970.61	0.00	749,702.39	43.95
			=====	=====	=====	=====	=====	=====
72130		OTHER STUDENT SUPPORT						
141 E 72130	117 000 00000 000	CAREER LADDER PROGRAM	2,000.00	0.00	1,000.00	0.00	1,000.00	50.00
141 E 72130	123 000 00000 000	GUIDANCE PERSONNEL	1,264,038.00	110,858.32	554,291.57	0.00	709,746.43	43.85
141 E 72130	123 000 00000 002	CTE ISM GRANT	0.00	0.00	0.00	0.00	0.00	0.00
141 E 72130	130 000 00000 000	SOCIAL WORKERS	415,545.00	19,033.18	95,165.90	0.00	320,379.10	22.90
141 E 72130	201 000 00000 000	SOCIAL SECURITY	104,258.00	7,588.58	38,038.63	0.00	66,219.37	36.49
141 E 72130	204 000 00000 000	STATE RETIREMENT	106,949.00	9,465.09	47,389.06	0.00	59,559.94	44.31
141 E 72130	206 000 00000 000	LIFE INSURANCE	800.00	77.80	389.00	0.00	411.00	48.63
141 E 72130	207 000 00000 000	MEDICAL INSURANCE	204,955.00	22,792.00	110,718.40	0.00	94,236.60	54.02
141 E 72130	207 000 00000 002	CTE ISM GRANT	0.00	0.00	0.00	0.00	0.00	0.00
141 E 72130	212 000 00000 000	EMPLOYER MEDICARE	24,383.00	1,774.76	8,896.24	0.00	15,486.76	36.49
141 E 72130	299 000 00000 000	OTHER FRINGE BENEFITS	0.00	0.00	0.00	0.00	0.00	0.00
141 E 72130	309 000 00000 000	CONTRACTS WITH GOVERNMENT AGEN	90,000.00	0.00	0.00	0.00	90,000.00	0.00
141 E 72130	310 000 00000 000	CONTRACTS W OTHER GOV. AGEN.	0.00	0.00	0.00	0.00	0.00	0.00
141 E 72130	322 000 00000 000	EVALUATION AND TESTING	70,000.00	20,768.00	43,251.02	0.00	26,748.98	61.79
141 E 72130	499 000 00000 000	OTHER SUPPLIES AND MATERIALS	7,200.00	422.00	3,270.00	0.00	3,930.00	45.42

Account Level		2024-25	January 2024-25	2024-25	Encumbered	Unexpended	2024-25
Fnd T Acct	Obj Prj Loc Prg Description	Budget	Monthly Activity	FYTD Activity	Amount	Balance - YTD Act	FYTD %
72130	OTHER STUDENT SUPPORT						
141 E 72130 499 000 00002 000	OTHER SUPPLIES AND MAT.-ASB	0.00	0.00	0.00	0.00	0.00	0.00
141 E 72130 499 000 00003 000	OTHER SUPPLIES AND MAT.-MIDWAY	0.00	0.00	0.00	0.00	0.00	0.00
141 E 72130 499 000 00004 000	OTHER SUPPLIES AND MAT.-BCES	0.00	0.00	397.65	0.00	-397.65	0.00
141 E 72130 499 000 00005 000	OTHER SUPPLIES AND MAT.-BCMS	0.00	0.00	0.00	0.00	0.00	0.00
141 E 72130 499 000 00006 000	OTHER SUPPLIES AND MAT.-GVES	0.00	0.00	0.00	0.00	0.00	0.00
141 E 72130 499 000 00007 000	OTHER SUPPLIES AND MAT.-FBES	0.00	0.00	408.82	0.00	-408.82	0.00
141 E 72130 499 000 00008 000	OTHER SUPPLIES AND MAT.-GES	0.00	0.00	225.39	0.00	-225.39	0.00
141 E 72130 499 000 00009 000	OTHER SUPPLIES AND MAT.-JES	0.00	0.00	363.06	0.00	-363.06	0.00
141 E 72130 499 000 00010 000	OTHER SUPPLIES AND MAT.-JMS	0.00	0.00	0.00	0.00	0.00	0.00
141 E 72130 499 000 00011 000	OTHER SUPPLIES AND MAT.-LES	0.00	0.00	350.13	0.00	-350.13	0.00
141 E 72130 499 000 00012 000	OTHER SUPPLIES AND MAT.-SCES	0.00	0.00	358.86	0.00	-358.86	0.00
141 E 72130 499 000 00013 000	OTHER SUPPLIES AND MAT.-SSES	0.00	0.00	0.00	0.00	0.00	0.00
141 E 72130 499 000 00014 000	OTHER SUPPLIES AND MAT.-WVES	0.00	0.00	0.00	0.00	0.00	0.00
141 E 72130 499 000 00015 000	OTHER SUPPLIES AND MAT.-DBHS	0.00	305.82	1,054.40	0.00	-1,054.40	0.00
141 E 72130 499 000 00016 000	OTHER SUPPLIES AND MAT.-DCHS	0.00	0.00	0.00	0.00	0.00	0.00
141 E 72130 499 000 00025 000	OTHER SUPPLIES AND MAT.-RVES	0.00	0.00	382.41	0.00	-382.41	0.00
141 E 72130 524 000 00000 002	CTE-ISM Grant	0.00	1,286.10	5,835.50	0.00	-5,835.50	0.00
141 E 72130 790 000 00000 000	OTHER EQUIPMENT	25,000.00	0.00	0.00	0.00	25,000.00	0.00
141 E 72130 --- --- ----- ---		2,315,128.00	194,371.65	911,786.04	0.00	1,403,341.96	39.38
		=====	=====	=====	=====	=====	=====
72210	SUPPORT REGULAR INSTRUCTION						
141 E 72210 105 000 00000 000	SUPERVISOR/DIRECTOR	327,555.00	37,591.26	263,138.82	0.00	64,416.18	80.33
141 E 72210 105 003 00000 000	SUMMER PROGRAMS-LEARNING CAMPS	0.00	0.00	2,000.00	0.00	-2,000.00	0.00
141 E 72210 117 000 00000 000	CAREER LADDER PROGRAM	0.00	0.00	0.00	0.00	0.00	0.00
141 E 72210 127 000 00000 000	CAREER LADDER EXTENDED CONTRAC	0.00	0.00	0.00	0.00	0.00	0.00
141 E 72210 129 000 00000 000	LIBRARIANS	1,001,374.00	69,324.46	346,622.30	0.00	654,751.70	34.61
141 E 72210 138 000 00000 000	TECHNOLOGY PERSONNEL	0.00	0.00	0.00	0.00	0.00	0.00
141 E 72210 162 000 00000 000	CLERICAL PERSONNEL	252,426.00	18,846.91	103,599.32	0.00	148,826.68	41.04
141 E 72210 189 000 00000 000	OTHER SALARIES & WAGES	0.00	0.00	0.00	0.00	0.00	0.00
141 E 72210 201 000 00000 000	SOCIAL SECURITY	98,044.00	7,387.52	42,333.16	0.00	55,710.84	43.18
141 E 72210 201 003 00000 000		0.00	0.00	124.00	0.00	-124.00	0.00
141 E 72210 204 000 00000 000	STATE RETIREMENT	116,073.00	9,564.61	53,949.71	0.00	62,123.29	46.48
141 E 72210 204 003 00000 000		0.00	0.00	127.20	0.00	-127.20	0.00
141 E 72210 206 000 00000 000	LIFE INSURANCE	1,000.00	92.10	460.50	0.00	539.50	46.05

Account Level		2024-25	January 2024-25	2024-25	Encumbered	Unexpended	2024-25
Fnd T Acct	Obj Prj Loc Prg Description	Budget	Monthly Activity	FYTD Activity	Amount	Balance - YTD Act	FYTD %
72210	SUPPORT REGULAR INSTRUCTION						
141 E 72210 207 000 00000 000	MEDICAL INSURANCE	208,509.00	21,885.60	103,551.60	0.00	104,957.40	49.66
141 E 72210 212 000 00000 000	EMPLOYER MEDICARE	22,930.00	1,727.71	9,900.53	0.00	13,029.47	43.18
141 E 72210 212 003 00000 000		0.00	0.00	29.00	0.00	-29.00	0.00
141 E 72210 299 000 00000 000	OTHER FRINGE BENEFITS	0.00	0.00	0.00	0.00	0.00	0.00
141 E 72210 336 000 00000 000	MAINTENANCE AND REPAIR SERVICE	25,000.00	1,724.29	10,961.94	0.00	14,038.06	43.85
141 E 72210 355 000 00000 000	TRAVEL	43,000.00	1,753.49	16,164.19	0.00	26,835.81	37.59
141 E 72210 432 000 00000 000	LIBRARY BOOKS	100,000.00	4,096.35	7,234.46	0.00	92,765.54	7.23
141 E 72210 432 000 00002 000	LIBRARY BOOKS-ASBURY	0.00	0.00	0.00	0.00	0.00	0.00
141 E 72210 432 000 00003 000	LIBRARY BOOKS-MIDWAY	0.00	0.00	0.00	0.00	0.00	0.00
141 E 72210 432 000 00004 000	LIBRARY BOOKS-BCES	0.00	0.00	0.00	0.00	0.00	0.00
141 E 72210 432 000 00005 000	LIBRARY BOOKS-BCMS	0.00	0.00	0.00	0.00	0.00	0.00
141 E 72210 432 000 00006 000	LIBRARY BOOKS-GVES	0.00	0.00	5,276.56	0.00	-5,276.56	0.00
141 E 72210 432 000 00007 000	LIBRARY BOOKS-FBES	0.00	1,304.97	3,467.24	0.00	-3,467.24	0.00
141 E 72210 432 000 00008 000	LIBRARY BOOKS-GES	0.00	1,801.34	4,155.34	0.00	-4,155.34	0.00
141 E 72210 432 000 00009 000	LIBRARY BOOKS-JES	0.00	0.00	0.00	0.00	0.00	0.00
141 E 72210 432 000 00010 000	LIBRARY BOOKS-JMS	0.00	0.00	0.00	0.00	0.00	0.00
141 E 72210 432 000 00011 000	LIBRARY BOOKS-LES	0.00	3,262.26	5,568.76	0.00	-5,568.76	0.00
141 E 72210 432 000 00012 000	LIBRARY BOOKS-SCES	0.00	157.04	2,512.07	0.00	-2,512.07	0.00
141 E 72210 432 000 00013 000	LIBRARY BOOKS-SSES	0.00	0.00	0.00	0.00	0.00	0.00
141 E 72210 432 000 00014 000	LIBRARY BOOKS-WVES	0.00	0.00	398.38	0.00	-398.38	0.00
141 E 72210 432 000 00015 000	LIBRARY BOOKS-DBHS	0.00	2,529.97	8,832.60	0.00	-8,832.60	0.00
141 E 72210 432 000 00016 000	LIBRARY BOOKS-DCHS	0.00	0.00	7,722.47	0.00	-7,722.47	0.00
141 E 72210 432 000 00025 000	LIBRARY BOOKS-RVES	0.00	3,537.97	12,543.92	0.00	-12,543.92	0.00
141 E 72210 499 000 00000 000	OTHER SUPPLIES AND MATERIALS	10,000.00	58.63	603.33	0.00	9,396.67	6.03
141 E 72210 499 934 00000 000	OTHER SUPPLIES AND MATERIALS	0.00	0.00	0.00	0.00	0.00	0.00
141 E 72210 524 000 00000 000	IN SERVICE / STAFF DEVELOPMENT	190,000.00	151,828.00	265,188.77	0.00	-75,188.77	139.57
141 E 72210 --- --- ----- ---		2,395,911.00	338,474.48	1,276,466.17	0.00	1,119,444.83	53.28
72220	SUPPORT SPECIAL EDUCATION -						
141 E 72220 105 000 00000 000	SUPERVISOR/DIRECTOR	202,250.00	17,311.42	121,179.94	0.00	81,070.06	59.92
141 E 72220 117 000 00000 000	CAREER LADDER PROGRAM	0.00	0.00	0.00	0.00	0.00	0.00
141 E 72220 124 000 00000 000	PSYCHOLOGICAL PERSONNEL	58,289.00	14,484.02	57,651.70	0.00	637.30	98.91
141 E 72220 127 000 00000 000	CAREER LADDER EXTENDED CONTRAC	0.00	0.00	0.00	0.00	0.00	0.00
141 E 72220 135 000 00000 000	ASSESSMENT PERSONNEL	198,564.00	25,058.09	125,488.45	0.00	73,075.55	63.20

Fnd T	Acct	Obj	Prj	Loc	Prg	Account Level Description	2024-25 Budget	January 2024-25 Monthly Activity	2024-25 FYTD Activity	Encumbered Amount	Unexpended Balance - YTD Act	2024-25 FYTD %
72220 SUPPORT SPECIAL EDUCATION -												
141	E	72220	161	000	00000	000 SECRETARY(S)	43,846.00	5,068.86	26,949.44	0.00	16,896.56	61.46
141	E	72220	162	000	00000	000 CLERICAL PERSONNEL	0.00	0.00	0.00	0.00	0.00	0.00
141	E	72220	171	000	00000	000 SPEECH PATHOLOGIST	269,534.00	23,588.07	117,940.35	0.00	151,593.65	43.76
141	E	72220	189	000	00000	000 OTHER SALARIES & WAGES	141,075.00	11,645.75	58,228.75	0.00	82,846.25	41.28
141	E	72220	201	000	00000	000 SOCIAL SECURITY	56,641.00	5,696.03	29,569.62	0.00	27,071.38	52.21
141	E	72220	204	000	00000	000 STATE RETIREMENT	81,648.00	7,956.15	40,882.48	0.00	40,765.52	50.07
141	E	72220	206	000	00000	000 LIFE INSURANCE	500.00	0.00	0.00	0.00	500.00	0.00
141	E	72220	207	000	00000	000 MEDICAL INSURANCE	104,906.00	14,524.80	77,221.60	0.00	27,684.40	73.61
141	E	72220	212	000	00000	000 EMPLOYER MEDICARE	13,247.00	1,332.14	6,915.50	0.00	6,331.50	52.20
141	E	72220	299	000	00000	000 OTHER FRINGE BENEFITS	0.00	0.00	0.00	0.00	0.00	0.00
141	E	72220	336	000	00000	000 MAINTENANCE AND REPAIR SERVICE	500.00	0.00	0.00	0.00	500.00	0.00
141	E	72220	355	000	00000	000 TRAVEL	33,000.00	1,096.92	12,505.28	0.00	20,494.72	37.89
141	E	72220	399	000	00000	000 OTHER CONTRACTED SERVICES	68,000.00	244.80	15,178.25	0.00	52,821.75	22.32
141	E	72220	499	000	00000	000 OTHER SUPPLIES AND MATERIALS	8,500.00	118.02	3,326.94	0.00	5,173.06	39.14
141	E	72220	524	000	00000	000 IN SERVICE / STAFF DEVELOPMENT	4,500.00	0.00	3,280.00	0.00	1,220.00	72.89
141 E 72220 --- --- ----- ---							1,285,000.00	128,125.07	696,318.30	0.00	588,681.70	54.19
=====							=====	=====	=====	=====	=====	=====
72230 SUPPORT VOCATIONAL EDUCATION -												
141	E	72230	105	000	00000	000 SUPERVISOR/DIRECTOR	82,090.00	7,048.67	49,340.69	0.00	32,749.31	60.11
141	E	72230	117	000	00000	000 CAREER LADDER PROGRAM	0.00	0.00	0.00	0.00	0.00	0.00
141	E	72230	127	000	00000	000 CAREER LADDER EXTENDED CONTRAC	0.00	0.00	0.00	0.00	0.00	0.00
141	E	72230	161	000	00000	000 SECRETARY(S)	46,654.00	0.00	0.00	0.00	46,654.00	0.00
141	E	72230	201	000	00000	000 SOCIAL SECURITY	7,982.00	420.80	2,981.60	0.00	5,000.40	37.35
141	E	72230	204	000	00000	000 STATE RETIREMENT	11,053.00	634.38	4,440.66	0.00	6,612.34	40.18
141	E	72230	206	000	00000	000 LIFE INSURANCE	100.00	6.10	30.50	0.00	69.50	30.50
141	E	72230	207	000	00000	000 MEDICAL INSURANCE	24,904.00	1,802.40	8,613.60	0.00	16,290.40	34.59
141	E	72230	212	000	00000	000 EMPLOYER MEDICARE	1,867.00	98.41	697.31	0.00	1,169.69	37.35
141	E	72230	299	000	00000	000 OTHER FRINGE BENEFITS	0.00	0.00	0.00	0.00	0.00	0.00
141	E	72230	336	000	00000	000 MAINTENANCE AND REPAIR SERVICE	10,000.00	8,383.00	8,383.00	0.00	1,617.00	83.83
141	E	72230	355	000	00000	000 TRAVEL	35,000.00	13,903.14	28,423.93	0.00	6,576.07	81.21
141	E	72230	399	001	00000	000 OTHER CONTR. SERVS-STEM MIDDLE	60,000.00	0.00	0.00	0.00	60,000.00	0.00
141	E	72230	499	000	00000	000 OTHER SUPPLIES AND MATERIALS	2,250.00	0.00	3,089.70	0.00	-839.70	137.32
141 E 72230 --- --- ----- ---							281,900.00	32,296.90	106,000.99	0.00	175,899.01	37.60

Account Level		2024-25	January 2024-25	2024-25	Encumbered	Unexpended	2024-25
Fnd T Acct	Obj Prj Loc Prg Description	Budget	Monthly Activity	FYTD Activity	Amount	Balance - YTD Act	FYTD %
72230	SUPPORT VOCATIONAL EDUCATION -						
=====							
72250	SUPPORT EDUCATION TECHNOLOGY						
141 E 72250 105 000 00000 000	TECHNOLOGY SUPERVISOR	301,907.00	32,107.89	184,479.03	0.00	117,427.97	61.10
141 E 72250 121 000 00000 000	DATA PROCESSING PERSONNEL	165,609.00	19,996.46	105,620.32	0.00	59,988.68	63.78
141 E 72250 138 000 00000 000	INSTRUCTIONAL COMPUTER PERSONN	75,228.00	6,227.42	31,137.10	0.00	44,090.90	41.39
141 E 72250 161 000 00000 000	SECRETARY	0.00	0.00	0.00	0.00	0.00	0.00
141 E 72250 189 000 00000 000	OTHER SALARIES & WAGES	405,121.00	43,797.97	240,464.74	0.00	164,656.26	59.36
141 E 72250 201 000 00000 000	SOCIAL SECURITY	58,768.00	6,139.99	33,916.75	0.00	24,851.25	57.71
141 E 72250 204 000 00000 000	STATE RETIREMENT	118,483.00	12,768.96	70,218.08	0.00	48,264.92	59.26
141 E 72250 206 000 00000 000	LIFE INSURANCE	500.00	47.90	239.50	0.00	260.50	47.90
141 E 72250 207 000 00000 000	MEDICAL INSURANCE	120,417.00	13,905.20	66,126.00	0.00	54,291.00	54.91
141 E 72250 212 000 00000 000	EMPLOYER MEDICARE	13,744.00	1,435.98	7,932.07	0.00	5,811.93	57.71
141 E 72250 299 000 00000 000	OTHER FRINGE BENEFITS	0.00	0.00	0.00	0.00	0.00	0.00
141 E 72250 350 000 00000 000	INTERNET CONNECTIVITY FEE	145,000.00	6,626.00	52,938.00	0.00	92,062.00	36.51
141 E 72250 355 000 00000 000	TRAVEL	7,000.00	2,364.84	5,882.33	0.00	1,117.67	84.03
141 E 72250 399 000 00000 000	OTHER CONTRACTED SERVICES	550,000.00	37,105.05	500,115.04	0.00	49,884.96	90.93
141 E 72250 499 000 00000 000	OTHER SUPPLIES & MATERIALS	553,367.00	28,611.93	318,732.42	0.00	234,634.58	57.60
141 E 72250 524 440 00000 000	IN-SERVICE/STAFF DEVELOPMENT	0.00	0.00	0.00	0.00	0.00	0.00
141 E 72250 599 000 00000 000	OTHER CHARGES	0.00	0.00	0.00	0.00	0.00	0.00
141 E 72250 --- --- --- ---		2,515,144.00	211,135.59	1,617,801.38	0.00	897,342.62	64.32
=====							
72310	BOARD OF EDUCATION SERVICES						
141 E 72310 191 000 00000 000	BOARD AND COMMITTEE MEMBERS FE	45,300.00	3,475.00	24,325.00	0.00	20,975.00	53.70
141 E 72310 201 000 00000 000	SOCIAL SECURITY	2,809.00	154.33	1,208.93	0.00	1,600.07	43.04
141 E 72310 204 000 00000 000	STATE RETIREMENT	5,663.00	434.42	2,947.18	0.00	2,715.82	52.04
141 E 72310 207 000 00000 000	MEDICAL INSURANCE	62,366.00	4,507.20	21,537.60	0.00	40,828.40	34.53
141 E 72310 212 000 00000 000	EMPLOYER MEDICARE	657.00	36.10	293.70	0.00	363.30	44.70
141 E 72310 305 000 00000 000	AUDIT SERVICES	60,000.00	0.00	86,895.00	0.00	-26,895.00	144.83
141 E 72310 320 000 00000 000	DUES AND MEMBERSHIPS	33,669.00	1,260.00	1,260.00	0.00	32,409.00	3.74
141 E 72310 331 000 00000 000	LEGAL SERVICES	54,000.00	4,500.00	31,500.00	0.00	22,500.00	58.33
141 E 72310 355 000 00000 000	TRAVEL	23,000.00	570.00	19,897.88	0.00	3,102.12	86.51

Fnd T Acct	Obj Prj Loc	Prg Description	2024-25 Budget	January 2024-25 Monthly Activity	2024-25 FYTD Activity	Encumbered Amount	Unexpended Balance - YTD Act	2024-25 FYTD %
72520		HUMAN RESOURCES						
141 E 72520	105 000 000000	000 DIRECTOR	149,119.00	19,936.11	121,224.67	0.00	27,894.33	81.29
141 E 72520	188 000 000000	000 BONUS	0.00	0.00	0.00	0.00	0.00	0.00
141 E 72520	189 000 000000	000 OTHER SALARIES AND WAGES	97,926.00	11,392.77	60,761.44	0.00	37,164.56	62.05
141 E 72520	201 000 000000	000 SOCIAL SECURITY	15,317.00	1,786.31	10,607.25	0.00	4,709.75	69.25
141 E 72520	204 000 000000	000 STATE RETIREMENT	21,725.00	3,367.24	18,906.18	0.00	2,818.82	87.02
141 E 72520	206 000 000000	000 LIFE INSURANCE	200.00	0.00	0.00	0.00	200.00	0.00
141 E 72520	207 000 000000	000 MEDICAL INSURANCE	56,399.00	6,100.80	26,534.40	0.00	29,864.60	47.05
141 E 72520	212 000 000000	000 MEDICARE	3,582.00	417.78	2,480.80	0.00	1,101.20	69.26
141 E 72520	355 000 000000	000 BOARD TRAVEL	2,000.00	0.00	0.00	0.00	2,000.00	0.00
141 E 72520	399 000 000000	000 OTHER CONTRACTED SERVICE	0.00	299.00	299.00	0.00	-299.00	0.00
141 E 72520	499 000 000000	000 OTHER SUPPLIES AND MATERIALS	1,000.00	1,792.32	1,842.32	0.00	-842.32	184.23
141 E 72520	--- --- ---		347,268.00	45,092.33	242,656.06	0.00	104,611.94	69.88
			=====	=====	=====	=====	=====	=====
72610		OPERATION OF PLANT						
141 E 72610	166 000 000000	000 CUSTODIAL PERSONNEL	1,126,799.00	115,904.47	626,508.44	0.00	500,290.56	55.60
141 E 72610	189 000 000000	000 OTHER SALARIES & WAGES	307,039.00	40,781.02	232,479.74	0.00	74,559.26	75.72
141 E 72610	201 000 000000	000 SOCIAL SECURITY	88,898.00	9,332.41	51,447.55	0.00	37,450.45	57.87
141 E 72610	204 000 000000	000 STATE RETIREMENT	179,230.00	18,159.86	96,899.93	0.00	82,330.07	54.06
141 E 72610	206 000 000000	000 LIFE INSURANCE	700.00	69.50	347.50	0.00	352.50	49.64
141 E 72610	207 000 000000	000 MEDICAL INSURANCE	271,465.00	30,483.60	148,544.40	0.00	122,920.60	54.72
141 E 72610	212 000 000000	000 EMPLOYER MEDICARE	20,791.00	2,182.61	12,032.18	0.00	8,758.82	57.87
141 E 72610	328 000 000000	000 JANITORIAL SERVICES	1,722,026.00	0.00	0.00	0.00	1,722,026.00	0.00
141 E 72610	328 000 00002	000 JANITORIAL SERVICES-ASBURY	0.00	0.00	0.00	0.00	0.00	0.00
141 E 72610	328 000 00003	000 JANITORIAL SERVICES-MIDWAY	0.00	0.00	0.00	0.00	0.00	0.00
141 E 72610	328 000 00004	000 JANITORIAL SERVICES-BCES	0.00	17,132.03	119,924.21	0.00	-119,924.21	0.00
141 E 72610	328 000 00005	000 JANITORIAL SERVICES-BCMS	0.00	0.00	0.00	0.00	0.00	0.00
141 E 72610	328 000 00006	000 JANITORIAL SERVICES-GVES	0.00	11,155.74	78,090.18	0.00	-78,090.18	0.00
141 E 72610	328 000 00007	000 JANITORIAL SERVICES-FBES	0.00	6,374.71	44,622.97	0.00	-44,622.97	0.00
141 E 72610	328 000 00008	000 JANITORIAL SERVICES-GES	0.00	10,358.90	72,512.30	0.00	-72,512.30	0.00
141 E 72610	328 000 00009	000 JANITORIAL SERVICES-JES	0.00	17,127.29	119,891.03	0.00	-119,891.03	0.00
141 E 72610	328 000 00010	000 JANITORIAL SERVICES-JMS	0.00	0.00	0.00	0.00	0.00	0.00
141 E 72610	328 000 00011	000 JANITORIAL SERVICES-LES	0.00	9,562.06	66,934.42	0.00	-66,934.42	0.00
141 E 72610	328 000 00012	000 JANITORIAL SERVICES-SCES	0.00	7,569.97	52,989.79	0.00	-52,989.79	0.00
141 E 72610	328 000 00013	000 JANITORIAL SERVICES-SSES	0.00	7,968.39	55,778.73	0.00	-55,778.73	0.00

Fnd T	Acct	Obj	Prj	Loc	Prg	Account Level Description	2024-25 Budget	January 2024-25 Monthly Activity	2024-25 FYTD Activity	Encumbered Amount	Unexpended Balance - YTD Act	2024-25 FYTD %
72610						OPERATION OF PLANT						
141 E	72610	328	000	00014	000	JANITORIAL SERVICES-WVES	0.00	7,569.97	52,989.79	0.00	-52,989.79	0.00
141 E	72610	328	000	00015	000	JANITORIAL SERVICES-DBHS	0.00	18,327.29	128,291.03	0.00	-128,291.03	0.00
141 E	72610	328	000	00016	000	JANITORIAL SERVICES-DCHS	0.00	18,327.29	128,291.03	0.00	-128,291.03	0.00
141 E	72610	328	000	00025	000	JANITORIAL SERVICES-RVES	0.00	11,155.74	78,090.18	0.00	-78,090.18	0.00
141 E	72610	359	000	00000	000	DISPOSAL FEES	124,000.00	8,828.78	71,775.53	0.00	52,224.47	57.88
141 E	72610	359	000	00002	000	DISPOSAL FEES ASBURY	0.00	0.00	0.00	0.00	0.00	0.00
141 E	72610	359	000	00003	000	DISPOSAL FEES MIDWAY	0.00	0.00	0.00	0.00	0.00	0.00
141 E	72610	359	000	00004	000	DISPOSAL FEES BCES	0.00	0.00	0.00	0.00	0.00	0.00
141 E	72610	359	000	00005	000	DISPOSAL FEES OLD BCMS	0.00	0.00	0.00	0.00	0.00	0.00
141 E	72610	359	000	00006	000	DISPOSAL FEES GVES	0.00	833.82	4,382.59	0.00	-4,382.59	0.00
141 E	72610	359	000	00007	000	DISPOSAL FEES FBES	0.00	1,598.50	2,274.06	0.00	-2,274.06	0.00
141 E	72610	359	000	00008	000	DISPOSAL FEES GES	0.00	0.00	150.00	0.00	-150.00	0.00
141 E	72610	359	000	00009	000	DISPOSAL FEES JES	0.00	720.00	5,040.00	0.00	-5,040.00	0.00
141 E	72610	359	000	00010	000	DISPOSAL FEES JMS	0.00	0.00	0.00	0.00	0.00	0.00
141 E	72610	359	000	00011	000	DISPOSAL FEES LES	0.00	0.00	0.00	0.00	0.00	0.00
141 E	72610	359	000	00012	000	DISPOSAL FEES SCES	0.00	150.00	150.00	0.00	-150.00	0.00
141 E	72610	359	000	00013	000	DISPOSAL FEES SSES	0.00	450.00	450.00	0.00	-450.00	0.00
141 E	72610	359	000	00014	000	DISPOSAL FEES WVES	0.00	0.00	0.00	0.00	0.00	0.00
141 E	72610	359	000	00015	000	DISPOSAL FEES DBHS	0.00	1,245.50	12,082.09	0.00	-12,082.09	0.00
141 E	72610	359	000	00016	000	DISPOSAL FEES DCHS	0.00	1,399.50	10,460.22	0.00	-10,460.22	0.00
141 E	72610	359	000	00025	000	DISPOSAL FEES RVES	0.00	675.00	675.00	0.00	-675.00	0.00
141 E	72610	399	000	00000	000	OTHER CONTRACTED SERVICES	149,000.00	335.50	13,810.56	0.00	135,189.44	9.27
141 E	72610	399	000	00002	000	OTHER CONTRACTED SERV. ASBURY	0.00	0.00	538.28	0.00	-538.28	0.00
141 E	72610	399	000	00003	000	OTHER CONTRACTED SERV MIDWAY	0.00	100.00	950.00	0.00	-950.00	0.00
141 E	72610	399	000	00004	000	OTHER CONTRACTED SERVICE BCES	0.00	810.00	6,451.00	0.00	-6,451.00	0.00
141 E	72610	399	000	00005	000	OTHER CONTRACTED SERVICE BCM	0.00	0.00	0.00	0.00	0.00	0.00
141 E	72610	399	000	00006	000	OTHER CONTRACTED SERVICE GVES	0.00	696.01	2,624.06	0.00	-2,624.06	0.00
141 E	72610	399	000	00007	000	OTHER CONTRACTED SERVICE FBES	0.00	1,445.00	5,555.00	0.00	-5,555.00	0.00
141 E	72610	399	000	00008	000	OTHER CONTRACTED SERVICE GES	0.00	450.00	1,012.00	0.00	-1,012.00	0.00
141 E	72610	399	000	00009	000	OTHER CONTRACTED SERVICE JES	0.00	1,334.98	2,554.98	0.00	-2,554.98	0.00
141 E	72610	399	000	00010	000	OTHER CONTRACTED SERVICE JMS	0.00	55.00	55.00	0.00	-55.00	0.00
141 E	72610	399	000	00011	000	OTHER CONTRACTED SERVICE LES	0.00	1,280.00	7,335.00	0.00	-7,335.00	0.00
141 E	72610	399	000	00012	000	OTHER CONTRACTED SERVICE SCES	0.00	0.00	3,598.00	0.00	-3,598.00	0.00
141 E	72610	399	000	00013	000	OTHER CONTRACTED SERVICE SSES	0.00	1,000.00	5,010.00	0.00	-5,010.00	0.00
141 E	72610	399	000	00014	000	OTHER CONTRACTED SERVICE WVES	0.00	21.01	3,217.27	0.00	-3,217.27	0.00
141 E	72610	399	000	00015	000	OTHER CONTRACTED SERVICE DBHS	0.00	450.00	6,837.08	0.00	-6,837.08	0.00
141 E	72610	399	000	00016	000	OTHER CONTRACTED SERVICE DCHS	0.00	1,932.62	27,412.45	0.00	-27,412.45	0.00
141 E	72610	399	000	00025	000	OTHER CONTRACTED SERVICE RVES	0.00	60.00	1,897.00	0.00	-1,897.00	0.00

Fnd T	Acct	Obj	Prj	Loc	Prg	Account Level Description	2024-25 Budget	January 2024-25 Monthly Activity	2024-25 FYTD Activity	Encumbered Amount	Unexpended Balance - YTD Act	2024-25 FYTD %
72610						OPERATION OF PLANT						
141 E	72610	410	000	00000	000	CUSTODIAL SUPPLIES	136,500.00	218.66	-21,708.44	0.00	158,208.44	-15.90
141 E	72610	410	000	00002	000	CUSTODIAL SUPPLIES-ASBURY	0.00	0.00	987.87	0.00	-987.87	0.00
141 E	72610	410	000	00003	000	CUSTODIAL SUPPLIES-MIDWAY	0.00	0.00	620.37	0.00	-620.37	0.00
141 E	72610	410	000	00004	000	CUSTODIAL SUPPLIES-BCES	0.00	1,999.05	10,801.70	0.00	-10,801.70	0.00
141 E	72610	410	000	00005	000	CUSTODIAL SUPPLIES-BCMS	0.00	0.00	0.00	0.00	0.00	0.00
141 E	72610	410	000	00006	000	CUSTODIAL SUPPLIES-GVES	0.00	838.62	5,780.47	0.00	-5,780.47	0.00
141 E	72610	410	000	00007	000	CUSTODIAL SUPPLIES-FBES	0.00	1,840.86	3,497.32	0.00	-3,497.32	0.00
141 E	72610	410	000	00008	000	CUSTODIAL SUPPLIES-GES	0.00	2,548.04	6,997.22	0.00	-6,997.22	0.00
141 E	72610	410	000	00009	000	CUSTODIAL SUPPLIES-JES	0.00	1,003.48	5,671.52	0.00	-5,671.52	0.00
141 E	72610	410	000	00010	000	CUSTODIAL SUPPLIES-JMS	0.00	0.00	0.00	0.00	0.00	0.00
141 E	72610	410	000	00011	000	CUSTODIAL SUPPLIES-LES	0.00	1,148.48	8,646.63	0.00	-8,646.63	0.00
141 E	72610	410	000	00012	000	CUSTODIAL SUPPLIES-SCES	0.00	0.00	2,159.29	0.00	-2,159.29	0.00
141 E	72610	410	000	00013	000	CUSTODIAL SUPPLIES-SSES	0.00	0.00	3,252.85	0.00	-3,252.85	0.00
141 E	72610	410	000	00014	000	CUSTODIAL SUPPLIES-WVES	0.00	0.00	3,808.87	0.00	-3,808.87	0.00
141 E	72610	410	000	00015	000	CUSTODIAL SUPPLIES-DBHS	0.00	0.00	6,495.74	0.00	-6,495.74	0.00
141 E	72610	410	000	00016	000	CUSTODIAL SUPPLIES-DCHS	0.00	1,501.29	8,088.91	0.00	-8,088.91	0.00
141 E	72610	410	000	00025	000	CUSTODIAL SUPPLIES-RVES	0.00	1,864.43	7,084.33	0.00	-7,084.33	0.00
141 E	72610	415	000	00000	000	ELECTRICITY	1,775,654.00	8,654.10	58,564.67	0.00	1,717,089.33	3.30
141 E	72610	415	000	00002	000	ELECTRICITY-ASBURY	0.00	3,867.74	12,941.02	0.00	-12,941.02	0.00
141 E	72610	415	000	00003	000	ELECTRICITY-MIDWAY	0.00	3,325.42	10,361.49	0.00	-10,361.49	0.00
141 E	72610	415	000	00004	000	ELECTRICITY-BCES	0.00	13,634.83	102,394.38	0.00	-102,394.38	0.00
141 E	72610	415	000	00005	000	ELECTRICITY-BCMS	0.00	0.00	0.00	0.00	0.00	0.00
141 E	72610	415	000	00006	000	ELECTRICITY-GVES	0.00	13,613.57	89,547.52	0.00	-89,547.52	0.00
141 E	72610	415	000	00007	000	ELECTRICITY-FBES	0.00	5,163.56	29,112.35	0.00	-29,112.35	0.00
141 E	72610	415	000	00008	000	ELECTRICITY-GES	0.00	8,114.15	53,062.23	0.00	-53,062.23	0.00
141 E	72610	415	000	00009	000	ELECTRICITY-JES	0.00	8,516.46	86,848.49	0.00	-86,848.49	0.00
141 E	72610	415	000	00010	000	ELECTRICITY-JMS	0.00	3,955.36	24,290.77	0.00	-24,290.77	0.00
141 E	72610	415	000	00011	000	ELECTRICITY-LES	0.00	10,879.74	73,713.47	0.00	-73,713.47	0.00
141 E	72610	415	000	00012	000	ELECTRICITY-SCES	0.00	6,236.20	37,879.65	0.00	-37,879.65	0.00
141 E	72610	415	000	00013	000	ELECTRICITY-SSES	0.00	8,761.82	53,380.49	0.00	-53,380.49	0.00
141 E	72610	415	000	00014	000	ELECTRICITY-WVES	0.00	12,646.82	50,864.65	0.00	-50,864.65	0.00
141 E	72610	415	000	00015	000	ELECTRICITY-DBHS	0.00	28,124.20	173,658.26	0.00	-173,658.26	0.00
141 E	72610	415	000	00016	000	ELECTRICITY-DCHS	0.00	32,357.11	170,599.54	0.00	-170,599.54	0.00
141 E	72610	415	000	00025	000	ELECTRICITY-RVES	0.00	15,764.70	89,959.44	0.00	-89,959.44	0.00
141 E	72610	434	000	00000	000	NATURAL GAS	202,300.00	17,277.45	44,678.51	0.00	157,621.49	22.09
141 E	72610	434	000	00002	000	NATURAL GAS-ASBURY	0.00	0.00	0.00	0.00	0.00	0.00
141 E	72610	434	000	00003	000	NATURAL GAS-MIDWAY	0.00	0.00	0.00	0.00	0.00	0.00
141 E	72610	434	000	00004	000	NATURAL GAS-BCES	0.00	3,778.58	6,464.93	0.00	-6,464.93	0.00

Fnd T Acct	Obj Prj Loc	Prg Description	2024-25 Budget	January 2024-25 Monthly Activity	2024-25 FYTD Activity	Encumbered Amount	Unexpended Balance - YTD Act	2024-25 FYTD %
72620		MAINTENANCE OF PLANT						
141 E 72620 499 000 00014 000		OTHER SUPPLIES & MAT. WVES	0.00	0.00	0.00	0.00	0.00	0.00
141 E 72620 499 000 00015 000		OTHER SUPPLIES & MAT. DBHS	0.00	0.00	0.00	0.00	0.00	0.00
141 E 72620 499 000 00016 000		OTHER SUPPLIES & MAT. DCHS	0.00	0.00	0.00	0.00	0.00	0.00
141 E 72620 499 000 00025 000		OTHER SUPPLIES & MAT. RVES	0.00	0.00	0.00	0.00	0.00	0.00
141 E 72620 599 000 00000 000		OTHER CHARGES	27,300.00	6,082.25	36,910.09	0.00	-9,610.09	135.20
141 E 72620 701 000 00000 000		ADMINISTRATION EQUIPMENT	0.00	0.00	0.00	0.00	0.00	0.00
141 E 72620 701 000 00000 004		PUBLIC SCHOOL SECURITY GRANT	0.00	0.00	0.00	0.00	0.00	0.00
141 E 72620 --- --- --- ---			2,353,286.00	250,101.83	1,545,048.54	0.00	808,237.46	65.65
			=====	=====	=====	=====	=====	=====
72710		STUDENT TRANSPORTATION						
141 E 72710 105 000 00000 000		SUPERVISOR/DIRECTOR	142,128.00	16,399.17	87,462.24	0.00	54,665.76	61.54
141 E 72710 142 000 00000 000		MECHANIC(S)	307,127.00	28,160.15	144,709.94	0.00	162,417.06	47.12
141 E 72710 146 000 00000 000		BUS DRIVERS	1,572,926.00	139,778.58	715,776.25	0.00	857,149.75	45.51
141 E 72710 146 000 00000 002		CTE ISM GRANT	0.00	170.00	212.50	0.00	-212.50	0.00
141 E 72710 189 000 00000 000		OTHER PERSONEL	47,050.00	5,457.60	30,130.50	0.00	16,919.50	64.04
141 E 72710 201 000 00000 000		SOCIAL SECURITY	128,292.00	10,752.40	57,511.26	0.00	70,780.74	44.83
141 E 72710 201 000 00000 002		SS-ISM GRANT	0.00	10.54	13.18	0.00	-13.18	0.00
141 E 72710 204 000 00000 000		STATE RETIREMENT	252,773.00	21,466.44	115,996.32	0.00	136,776.68	45.89
141 E 72710 204 000 00000 002		STATE RETIREMENT ISM	0.00	0.00	0.00	0.00	0.00	0.00
141 E 72710 206 000 00000 000		LIFE INSURANCE	1,550.00	151.70	758.50	0.00	791.50	48.94
141 E 72710 207 000 00000 000		MEDICAL INSURANCE	512,488.00	50,597.00	232,158.00	0.00	280,330.00	45.30
141 E 72710 212 000 00000 000		EMPLOYER MEDICARE	29,322.00	2,580.79	13,789.24	0.00	15,532.76	47.03
141 E 72710 212 000 00000 002		MEDICARE -ISM	0.00	2.46	3.08	0.00	-3.08	0.00
141 E 72710 307 000 00000 000		COMMUNICATION	750.00	20.71	144.30	0.00	605.70	19.24
141 E 72710 330 000 00000 000		OPERATING LEASE PAYMENTS	33,400.00	1,156.30	8,094.10	0.00	25,305.90	24.23
141 E 72710 338 000 00000 000		MAINTENANCE & REPAIR	0.00	0.00	0.00	0.00	0.00	0.00
141 E 72710 399 000 00000 000		OTHER CONTRACTED SERVICES	5,000.00	0.00	650.00	0.00	4,350.00	13.00
141 E 72710 412 000 00000 000		DIESEL FUEL	333,000.00	18,114.83	129,023.13	0.00	203,976.87	38.75
141 E 72710 412 000 00000 002		CTE ISM GRANT	0.00	0.00	0.00	0.00	0.00	0.00
141 E 72710 424 000 00000 000		GARAGE SUPPLIES	30,000.00	1,219.41	6,717.54	0.00	23,282.46	22.39
141 E 72710 425 000 00000 000		GASOLINE	167,000.00	10,254.14	103,615.77	0.00	63,384.23	62.05
141 E 72710 425 000 00000 002		CTE ISM GRANT	0.00	0.00	0.00	0.00	0.00	0.00
141 E 72710 450 000 00000 000		TIRES AND TUBES	60,000.00	2,245.05	17,461.21	0.00	42,538.79	29.10
141 E 72710 453 000 00000 000		VEHICLE PARTS	160,000.00	14,538.41	74,344.42	0.00	85,655.58	46.47

Account Level						2024-25	January 2024-25	2024-25	Encumbered	Unexpended	2024-25
Fnd T Acct	Obj Prj Loc	Prg	Description	Budget	Monthly Activity	FYTD Activity	Amount	Balance - YTD Act	FYTD %		
73100 FOOD SERVICE											
141 E 73100	212 000	00000 000	EMPLOYER MEDICARE	0.00	0.00	0.00	0.00	0.00	0.00		
141 E 73100	299 000	00000 000	OTHER FRINGE BENEFITS	0.00	0.00	0.00	0.00	0.00	0.00		
141 E 73100	---	---	-----	0.00	0.00	0.00	0.00	0.00	0.00		
73300 COMMUNITY SERVICES											
141 E 73300	105 000	00000 000	SUPERVISOR/DIRECTOR	64,208.00	8,862.26	48,671.22	0.00	15,536.78	75.80		
141 E 73300	116 000	00000 000	TEACHERS	0.00	2,277.00	13,942.50	0.00	-13,942.50	0.00		
141 E 73300	161 000	00000 000	SECRETARY(S)	0.00	0.00	0.00	0.00	0.00	0.00		
141 E 73300	162 000	00000 000	SECRETARY	39,208.00	5,118.27	27,338.80	0.00	11,869.20	69.73		
141 E 73300	163 000	00000 000	EDUCATIONAL ASSISTANTS	0.00	70.00	300.00	0.00	-300.00	0.00		
141 E 73300	169 000	00000 000	PART-TIME PERSONNEL	0.00	0.00	0.00	0.00	0.00	0.00		
141 E 73300	189 000	00000 000	OTHER SALARIES & WAGES	395,817.00	29,375.42	223,793.17	0.00	172,023.83	56.54		
141 E 73300	189 000	00100 000	BCES CHILDCARE ANNEX SALARIES	0.00	0.00	0.00	0.00	0.00	0.00		
141 E 73300	201 000	00000 000	SOCIAL SECURITY	30,952.00	2,728.85	18,989.13	0.00	11,962.87	61.35		
141 E 73300	201 000	00100 000		0.00	0.00	0.00	0.00	0.00	0.00		
141 E 73300	204 000	00000 000	STATE RETIREMENT	62,404.00	2,800.95	18,070.77	0.00	44,333.23	28.96		
141 E 73300	207 000	00000 000	MEDICAL INSURANCE	26,030.00	2,511.53	12,037.51	0.00	13,992.49	46.24		
141 E 73300	212 000	00000 000	EMPLOYER MEDICARE	7,239.00	638.20	4,441.00	0.00	2,798.00	61.35		
141 E 73300	212 000	00100 000		0.00	0.00	0.00	0.00	0.00	0.00		
141 E 73300	355 000	00000 000	TRAVEL	2,000.00	107.87	987.58	0.00	1,012.42	49.38		
141 E 73300	422 000	00000 000	FOOD SUPPLIES	30,000.00	0.00	0.00	0.00	30,000.00	0.00		
141 E 73300	429 000	00000 100	OTHER SUPPLIES & MAT_LOT GRANT	0.00	123.24	2,207.85	0.00	-2,207.85	0.00		
141 E 73300	499 000	00000 000	OTHER SUPPLIES AND MATERIALS	20,000.00	3,106.12	8,099.78	0.00	11,900.22	40.50		
141 E 73300	524 000	00000 100	IN-SERVICE/STAFF DEV. - LOT GR	0.00	0.00	117.92	0.00	-117.92	0.00		
141 E 73300	599 000	00000 000	OTHER CHARGES	13,000.00	46.28	812.52	0.00	12,187.48	6.25		
141 E 73300	599 000	00000 100	OTHER CHARGES_LOT GRANT	0.00	0.00	0.00	0.00	0.00	0.00		
141 E 73300	---	---	-----	690,858.00	57,765.99	379,809.75	0.00	311,048.25	54.98		

Fnd T Acct	Obj Prj Loc	Prg	Account Level Description	2024-25 Budget	January 2024-25 Monthly Activity	2024-25 FYTD Activity	Encumbered Amount	Unexpended Balance - YTD Act	2024-25 FYTD %
73400			EARLY CHILDHOOD EDUCATION						
141 E 73400	116 000	00000 000	TEACHERS	248,948.00	26,509.69	132,198.41	0.00	116,749.59	53.10
141 E 73400	163 000	00000 000	EDUCATIONAL ASSISTANTS	91,558.00	13,522.19	60,002.68	0.00	31,555.32	65.54
141 E 73400	201 000	00000 000	SOCIAL SECURITY	21,111.00	2,270.17	10,983.69	0.00	10,127.31	52.03
141 E 73400	204 000	00000 000	STATE RETIREMENT	27,278.00	2,864.87	14,810.81	0.00	12,467.19	54.30
141 E 73400	207 000	00000 000	MEDICAL INSURANCE	60,321.00	9,289.20	43,414.00	0.00	16,907.00	71.97
141 E 73400	212 000	00000 000	EMPLOYER MEDICARE	4,937.00	530.93	2,568.77	0.00	2,368.23	52.03
141 E 73400	336 000	00000 000	MAINTENANCE & REPAIR SERVICES	2,400.00	0.00	0.00	0.00	2,400.00	0.00
141 E 73400	355 000	00000 000	TRAVEL	0.00	0.00	0.00	0.00	0.00	0.00
141 E 73400	429 000	00000 000	INSTRUCTIONAL SUPPLIES / NISWO	1,100.00	0.00	3,837.25	0.00	-2,737.25	348.84
141 E 73400	499 000	00000 000	OTHER SUPPLIES AND MATERIALS	8,200.00	0.00	193.80	0.00	8,006.20	2.36
141 E 73400	524 000	00000 000	IN SERVICE / STAFF DEVELOPMENT	4,000.00	0.00	170.45	0.00	3,829.55	4.26
141 E 73400	599 000	00000 000	OTHER CHARGES	57,000.00	0.00	208.00	0.00	56,792.00	0.36
141 E 73400	722 000	00000 000	REGULAR INSTRUCTION EQUIPMENT	13,000.00	0.00	0.00	0.00	13,000.00	0.00
141 E 73400	---	---	-----	539,853.00	54,987.05	268,387.86	0.00	271,465.14	49.71
=====									
73901			COVID-19 EXP. NON-INSTRUCTION						
141 E 73901	499 000	00000 000	OTHER CHARGES AND MATERIALS	0.00	0.00	0.00	0.00	0.00	0.00
141 E 73901	---	---	-----	0.00	0.00	0.00	0.00	0.00	0.00
=====									
76100			REGULAR CAPITAL OUTLAY						
141 E 76100	304 000	00000 000	ARCHITECTS	0.00	0.00	0.00	0.00	0.00	0.00
141 E 76100	304 001	00000 000	ARCHITECTS / BCE-JE GYM FLOORS	0.00	0.00	0.00	0.00	0.00	0.00
141 E 76100	308 000	00000 000	CONSULTANTS	0.00	0.00	0.00	0.00	0.00	0.00
141 E 76100	399 000	00000 002	CTE ISM GRANT	0.00	0.00	8,100.00	0.00	-8,100.00	0.00
141 E 76100	707 000	00000 000	BUILDING IMPROVEMENTS	100,000.00	0.00	41,965.00	0.00	58,035.00	41.97
141 E 76100	707 000	00000 002	CTE ISM GRANT	0.00	71,257.23	441,139.73	0.00	-441,139.73	0.00
141 E 76100	715 000	00000 000	LAND	0.00	0.00	0.00	0.00	0.00	0.00
141 E 76100	724 000	00000 000	SITE DEVELOPMENT	0.00	0.00	0.00	0.00	0.00	0.00
141 E 76100	790 000	00000 000	OTHER EQUIPMENT	0.00	0.00	0.00	0.00	0.00	0.00
141 E 76100	799 000	00000 000	OTHER CAPITAL OUTLAY	4,887,000.00	26,500.61	5,107,447.77	0.00	-220,447.77	104.51

Account Level		2024-25	January 2024-25	2024-25	Encumbered	Unexpended	2024-25
Fnd T Acct	Obj Prj Loc Prg Description	Budget	Monthly Activity	FYTD Activity	Amount	Balance - YTD Act	FYTD %
76100	REGULAR CAPITAL OUTLAY						
141 E 76100	---	4,987,000.00	97,757.84	5,598,652.50	0.00	-611,652.50	112.26
99100	TRANSFERS						
141 E 99100	316 000 000000 000 CONTRIBUTIONS TO DS	0.00	0.00	0.00	0.00	0.00	0.00
141 E 99100	590 000 000000 000 TRANSFERS TO OTHER FUNDS	350,000.00	28,241.00	197,687.00	0.00	152,313.00	56.48
141 E 99100	---	350,000.00	28,241.00	197,687.00	0.00	152,313.00	56.48
141 -	-----	100,714,619.00	8,647,464.16	52,106,057.27	0.00	48,608,561.73	51.74

Number of Accounts: 778

***** End of report *****

Acct	Obj	Prj	Loc	Prg	Description	Amount
A Asset						
11140	000	000	00000	000	CASH WITH TRUSTEE D.	0.00
11140	000	000	99141	141	CASH WITH TRUSTEE	28,184,368.04
11140	000	000	99142	142		0.00
11140	000	001	99141	141		0.00
11140	000	003	99141	141		1,557.08CR
11140	000	100	99141	141		0.00
11140	000	995	99141	141		216.05CR
11300	000	000	00000	000	INVESTMENTS	0.00
11410	000	000	00000	000	ACCOUNTS RECEIVABLE	0.00
11420	000	000	00000	000	Allowance for Doubtful Accts.	0.00
11430	000	000	00000	000	DUE FROM OTHER GOVERNMENTS	3,621,681.48
11430	000	160	00000	000	DUE FROM OTHER GOVERNMENTS	0.00
11440	000	000	00000	000	DUE FROM OTHER FUNDS	58,806.65
11500	000	000	00000	000	PROPERTY TAX RECEIVABLE	14,541,718.00
11510	000	000	00000	000	ALLOWANCE FOR UNCOLL. PROPERTY	218,155.00CR
11600	000	000	00000	000	PRE-PAID ITEMS	0.00
11820	000	000	10000	602	CASH SHORTAGE	0.00
11890	000	000	00000	000	OTHER CURRENT ASSETS	0.00
-----						46,186,646.04
						=====

L Liability						
21100	000	000	00000	000	ACCOUNTS PAYABLE	465,801.16CR
21100	000	001	00000	000		0.00
21100	000	100	00000	000		0.00
21200	000	000	00000	000	ACCRUED PAYROLL	578,770.13CR
21300	000	000	00000	000	PAYROLL ADJUSTMENTS	0.00
21310	000	000	00000	000	INCOME TAX WITHHELD AND UNPAID	2,337.07
21310	000	003	00000	000		189.92CR
21310	000	995	00000	000		1.70CR
21320	000	000	00000	000	SOCIAL SECURITY TAX	854.69
21320	000	003	00000	000		248.00CR
21320	000	995	00000	000		0.00
21325	000	000	00000	000	EMPLOYEE MEDICARE DEDUCTION	185.54
21325	000	003	00000	000		58.00CR
21325	000	995	00000	000		6.50CR
21330	000	000	00000	000	RETIREMENT CONTRIBUTIONS	713,232.33CR
21330	000	003	00000	000		227.20CR
21330	000	995	00000	000		0.00
21331	000	000	00000	000	HYBRID EMPLOYER CONTRIBUTION	0.00
21339	000	000	00000	000	STATE DENTAL PLAN	2,508.73
21340	000	000	00000	000	MEDICAL INSURANCE CONTRIBUTION	884,153.09CR
21341	000	000	00000	000	COLONIAL LIFE INS PAYABLE	0.00
21342	000	000	00000	000	HARTFORD ROTH	411.36
21342	201	000	00000	000	SOCIAL SECURITY	0.00
21342	204	000	00000	000	STATE RETIREMENT	0.00
21342	207	000	00000	000	MEDICAL INSURANCE	0.00
21342	212	000	00000	000	MEDICARE	0.00
21343	000	000	00000	000	AMERICAN FAMILY LIFE PAYABLE	649.25
21344	000	000	00000	000	HORACE MANN LIFE INS PAYABLE	209.93CR
21345	000	000	00000	000	CITIZENS SECURITY DENTAL	0.00
21346	000	000	00000	000	WASHINGTON NATIONAL INS CO	0.00

Acct	Obj	Prj	Loc	Prg	Description	Amount
L Liability						
21347	000	000	00000	000	LIBERTY NATIONAL INS PAYABLE	0.00
21348	000	000	00000	000	MEDICAL INSURANCE PAYABLE	11,475.03
21349	000	000	00000	000	UNITED WAY	0.00
21350	000	000	00000	000	NTA LIFE BUSINESS SERVICES	0.00
21351	000	000	00000	000	HORACE MANN ANNUITY PAYABLE	0.00
21352	000	000	00000	000	TRANSAMERICA	0.00
21353	000	000	00000	000	DAVIS VISION	0.00
21354	000	000	00000	000	ONE AMERICA	67.80CR
21355	000	000	00000	000	EDUCATIONAL PLANNING GROUP	0.00
21356	000	000	00000	000	TRUSTMARK	312.89CR
21357	000	000	00000	000	MODERN WOODMEN INS PAYABLE	0.00
21358	000	000	00000	000	HYBRID-TAXED CONTRIBUTION	200.00CR
21359	000	000	00000	000	HYBRID PRETAXED CONTRIBUTION	542.44CR
21360	000	000	00000	000	GARNISHMENTS AND LEVIES	1,926.85
21361	000	000	00000	000	CENTRAL STATES HEALTH & LIFE C	0.00
21362	000	000	00000	000	USABLE LIFE	0.00
21362	201	000	00000	000	SOCIAL SECURITY	0.00
21362	204	000	00000	000	STATE RETIREMENT	0.00
21362	207	000	00000	000	MEDICAL INSURANCE	0.00
21362	212	000	00000	000	MEDICARE	0.00
21363	000	000	00000	000	MISCELLANEOUS DEDUCTIONS	0.00
21364	000	000	00000	000	LEGAL SHIELD	0.00
21365	000	000	00000	000	WAGWORKS	4,277.91
21365	000	440	00000	000	WAGWORKS	0.00
21366	000	000	00000	000	VALU TEACHERS	0.00
21367	000	000	00000	000	LIFE INSURANCE OF ALABAMA	0.00
21370	000	000	00000	000	AIG RETIREMENT (VALIC)	100.00CR
21380	000	000	00000	000	CREDIT UNION DEDUCTIONS	2,140.00
21390	000	000	00000	000	NEA TEA WCEA DUES	0.00
21392	000	000	00000	000	OTHER P/R DED.-MED PUT PLUS	0.00
21500	000	000	00000	000	DUE TO OTHER FUNDS	40,897.82CR
21510	000	000	00000	000	DUE TO PRIMARY GOVERNMENT	0.00
21600	000	000	00000	000	DUE TO GENERAL GOVERNMENT	0.00
21900	000	000	00000	000	DUE TO PTO	0.00
21900	000	003	00000	000		0.00
21900	000	995	00000	000		0.00
29940	000	000	00000	000	DEFERRED CURRENT PROP. TAXES	14,096,440.00CR
29945	000	000	00000	000	DEF. DELINQUENT PROPERTY TAXES	199,744.00CR
-----						16,954,436.48CR
						=====

Q	Equity					Amount
34110	000	000	00000	000	PURCHASE ORDERS PAYABLE	0.00
34111	000	000	00000	000	RESERVE FOR ENCUMBRANCE	0.00
34120	000	000	00000	000	ENCUMBRANCE PRIOR YEAR	0.00
34240	000	000	00000	000	PRE-PAID ITEMS	0.00
34555	000	000	00000	000	RESTRICTED FOR EDUCATION	53,261.81CR
34560	000	000	00000	000	RESTRICTED FOR EDUCATION - CL	0.00
34587	000	000	00000	000	RESTRCT FOR HYBRID RETIR SRT	701,816.00CR
34755	000	000	00000	000	ASSIGNED FOR EDUCATION - NISWO	0.00
34760	000	000	00000	000	ASSIGNED FOR INSTRUCTION - RET	0.00
34765	000	000	00000	000	ASSIGNED FOR SUPPORT SERVICES	11,580,630.00CR

Acct	Obj	Prj	Loc	Prg	Description	Amount
Q					Equity	
34770	000	000	00000	000	ASSIGNED FOR OPERATION NON-INS	0.00
34775	000	000	00000	000	ASSIGNED FOR CAPITAL OUTLAY	0.00
34780	000	000	00000	000	ASSIGNED FOR EDUCATION - CASH	2,725,000.00CR
39000	000	000	00000	000	REV EXP SUMMARY FLOW THROUGH	14,174,068.70CR
39000	000	001	00000	000		0.00
39000	000	003	00000	000		2,280.20
39000	000	100	00000	000		0.00
39000	000	995	00000	000		286.75
39999	000	000	00000	000	UNDESIGNATED FUND BALANCE	0.00
-----						29,232,209.56CR
						=====

Grand Asset Totals	46,186,646.04
Grand Liability Totals	16,954,436.48CR
Grand Equity Totals	29,232,209.56CR
Grand Totals	0.00

Number of Accounts: 105

***** End of report *****

CHECK CHECK

<u>FND</u>	<u>ACCT</u>	<u>OBJ</u>	<u>PRJ</u>	<u>NUMBER</u>	<u>DATE</u>	<u>VENDOR</u>	<u>AMOUNT</u>	
142	71200	429	896	142231221	01/03/2025	FATHER FLANAGAN'S BO	206.75	
142	72220	499	910	142231223	01/03/2025	ODP BUSINESS SOLUTIO	28.92	
142	72220	499	910	142231223	01/03/2025	ODP BUSINESS SOLUTIO	39.39	
142	72220	499	910	142231223	01/03/2025	ODP BUSINESS SOLUTIO	463.20	
142	72130	499	705	142231306	01/09/2025	AMAZON CAPITAL SERVI	19.99	
142	71200	429	898	142231306	01/09/2025	AMAZON CAPITAL SERVI	210.18	
142	71300	471	800	142231307	01/09/2025	CEV MULTIMEDIA LLC	1,833.50	Turnkey Study Packages; DCHS CTE
142	71300	499	800	142231309	01/09/2025	NCCER	11.25	
142	71300	499	801	142231310	01/09/2025	NHA	1,980.00	Med Asst. Online Exam; DBHS CTE
142	72220	524	900	142231368	01/14/2025	BANKCARD	1,949.51	> Conference Expenses; SpEd
142	72220	524	896	142231368	01/14/2025	BANKCARD	2,182.14	
142	72220	524	896	142231369	01/14/2025	DUNCAN, CYNTHIA	175.20	
142	71200	312	900	142231370	01/14/2025	GRACE REHABILITATION	14,460.00	SpEd OT/PT
142	71100	429	100	142231442	01/17/2025	AMAZON CAPITAL SERVI	83.79	
142	71100	429	100	142231442	01/17/2025	AMAZON CAPITAL SERVI	1,940.45	Classroom Supplies; WVS
142	71100	429	100	142231443	01/17/2025	BENCHMARK EDUCATION	570.35	
142	71100	429	100	142231445	01/17/2025	INST FOR MULTI SENSO	659.93	
142	71300	471	800	142231446	01/17/2025	MANCOMM	287.81	
142	72220	524	896	142231447	01/17/2025	NETSESA	900.00	
142	72210	399	951	142231450	01/17/2025	TNTP	18,200.00	> Literacy Implementation Grant; Systemwide
142	72210	399	951	142231450	01/17/2025	TNTP	18,200.00	
142	71300	471	800	142231451	01/23/2025	MANCOMM	287.81	
142	71300	499	800	142231452	01/23/2025	NHA	1,290.00	> ^{CTE} Pharmacy Tech Exams & Materials
142	71300	471	800	142231452	01/23/2025	NHA	4,080.00	
142	71300	730	801	142231453	01/23/2025	SCHOOLS IN	11,823.00	Classroom Equipment; DBHS CTE
142	72220	499	900	142231507	01/24/2025	BANKCARD	360.00	
142	72220	524	898	142231507	01/24/2025	BANKCARD	800.00	
142	72220	524	896	142231507	01/24/2025	BANKCARD	666.98	
142	71200	312	900	142231508	01/24/2025	PRO CARE THERAPY	352.00	
142	71300	730	801	142231509	01/30/2025	AMAZON CAPITAL SERVI	1,519.98	Laptops(2); DBHS CTE
142	71300	429	801	142231509	01/30/2025	AMAZON CAPITAL SERVI	75.80	
142	71300	429	801	142231509	01/30/2025	AMAZON CAPITAL SERVI	7,836.33	Kitchen Utensils & Equipment; DBHS CTE
142	71200	429	898	142231509	01/30/2025	AMAZON CAPITAL SERVI	192.99	
142	72220	790	900	142231509	01/30/2025	AMAZON CAPITAL SERVI	35.94	
142	72220	499	900	142231509	01/30/2025	AMAZON CAPITAL SERVI	16.99	
142	72220	790	900	142231509	01/30/2025	AMAZON CAPITAL SERVI	39.98	
142	71200	429	898	142231509	01/30/2025	AMAZON CAPITAL SERVI	85.49	
142	72220	524	900	142231510	01/30/2025	ARC NETWORK LLC	2,000.00	Conference Registration; SpEd
142	72130	599	800	142231512	01/30/2025	DBHS HEALTH SCIENCE	1,701.00	State Convention Expenses
142	72130	355	800	142231513	01/30/2025	DCHS FFA	72.00	
142	72130	599	800	142231513	01/30/2025	DCHS FFA	1,460.00	State Convention Expenses
142	72130	599	800	142231514	01/30/2025	DCHS HEALTH SCIENCE	852.00	
142	72220	499	900	142231517	01/30/2025	NCS PEARSON INC	140.40	
142	72220	499	900	142231517	01/30/2025	NCS PEARSON INC	449.50	
142	72220	524	896	142231519	01/30/2025	THE MASTER TEACHER	769.25	
Totals for checks							101,309.80	

FUND SUMMARY

<u>FUND</u>	<u>DESCRIPTION</u>	<u>BALANCE SHEET</u>	<u>REVENUE</u>	<u>EXPENSE</u>	<u>TOTAL</u>
142	SCHOOL FEDERAL PROJECTS	0.00	0.00	101,309.80	101,309.80
***	Fund Summary Totals ***	0.00	0.00	101,309.80	101,309.80

***** End of report *****

Fnd T Acct	Obj Prj Loc	Prg	Account Level Description	2024-25 Budget	January 2024-25 Monthly Activity	2024-25 FYTD Activity	Encumbered Amount	Unexpended Balance - YTD Act	2024-25 FYTD %
010	CONSOLIDATED ADMINISTRATION								
142 E 72210 105 010 00001 000	SUPERVISOR/DIRECTOR			53,635.50	0.00	0.00	0.00	53,635.50	0.00
142 E 72210 162 010 00001 000	CLERICAL PERSONNEL			56,826.12	6,556.86	34,969.92	0.00	21,856.20	61.54
142 E 72210 189 010 00000 000	OTHER SALARIES & WAGES			78,996.00	5,984.50	29,922.50	0.00	49,073.50	37.88
142 E 72210 201 010 00000 000				11,746.37	348.15	1,747.39	0.00	9,998.98	14.88
142 E 72210 201 010 00001 000	SOCIAL SECURITY			0.00	406.53	2,168.16	0.00	-2,168.16	0.00
142 E 72210 204 010 00000 000				15,538.63	380.61	1,903.05	0.00	13,635.58	12.25
142 E 72210 204 010 00001 000	STATE RETIREMENT			0.00	819.60	4,371.20	0.00	-4,371.20	0.00
142 E 72210 207 010 00000 000				24,510.24	1,560.00	7,454.40	0.00	17,055.84	30.41
142 E 72210 212 010 00000 000				2,747.14	81.42	408.66	0.00	2,338.48	14.88
142 E 72210 212 010 00001 000	EMPLOYER MEDICARE			0.00	95.07	507.04	0.00	-507.04	0.00
142 E 72210 355 010 00000 000	TRAVEL			10,000.00	0.00	503.84	0.00	9,496.16	5.04
142 E 72210 499 010 00000 000	OTHER SUPPLIES AND MATERIALS			10,000.00	0.00	672.35	0.00	9,327.65	6.72
142 E 72210 524 010 00000 000	IN SERVICE / STAFF DEVELOPMENT			10,000.00	0.00	7,512.99	0.00	2,487.01	75.13
142 E 99100 504 010 00008 000	INDIRECT COST			1,000.00	0.00	0.00	0.00	1,000.00	0.00
010				275,000.00	16,232.74	92,141.50	0.00	182,858.50	33.51

Fnd T Acct	Obj Prj Loc	Prg	Account Level Description	2024-25 Budget	January 2024-25 Monthly Activity	2024-25 FYTD Activity	Encumbered Amount	Unexpended Balance - YTD Act	2024-25 FYTD %
100			TITLE I						
142 E 71100	116 100	00000 000	TEACHERS	871,837.68	72,568.19	363,180.95	0.00	508,656.73	41.66
142 E 71100	163 100	00000 000	EDUCATIONAL ASSISTANTS	46,040.40	4,128.86	23,235.60	0.00	22,804.80	50.47
142 E 71100	189 100	00000 000	OTHER SALARIES & WAGES	0.00	0.00	0.00	0.00	0.00	0.00
142 E 71100	201 100	00000 000	SOCIAL SECURITY	56,908.44	4,378.62	22,281.98	0.00	34,626.46	39.15
142 E 71100	204 100	00000 000	STATE RETIREMENT	64,133.54	5,145.51	26,147.35	0.00	37,986.19	40.77
142 E 71100	207 100	00000 000	MEDICAL INSURANCE	216,712.00	20,654.80	99,723.60	0.00	116,988.40	46.02
142 E 71100	212 100	00000 000	EMPLOYER MEDICARE	13,309.23	1,024.02	5,211.07	0.00	8,098.16	39.15
142 E 71100	429 100	00000 000	INSTRUCTIONAL SUPPLIES & MATER	21,661.97	3,254.52	5,981.31	0.00	15,680.66	27.61
142 E 72130	189 100	00000 000	OTHER SALARIES & WAGES	9,000.00	4,422.00	4,422.00	0.00	4,578.00	49.13
142 E 72130	201 100	00000 000	SOCIAL SECURITY	558.00	253.55	253.55	0.00	304.45	45.44
142 E 72130	204 100	00000 000	STATE RETIREMENT	810.00	294.29	294.29	0.00	515.71	36.33
142 E 72130	212 100	00000 000	EMPLOYER MEDICARE	130.50	59.31	59.31	0.00	71.19	45.45
142 E 72130	499 100	00000 000	OTHER SUPPLIES AND MATERIALS	18,012.98	0.00	4,092.42	0.00	13,920.56	22.72
142 E 72130	599 100	00000 000	OTHER CHARGES	5,000.00	0.00	0.00	0.00	5,000.00	0.00
142 E 72210	189 100	00000 000	OTHER SALARIES & WAGES	16,550.72	1,207.50	5,617.50	0.00	10,933.22	33.94
142 E 72210	201 100	00000 000	SOCIAL SECURITY	409.20	0.00	0.00	0.00	409.20	0.00
142 E 72210	204 100	00000 000	STATE RETIREMENT	594.00	0.00	0.00	0.00	594.00	0.00
142 E 72210	212 100	00000 000	EMPLOYER MEDICARE	95.70	17.51	81.46	0.00	14.24	85.12
142 E 72210	524 100	00000 000	IN SERVICE / STAFF DEVELOPMENT	8,142.38	0.00	1,490.00	0.00	6,652.38	18.30
142 E 72210	599 100	00000 000	OTHER CHARGES	131,853.06	0.00	0.00	0.00	131,853.06	0.00
142 E 99100	504 100	00008 000	INDIRECT COST	5,000.00	0.00	0.00	0.00	5,000.00	0.00
	100			1,486,759.80	117,408.68	562,072.39	0.00	924,687.41	37.81

Fnd T Acct	Obj Prj Loc	Prg	Account Level Description	2024-25 Budget	January 2024-25 Monthly Activity	2024-25 FYTD Activity	Encumbered Amount	Unexpended Balance - YTD Act	2024-25 FYTD %
160			TITLE I-D						
142 E 71100 429 160 00000 000			INSTRUCTIONAL SUPPLIES & MATER	30,459.26	0.00	9,018.00	0.00	21,441.26	29.61
142 E 71100 499 160 00000 000			OTHER SUPPLIES AND MATERIALS	20,890.78	0.00	20,890.78	0.00	0.00	100.00
142 E 71100 599 160 00000 000			OTHER CHARGES	3,250.00	0.00	705.59	0.00	2,544.41	21.71
142 E 72130 499 160 00000 000			OTHER SUPPLIES AND MATERIALS	15,200.00	0.00	15,200.00	0.00	0.00	100.00
142 E 72210 524 160 00000 000			IN-SERVICE / STAFF DEVELOPMENT	4,000.00	0.00	0.00	0.00	4,000.00	0.00
142 E 99100 504 160 00000 000			INDIRECT COST	500.00	0.00	0.00	0.00	500.00	0.00
	160			74,300.04	0.00	45,814.37	0.00	28,485.67	61.66

Fnd T Acct		Obj Prj Loc	Prg	Account Level Description	2024-25 Budget	January 2024-25 Monthly Activity	2024-25 FYTD Activity	Encumbered Amount	Unexpended Balance - YTD Act	2024-25 FYTD %
200 TITLE II - A										
142	E	72210	138 200	00010 000 INSTR COMPUTER PERSONNEL	140,489.16	11,707.43	58,537.15	0.00	81,952.01	41.67
142	E	72210	189 200	00000 000 OTHER SALARIES & WAGES	67,665.48	5,638.79	28,193.95	0.00	39,471.53	41.67
142	E	72210	201 200	00000 000 SOCIAL SECURITY	12,905.59	335.47	1,680.63	0.00	11,224.96	13.02
142	E	72210	201 200	00010 000	0.00	671.50	3,381.70	0.00	-3,381.70	0.00
142	E	72210	204 200	00000 000 STATE RETIREMENT	13,238.64	358.63	1,793.15	0.00	11,445.49	13.54
142	E	72210	204 200	00010 000	0.00	744.59	3,722.95	0.00	-3,722.95	0.00
142	E	72210	207 200	00000 000 MEDICAL INSURANCE	49,224.00	1,560.00	7,454.40	0.00	41,769.60	15.14
142	E	72210	207 200	00010 000	0.00	3,362.40	16,068.00	0.00	-16,068.00	0.00
142	E	72210	212 200	00000 000 EMPLOYER MEDICARE	3,018.24	78.46	393.06	0.00	2,625.18	13.02
142	E	72210	212 200	00010 000	0.00	157.04	790.88	0.00	-790.88	0.00
142	E	72210	524 200	00000 000 IN SERVICE / STAFF DEVELOPMENT	107,648.63	0.00	24,039.72	0.00	83,608.91	22.33
142	E	99100	504 200	00008 000 INDIRECT COST	1,000.00	0.00	0.00	0.00	1,000.00	0.00
200					395,189.74	24,614.31	146,055.59	0.00	249,134.15	36.96

Fnd T Acct	Obj Prj Loc	Prg	Account Level Description	2024-25 Budget	January 2024-25 Monthly Activity	2024-25 FYTD Activity	Encumbered Amount	Unexpended Balance - YTD Act	2024-25 FYTD %
440			TITLE IV						
142 E 71150 116 440 00000 000			TEACHERS	44,676.60	0.00	0.00	0.00	44,676.60	0.00
142 E 71150 201 440 00000 000			SOCIAL SECURITY	2,769.94	0.00	0.00	0.00	2,769.94	0.00
142 E 71150 204 440 00000 000			STATE RETIREMENT	2,841.42	0.00	0.00	0.00	2,841.42	0.00
142 E 71150 212 440 00000 000			MEDICARE	647.82	0.00	0.00	0.00	647.82	0.00
142 E 72130 123 440 00000 000			GUIDANCE PERSONNEL	54,431.04	4,535.92	22,679.60	0.00	31,751.44	41.67
142 E 72130 201 440 00000 000			SOCIAL SECURITY	3,374.72	255.88	1,283.76	0.00	2,090.96	38.04
142 E 72130 204 440 00000 000			STATE RETIREMENT	4,898.80	408.24	2,041.20	0.00	2,857.60	41.67
142 E 72130 207 440 00000 000			MEDICAL INSURANCE	15,600.00	1,560.00	7,454.40	0.00	8,145.60	47.78
142 E 72130 212 440 00000 000			EMPLOYER MEDICARE	789.26	59.84	300.24	0.00	489.02	38.04
142 E 72130 524 440 00000 000			IN SERVICE / STAFF DEVELOPMENT	16,591.65	0.00	2,232.66	0.00	14,358.99	13.46
142 E 72250 524 440 00000 000			IN-SERVICE / STAFF DEVELOPMENT	6,100.00	0.00	4,592.14	0.00	1,507.86	75.28
142 E 99100 504 440 00000 000			INDIRECT COST	350.00	0.00	0.00	0.00	350.00	0.00
	440			153,071.25	6,819.88	40,584.00	0.00	112,487.25	26.51

Account Level						2024-25	January 2024-25	2024-25	Encumbered	Unexpended	2024-25
Fnd T Acct	Obj Prj Loc	Prg	Description	Budget	Monthly Activity	FYTD Activity	Amount	Balance - YTD Act	FYTD %		
700			ARP HOMELESS 2.0								
142 E 72130 499 700 00000 000			OTHER SUPPLIES AND MATERIALS	16,071.19	-81.20	15,398.99	0.00	672.20	95.82		
142 E 72130 524 700 00000 000			IN-SERVICE / STAFF DEVELOPMENT	3,550.00	0.00	3,550.00	0.00	0.00	100.00		
			700	19,621.19	-81.20	18,948.99	0.00	672.20	96.57		

Account Level		2024-25	January 2024-25	2024-25	Encumbered	Unexpended	2024-25
Fnd T Acct	Obj Prj Loc Prg Description	Budget	Monthly Activity	FYTD Activity	Amount	Balance - YTD Act	FYTD %
705	TITLE IX MCKINNEY VENTO-HURRIC						
142 E 72130 499 705 00000 000	OTHER SUPPLIES AND MATERIALS	13,000.00	19.99	6,956.85	0.00	6,043.15	53.51
142 E 72130 599 705 00000 000	OTHER CHARGES	1,000.00	0.00	0.00	0.00	1,000.00	0.00
	705	14,000.00	19.99	6,956.85	0.00	7,043.15	49.69

Account Level						2024-25	January 2024-25	2024-25	Encumbered	Unexpended	2024-25
Fnd T Acct	Obj Prj Loc	Prg	Description	Budget	Monthly Activity	FYTD Activity	Amount	Balance - YTD Act	FYTD %		
800 CARL PERKINS											
142 E	71300 189 800	00021 000	OTHER SALARIES & WAGES	5,329.20	0.00	0.00	0.00	5,329.20	0.00		
142 E	71300 201 800	00021 000	SOCIAL SECURITY	330.41	0.00	0.00	0.00	330.41	0.00		
142 E	71300 204 800	00021 000	STATE RETIREMENT	338.94	0.00	0.00	0.00	338.94	0.00		
142 E	71300 207 800	00021 000	MEDICAL INSURANCE	164.40	0.00	0.00	0.00	164.40	0.00		
142 E	71300 212 800	00021 000	EMPLOYER MEDICARE	77.27	0.00	0.00	0.00	77.27	0.00		
142 E	71300 471 800	00000 000	SOFTWARE	55,000.00	6,489.12	57,953.28	0.00	-2,953.28	105.37		
142 E	71300 499 800	00000 000	OTHER SUPPLIES AND MATERIALS	29,000.00	1,301.25	15,876.25	0.00	13,123.75	54.75		
142 E	71300 730 800	00000 000	VOCATIONAL INSTRUCTION EQUIPME	20,000.00	0.00	7,844.72	0.00	12,155.28	39.22		
142 E	72130 355 800	00000 000	TRAVEL	0.00	72.00	72.00	0.00	-72.00	0.00		
142 E	72130 524 800	00000 000	IN SERVICE / STAFF DEVELOPMENT	18,300.21	0.00	17,658.54	0.00	641.67	96.49		
142 E	72130 599 800	00000 000	OTHER CHARGES	8,000.00	4,013.00	5,370.00	0.00	2,630.00	67.13		
142 E	72710 146 800	00000 000	BUS DRIVERS	3,000.00	0.00	0.00	0.00	3,000.00	0.00		
				<u>139,540.43</u>	<u>11,875.37</u>	<u>104,774.79</u>	<u>0.00</u>	<u>34,765.64</u>	<u>75.09</u>		

Account Level		2024-25	January 2024-25	2024-25	Encumbered	Unexpended	2024-25
Fnd T Acct	Obj Prj Loc Prg Description	Budget	Monthly Activity	FYTD Activity	Amount	Balance - YTD Act	FYTD %
801	CARL PERKINS RESERVE GRANT						
142 E 71300 429 801 00000 000	INSTRUCTIONAL SUPPLIES & MATRI	23,000.00	7,912.13	10,970.01	0.00	12,029.99	47.70
142 E 71300 499 801 00000 000	OTHER SUPPLIES AND MATERIALS	15,000.00	1,980.00	6,627.95	0.00	8,372.05	44.19
142 E 71300 730 801 00000 000	VOCATIONAL INSTRUCTION EQUIP	12,000.00	13,342.98	13,342.98	0.00	-1,342.98	111.19
	801	50,000.00	23,235.11	30,940.94	0.00	19,059.06	61.88

Account Level						2024-25	January 2024-25	2024-25	Encumbered	Unexpended	2024-25
Fnd T Acct	Obj Prj Loc	Prg	Description	Budget	Monthly Activity	FYTD Activity	Amount	Balance - YTD Act	FYTD %		
890			SECONDARY TRANS. INDICATOR 14								
142 E 72220 189 890 00000 000			OTHER SALARIES AND WAGES	1,160.00	0.00	1,160.00	0.00	0.00	100.00		
142 E 72220 201 890 00000 000				0.00	0.00	71.92	0.00	-71.92	0.00		
142 E 72220 204 890 00000 000				0.00	0.00	140.80	0.00	-140.80	0.00		
142 E 72220 212 890 00000 000				0.00	0.00	16.82	0.00	-16.82	0.00		
	890			1,160.00	0.00	1,389.54	0.00	-229.54	119.79		

Fnd T Acct		Obj	Prj	Loc	Prg	Account Level Description	2024-25 Budget	January 2024-25 Monthly Activity	2024-25 FYTD Activity	Encumbered Amount	Unexpended Balance - YTD Act	2024-25 FYTD %
896						IDEA PART SYSTEMIC CHANGE K-12						
142	E	71200	116	896	00000	000 TEACHERS	50,000.00	0.00	0.00	0.00	50,000.00	0.00
142	E	71200	195	896	00000	000 CERTIFIED SUBSTITUTE TEACHERS	10,000.00	0.00	0.00	0.00	10,000.00	0.00
142	E	71200	201	896	00000	000 SOCIAL SECURITY	3,720.00	0.00	0.00	0.00	3,720.00	0.00
142	E	71200	204	896	00000	000 MEDICARE	7,500.00	0.00	0.00	0.00	7,500.00	0.00
142	E	71200	212	896	00000	000 OTHER FRINGE BENEFITS	870.00	0.00	0.00	0.00	870.00	0.00
142	E	71200	299	896	00000	000 SUPPLIES & MATERIALS	240.00	0.00	0.00	0.00	240.00	0.00
142	E	71200	429	896	00000	000 IN-SERVICE / STAFF DEVELOPMENT	7,670.00	206.75	488.55	0.00	7,181.45	6.37
142	E	72220	524	896	00000	000 IN-SERVICE / STAFF DEVELOPMENT	20,000.00	4,693.57	4,693.57	0.00	15,306.43	23.47
						896	100,000.00	4,900.32	5,182.12	0.00	94,817.88	5.18

Account Level		2024-25	January 2024-25	2024-25	Encumbered	Unexpended	2024-25
Fnd T Acct	Obj Prj Loc Prg Description	Budget	Monthly Activity	FYTD Activity	Amount	Balance - YTD Act	FYTD %
898	IDEA PART SYSTEMIC CHANGE PRES						
142 E 71200 116 898 00000 000	TEACHERS	5,000.00	0.00	1,402.50	0.00	3,597.50	28.05
142 E 71200 201 898 00000 000	SOCIAL SECURITY	310.00	0.00	86.95	0.00	223.05	28.05
142 E 71200 204 898 00000 000	STATE RETIREMENT	625.00	0.00	120.10	0.00	504.90	19.22
142 E 71200 212 898 00000 000	MEDICARE	75.00	0.00	20.34	0.00	54.66	27.12
142 E 71200 429 898 00000 000	INSTRUCTIONAL SUPPLIES & MAT.	10,000.00	488.66	488.66	0.00	9,511.34	4.89
142 E 72220 524 898 00000 000	IN-SERVICE / STAFF DEVELOPMENT	63,990.00	800.00	5,025.00	0.00	58,965.00	7.85
	898	80,000.00	1,288.66	7,143.55	0.00	72,856.45	8.93

Fnd T Acct	Obj Prj Loc	Prg	Account Level Description	2024-25 Budget	January 2024-25 Monthly Activity	2024-25 FYTD Activity	Encumbered Amount	Unexpended Balance - YTD Act	2024-25 FYTD %
900			IDEA PART- B						
142 E 71200 116 900 00000 000			TEACHERS	226,709.00	17,785.75	82,661.75	0.00	144,047.25	36.46
142 E 71200 163 900 00000 000			EDUCATIONAL ASSISTANTS	1,084,160.00	79,093.84	452,445.10	0.00	631,714.90	41.73
142 E 71200 171 900 00000 000			SPEECH PATHOLOGIST	55,069.00	4,588.67	22,943.35	0.00	32,125.65	41.66
142 E 71200 201 900 00000 000			SOCIAL SECURITY	69,180.00	5,976.64	32,979.57	0.00	36,200.43	47.67
142 E 71200 204 900 00000 000			STATE RETIREMENT	139,470.00	11,341.03	63,345.71	0.00	76,124.29	45.42
142 E 71200 207 900 00000 000			MEDICAL INSURANCE	440,700.00	22,349.60	114,632.00	0.00	326,068.00	26.01
142 E 71200 212 900 00000 000			EMPLOYER MEDICARE	16,180.00	1,397.79	7,713.02	0.00	8,466.98	47.67
142 E 71200 312 900 00000 000			CONTRACTS W PRIVATE AGENCIES	40,000.00	14,812.00	56,055.87	0.00	-16,055.87	140.14
142 E 71200 429 900 00000 000			INSTRUCTIONAL SUPPLIES & MAT.	75,813.30	0.00	575.38	0.00	75,237.92	0.76
142 E 71200 725 900 00000 000			SPECIAL EDUCATION EQUIPMENT	20,000.00	0.00	12,601.78	0.00	7,398.22	63.01
142 E 72220 189 900 00000 000			OTHER SALARIES & WAGES	140,000.00	0.00	0.00	0.00	140,000.00	0.00
142 E 72220 201 900 00000 000			SOCIAL SECURITY	8,680.00	0.00	0.00	0.00	8,680.00	0.00
142 E 72220 204 900 00000 000			STATE RETIREMENT	17,500.00	0.00	0.00	0.00	17,500.00	0.00
142 E 72220 207 900 00000 000			MEDICAL INSURANCE	22,600.00	0.00	0.00	0.00	22,600.00	0.00
142 E 72220 212 900 00000 000			EMPLOYER MEDICARE	2,030.00	0.00	0.00	0.00	2,030.00	0.00
142 E 72220 355 900 00000 000			TRAVEL	20,000.00	0.00	0.00	0.00	20,000.00	0.00
142 E 72220 399 900 00000 000			OTHER CONTRACTED SERVICES	15,000.00	0.00	0.00	0.00	15,000.00	0.00
142 E 72220 499 900 00000 000			OTHER SUPPLIES AND MATERIALS	20,000.00	966.89	10,768.42	0.00	9,231.58	53.84
142 E 72220 524 900 00000 000			IN SERVICE / STAFF DEVELOPMENT	50,000.00	3,949.51	50,472.46	0.00	-472.46	100.94
142 E 72220 790 900 00000 000			OTHER EQUIPMENT	20,000.00	75.92	3,570.37	0.00	16,429.63	17.85
142 E 72710 146 900 00020 000			BUS DRIVERS	292,565.00	22,471.02	117,569.47	0.00	174,995.53	40.19
142 E 72710 189 900 00000 000			OTHER SALARIES AND WAGES	20,668.00	0.00	0.00	0.00	20,668.00	0.00
142 E 72710 201 900 00020 000			SOCIAL SECURITY	18,140.00	1,219.27	6,441.19	0.00	11,698.81	35.51
142 E 72710 204 900 00020 000			STATE RETIREMENT	36,751.00	2,802.87	14,667.37	0.00	22,083.63	39.91
142 E 72710 207 900 00020 000			MEDICAL INSURANCE	224,000.00	5,894.40	30,726.40	0.00	193,273.60	13.72
142 E 72710 212 900 00020 000			EMPLOYER MEDICARE	4,242.00	303.69	1,595.37	0.00	2,646.63	37.61
142 E 72710 599 900 00000 000			OTHER CHARGES	2,000.00	0.00	0.00	0.00	2,000.00	0.00
			900	3,081,457.30	195,028.89	1,081,764.58	0.00	1,999,692.72	35.11

Fnd T Acct		Obj	Prj	Loc	Prg	Account Level Description	2024-25 Budget	January 2024-25 Monthly Activity	2024-25 FYTD Activity	Encumbered Amount	Unexpended Balance - YTD Act	2024-25 FYTD %
910 IDEA PRESCHOOL												
142	E	71200	163	910	00000	000 EDUCATIONAL ASSISTANTS	127,809.26	2,647.21	14,426.07	0.00	113,383.19	11.29
142	E	71200	201	910	00000	000 SOCIAL SECURITY	3,278.00	153.45	842.53	0.00	2,435.47	25.70
142	E	71200	204	910	00000	000 STATE RETIREMENT	6,607.00	330.90	1,803.26	0.00	4,803.74	27.29
142	E	71200	207	910	00000	000 MEDICAL INSURANCE	21,000.00	693.60	3,314.40	0.00	17,685.60	15.78
142	E	71200	212	910	00000	000 EMPLOYER MEDICARE	767.00	35.89	197.05	0.00	569.95	25.69
142	E	71200	312	910	00000	000 CONTRACTS W PRIVATE AGENCIES	3,514.01	0.00	885.00	0.00	2,629.01	25.18
142	E	71200	429	910	00000	000 INSTRUCTIONAL SUPPLIES & MATER	5,485.99	0.00	43.98	0.00	5,442.01	0.80
142	E	72220	499	910	00000	000 OTHER SUPPLIES AND MATERIALS	10,000.00	531.51	531.51	0.00	9,468.49	5.32
142	E	72220	524	910	00000	000 IN SERVICE / STAFF DEVELOPMENT	10,000.00	0.00	0.00	0.00	10,000.00	0.00
142	E	72220	599	910	00000	000 OTHER CHARGES	3,000.00	0.00	0.00	0.00	3,000.00	0.00
910							191,461.26	4,392.56	22,043.80	0.00	169,417.46	11.51

Fnd T Acct		Obj	Prj	Loc	Prg	Account Level Description	2024-25 Budget	January 2024-25 Monthly Activity	2024-25 FYTD Activity	Encumbered Amount	Unexpended Balance - YTD Act	2024-25 FYTD %	
912						STATE SPED PRESCHOOL							
142	E	71200	163	912	00000	000	EDUCATIONAL ASSISTANTS	0.00	0.00	5,800.63	0.00	-5,800.63	0.00
142	E	71200	201	912	00000	000	SOCIAL SECURITY	0.00	0.00	356.09	0.00	-356.09	0.00
142	E	71200	204	912	00000	000		0.00	0.00	725.08	0.00	-725.08	0.00
142	E	71200	212	912	00000	000	MEDICARE	0.00	0.00	83.28	0.00	-83.28	0.00
142	E	71200	429	912	00000	000	SUPPLIES & MATERIALS	0.00	0.00	24.96	0.00	-24.96	0.00
						912		0.00	0.00	6,990.04	0.00	-6,990.04	0.00

Fnd T Acct	Obj Prj Loc	Prg	Account Level Description	2024-25 Budget	January 2024-25 Monthly Activity	2024-25 FYTD Activity	Encumbered Amount	Unexpended Balance - YTD Act	2024-25 FYTD %
937			ESSEER 3.0						
142 E 71100 116 937 00000 000			TEACHERS	0.00	0.00	0.00	0.00	0.00	0.00
142 E 71100 201 937 00000 000			SOCIAL SECURITY	0.00	0.00	0.00	0.00	0.00	0.00
142 E 71100 204 937 00000 000			STATE RETIREMENT	0.00	0.00	0.00	0.00	0.00	0.00
142 E 71100 207 937 00000 000			MEDICAL INSURANCE	0.00	0.00	0.00	0.00	0.00	0.00
142 E 71100 212 937 00000 000			MEDICARE	0.00	0.00	0.00	0.00	0.00	0.00
142 E 72210 172 937 00000 000			INSTRUCTIONAL COACHES	687,723.71	0.00	687,723.71	0.00	0.00	100.00
142 E 72210 201 937 00000 000			SOCIAL SECURITY	41,361.87	0.00	41,361.87	0.00	0.00	100.00
142 E 72210 204 937 00000 000			STATE RETIREMENT	56,514.64	0.00	56,514.64	0.00	0.00	100.00
142 E 72210 207 937 00000 000			MEDICAL INSURANCE	94,190.40	0.00	94,190.40	0.00	0.00	100.00
142 E 72210 212 937 00000 000			MEDICARE	9,673.36	0.00	9,673.36	0.00	0.00	100.00
142 E 72210 524 937 00000 000			IN-SERVICE / STAFF DEVELOPMENT	5,318.67	0.00	5,318.67	0.00	0.00	100.00
142 E 99100 504 937 00000 000			INDIRECT COST	51,579.20	0.00	51,579.20	0.00	0.00	100.00
	937			946,361.85	0.00	946,361.85	0.00	0.00	100.00

Account Level		2024-25	January 2024-25	2024-25	Encumbered	Unexpended	2024-25
Fnd T Acct	Obj Prj Loc Prg Description	Budget	Monthly Activity	FYTD Activity	Amount	Balance - YTD Act	FYTD %
951	HQIM-PARTICIPANT LITERACY NETW						
142 E 71100 429 951 00000 000	SUPPLIES & MATERIALS	8,000.00	0.00	0.00	0.00	8,000.00	0.00
142 E 72210 399 951 00000 000	OTHER CONTRACTED SERVICE	72,800.00	36,400.00	36,400.00	0.00	36,400.00	50.00
142 E 72210 524 951 00000 000	IN-SERVICE / STAFF DEVELOPMENT	2,000.00	0.00	0.00	0.00	2,000.00	0.00
	951	82,800.00	36,400.00	36,400.00	0.00	46,400.00	43.96

Number of Accounts: 159

***** End of report *****

Fnd T Acct	Obj Prj Loc	Prg	Account Level Description	Amount
A			Asset	
142 A 11130 000 000 00000 000			CASH IN BANK-PAYROLL	0.00
142 A 11130 000 100 00000 000			CASH IN BANK-PAYROLL	0.00
142 A 11130 000 440 00000 000			CASH IN BANK-PAYROLL	0.00
142 A 11130 --- --- ----- ---				0.00
142 A 11140 000 000 00000 000			CASH WITH TRUSTEE	0.00
142 A 11140 000 000 00000 142			CASH WITH TRUSTEE	0.00
142 A 11140 000 000 99141 141				0.00
142 A 11140 000 000 99142 142				1,500,397.79
142 A 11140 000 010 00000 142			CASH WITH TRUSTEE - CON ADMIN	0.00
142 A 11140 000 010 99141 141				0.00
142 A 11140 000 010 99142 142				19,826.03
142 A 11140 000 100 00000 000			CASH WITH TRUSTEE	0.00
142 A 11140 000 100 00000 142			CASH WITH TRUSTEE - TITLE I	0.00
142 A 11140 000 100 99141 141				109,152.39
142 A 11140 000 100 99142 142				111,261.89CR
142 A 11140 000 101 99142 142				0.00
142 A 11140 000 160 00000 000			TITLE I-D	0.00
142 A 11140 000 160 99141 141				0.00
142 A 11140 000 160 99142 142				19,192.50CR
142 A 11140 000 171 99142 142				0.00
142 A 11140 000 172 99142 142				0.00
142 A 11140 000 200 00000 142			CASH WITH TRUSTEE - TITLE II-A	0.00
142 A 11140 000 200 99141 141				0.00
142 A 11140 000 200 99142 142				15,997.12CR
142 A 11140 000 300 00000 142			CASH WITH TRUSTEE - TITLE III	0.00
142 A 11140 000 440 00000 141			CASH WITH TRUSTEE	0.00
142 A 11140 000 440 99141 141				0.00
142 A 11140 000 440 99142 142				15.74CR
142 A 11140 000 480 00000 142			CASH WITH TRUSTEE - FTTT DISCR	0.00
142 A 11140 000 580 00000 142			CASH WITH TRUSTEE - FTTT	0.00
142 A 11140 000 700 99142 142				0.00
142 A 11140 000 705 99142 142				0.00
142 A 11140 000 720 99142 142				0.00
142 A 11140 000 800 00000 142			CASH WITH TRUSTEE - CARL PERKI	0.00
142 A 11140 000 800 99141 141				0.00
142 A 11140 000 800 99142 142				9,742.81CR
142 A 11140 000 801 00000 142			CASH WITH TRUSTEE - CTE RESERV	0.00
142 A 11140 000 801 99142 142				21,255.11CR
142 A 11140 000 802 99142 142				0.00
142 A 11140 000 803 99142 142				0.00
142 A 11140 000 890 99142 142				1,389.54CR
142 A 11140 000 891 00000 142			CASH WITH TRUSTEE - STATE DISC	0.00
142 A 11140 000 891 99142 142				0.00
142 A 11140 000 892 00000 142			CASH WITH TRUSTEE - DISC PRESC	0.00
142 A 11140 000 892 99142 142				0.00
142 A 11140 000 893 00000 142			CASH WITH TRUSTEE - IDEA DISC	0.00
142 A 11140 000 893 99142 142				0.00
142 A 11140 000 894 00000 142			CASH WITH TRUSTEE - FS GRAY	0.00
142 A 11140 000 894 99142 142				0.00
142 A 11140 000 895 00000 142			CASH WITH TRUSTEE - FS JM	0.00
142 A 11140 000 895 99142 142				0.00
142 A 11140 000 896 00000 142			CASH WITH TRUSTEE - FS SS	0.00
142 A 11140 000 896 99142 142				7,996.81CR
142 A 11140 000 897 99142 142				0.00

Fnd T Acct	Obj Prj Loc	Prg	Account Level Description	Amount
A			Asset	
142 A 11140 000 898 99142 142				7,143.55CR
142 A 11140 000 899 99141 141				0.00
142 A 11140 000 899 99142 142				0.00
142 A 11140 000 900 00000 000			CASH WITH TRUSTEE-IDEA PART B	0.00
142 A 11140 000 900 00000 142			CASH WITH TRUSTEE-IDEA PART B	0.00
142 A 11140 000 900 99141 141				0.00
142 A 11140 000 900 99142 142				24,338.47CR
142 A 11140 000 901 00000 142			EDUCATION HANDICAPPED ACT - I	0.00
142 A 11140 000 901 99142 142				9,333.38
142 A 11140 000 902 00000 142			EDUCATION HANDICAPPED ACT - ID	0.00
142 A 11140 000 910 00000 142			CASH WITH TRUSTEE - IDEA PRESC	0.00
142 A 11140 000 910 99141 141				0.00
142 A 11140 000 910 99142 142				491.72CR
142 A 11140 000 911 99142 142				0.00
142 A 11140 000 912 99142 142				6,990.04CR
142 A 11140 000 930 99142 142				0.00
142 A 11140 000 931 99141 141				0.00
142 A 11140 000 931 99142 142				0.00
142 A 11140 000 932 99142 142				0.00
142 A 11140 000 933 99142 142				0.00
142 A 11140 000 934 99142 142				59,829.31
142 A 11140 000 935 99142 142				6,284.80
142 A 11140 000 936 99142 142				0.00
142 A 11140 000 937 99142 142				28,463.08CR
142 A 11140 000 938 99142 142				274.00CR
142 A 11140 000 939 99142 142				0.00
142 A 11140 000 940 99142 142				4,993.97
142 A 11140 000 941 99142 142				0.00
142 A 11140 000 950 99141 141				0.00
142 A 11140 000 950 99142 142				0.00
142 A 11140 000 951 99142 142				0.00
142 A 11140 000 952 99142 142				0.00
142 A 11140 --- --- ----- ---				1,455,265.29
142 A 11400 000 900 00000 142			DUE FROM OTHER FUNDS	0.00
142 A 11400 --- --- ----- ---				0.00
142 A 11410 000 000 00000 142				0.00
142 A 11410 --- --- ----- ---				0.00
142 A 11430 000 010 00000 142			DUE FROM OTHER GOVERNMENTS	0.00
142 A 11430 000 100 00000 142			DUE FROM OTHER GOVERNMENTS	0.00
142 A 11430 000 101 00000 142			DUE FROM OTHER GOVERNMENTS	0.00
142 A 11430 000 160 00000 142			DUE FROM OTHER GOVERNMENTS	3,264.92
142 A 11430 000 171 00000 142			DUE FROM OTHER GOVERNMENTS	0.00
142 A 11430 000 172 00000 142			ADAPTIVE LEARNING TECH. GRANT	0.00
142 A 11430 000 200 00000 142			DUE FROM OTHER GOVERNMENTS	9,199.87
142 A 11430 000 300 00000 142			DUE FROM OTHER GOVERNMENTS	0.00
142 A 11430 000 440 00000 142			DUE FROM OTHER GOVERNMENTS	0.00
142 A 11430 000 580 00000 142			DUE FROM OTHER GOVERNMENTS	0.00
142 A 11430 000 700 00000 142			ARP HOMELESS 2.0	0.00
142 A 11430 000 720 00000 142			DUE FROM OTHER GOVERNMENTS	0.00
142 A 11430 000 800 00000 142			DUE FROM OTHER GOVERNMENTS	0.00
142 A 11430 000 801 00000 142			DUE FROM OTHER GOVERNMENTS	0.00
142 A 11430 000 802 00000 142			PERKINS-NEW SKILLS FOR YOUTH	0.00

Fnd T Acct	Obj Prj Loc	Prg	Account Level	Description	Amount
A			Asset		
142 A 11430 000 891 00000 142				DUE FROM OTHER GOVERNMENTS	0.00
142 A 11430 000 892 00000 142				DUE FROM OTHER GOVERNMENTS	0.00
142 A 11430 000 893 00000 142				DUE FROM OTHER GOVERNMENTS	0.00
142 A 11430 000 894 00000 142				Focus School Gray	0.00
142 A 11430 000 895 00000 142				Focus School JM	0.00
142 A 11430 000 896 00000 000				DUE FROM OTHER GOVERNMENTS	0.00
142 A 11430 000 896 00000 142				Focus Schools SS	0.00
142 A 11430 000 898 00000 142				DUE FROM OTHER GOVERNMENTS	0.00
142 A 11430 000 900 00000 142				DUE FROM OTHER GOVERNMENTS	0.00
142 A 11430 000 901 00000 142				DUE FROM OTHER GOVERNMENTS	0.00
142 A 11430 000 910 00000 142				DUE FROM OTHER GOVERNMENTS	0.00
142 A 11430 000 911 00000 142				DUE FROM OTHER GOVERNMENTS	0.00
142 A 11430 000 930 00000 142				DUE FROM OTHER GOVERNMENTS	0.00
142 A 11430 000 931 00000 142				DUE FROM OTHER GOVERNMENTS	0.00
142 A 11430 000 933 00000 142				MATH IMPLEMENTATION SUPPORT GR	0.00
142 A 11430 000 934 00000 142				DUE FROM OTHER GOVERNMENTS	0.00
142 A 11430 000 935 00000 142				DUE FROM OTHER GOVERNMENTS	0.00
142 A 11430 000 937 00000 142				ESSER 3.0	0.00
142 A 11430 000 938 00000 142				BEST FOR ALL DISTRICT GRANT	0.00
142 A 11430 000 939 00000 142				DUE FROM OTHER GOVERNMENTS	0.00
142 A 11430 000 940 00000 142				EPIDEMIOOGY & LABORATORY ELC	0.00
142 A 11430 000 941 00000 142				DUE FROM OTHER GOVERNMENTS	0.00
142 A 11430 000 950 00000 142				CIVICS SEAL GRANT	0.00
142 A 11430 000 951 00000 142				HQIM LITERACY IMPLEMENTATION	0.00
142 A 11430 000 952 00000 142				EARLY LITERACY NETWORKS	0.00
142 A 11430 --- --- ----- ---					12,464.79
142 A 11440 000 000 00000 142				DUE FROM OTHER FUNDS	0.00
142 A 11440 000 010 00000 000				DUE FROM OTHER FUNDS-CON ADMIN	0.00
142 A 11440 000 160 00000 000				TITLE I-D	0.00
142 A 11440 000 440 00000 000				DUE FROM OTHER FUNDS	0.00
142 A 11440 000 800 00000 142				DUE FROM OTHER FUNDS-CTE BASIC	0.00
142 A 11440 000 891 00000 142				DUE FROM OTHER FUNDS-STATE DIS	0.00
142 A 11440 000 892 00000 000				DUE FROM OTHER FUNDS-DISC PREK	0.00
142 A 11440 000 895 00000 000				DUE FROM OTHER FUNDS-FS JMS	0.00
142 A 11440 000 896 00000 000				DUE FROM OTHER FUNDS-FS SS	0.00
142 A 11440 000 900 00000 000				DUE FROM OTHER FUNDS-IDEA B	0.00
142 A 11440 000 900 00000 142					0.00
142 A 11440 000 910 00000 000				DUE FROM OTHER FUNDS	0.00
142 A 11440 000 934 00000 142				DUE FROM OTHER FUNDS	0.00
142 A 11440 000 935 00000 000				DUE FROM OTHER FUNDS	0.00
142 A 11440 --- --- ----- ---					0.00
142 A 21100 000 000 00000 142				ACCOUNTS PAYABLE	0.00
142 A 21100 --- --- ----- ---					0.00
142 A 21500 000 000 00000 142				DUE TO OTHER FUNDS	0.00
142 A 21500 --- --- ----- ---					0.00
142 A ----- --- --- ----- ---					1,467,730.08

=====

Fnd T Acct	Obj Prj Loc	Prg	Account Level Description	Amount
L			Liability	
142 L 21100 000 010 00000 000			ACCOUNTS PAYABLE	0.00
142 L 21100 000 100 00000 000			ACCOUNTS PAYABLE	0.00
142 L 21100 000 101 00000 000				0.00
142 L 21100 000 160 00000 000			TITLE I-D	0.00
142 L 21100 000 171 00000 000				0.00
142 L 21100 000 172 00000 000				0.00
142 L 21100 000 200 00000 000			ACCOUNTS PAYABLE	0.00
142 L 21100 000 440 00000 000			ACCOUNTS PAYABLE	0.00
142 L 21100 000 700 00000 000				0.00
142 L 21100 000 705 00000 000				0.00
142 L 21100 000 720 00000 000				0.00
142 L 21100 000 800 00000 000			ACCOUNTS PAYABLE	0.00
142 L 21100 000 801 00000 000			ACCOUNTS PAYABLE	0.00
142 L 21100 000 802 00000 000				0.00
142 L 21100 000 803 00000 000				0.00
142 L 21100 000 890 00000 000				0.00
142 L 21100 000 891 00000 000			ACCOUNTS PAYABLE	0.00
142 L 21100 000 892 00000 000			ACCOUNTS PAYABLE	0.00
142 L 21100 000 893 00000 000			ACCOUNTS PAYABLE	0.00
142 L 21100 000 894 00000 000			ACCOUNTS PAYABLE	0.00
142 L 21100 000 895 00000 000			ACCOUNTS PAYABLE	0.00
142 L 21100 000 896 00000 000			ACCOUNTS PAYABLE	0.00
142 L 21100 000 897 00000 000				0.00
142 L 21100 000 898 00000 000				0.00
142 L 21100 000 899 00000 000				0.00
142 L 21100 000 900 00000 000			ACCOUNTS PAYABLE	0.00
142 L 21100 000 901 00000 000				0.00
142 L 21100 000 910 00000 000			ACCOUNTS PAYABLE	0.00
142 L 21100 000 911 00000 000				0.00
142 L 21100 000 912 00000 000				0.00
142 L 21100 000 930 00000 000				0.00
142 L 21100 000 931 00000 000				0.00
142 L 21100 000 932 00000 000				0.00
142 L 21100 000 933 00000 000				0.00
142 L 21100 000 934 00000 000				0.00
142 L 21100 000 935 00000 000				0.00
142 L 21100 000 936 00000 000				0.00
142 L 21100 000 937 00000 000				0.00
142 L 21100 000 938 00000 000				0.00
142 L 21100 000 939 00000 000			FISCAL PRE-MONITORING SUPPORTS	0.00
142 L 21100 000 940 00000 000				0.00
142 L 21100 000 941 00000 000				0.00
142 L 21100 000 950 00000 000				0.00
142 L 21100 000 951 00000 000				0.00
142 L 21100 000 952 00000 000				0.00
142 L 21100 --- --- ----- ---				0.00
142 L 21200 000 100 00000 000			ACCRUED PAYROLL	0.00
142 L 21200 000 931 00000 000			ACCRUED PAYROLL	0.00
142 L 21200 000 934 00000 000			ACCRUED PAYROLL	0.00
142 L 21200 000 935 00000 000			ACCRUED PAYROLL	0.00
142 L 21200 --- --- ----- ---				0.00
142 L 21310 000 000 00000 000				0.00
142 L 21310 000 010 00000 000			INCOME TAX WITHHELD AND UNPAID	219.20CR

Fnd T Acct	Obj Prj Loc	Prg	Account Level Description	Amount
L			Liability	
142 L 21310 000 100 00000 000			INCOME TAX WITHHELD AND UNPAID	0.00
142 L 21310 000 160 00000 000			TITLE I-D	0.00
142 L 21310 000 200 00000 000			INCOME TAX WITHHELD AND UNPAID	0.00
142 L 21310 000 440 00000 000			INCOME TAX WITHHELD AND UNPAID	0.00
142 L 21310 000 580 00000 000			INCOME TAX WITHHELD AND UNPAID	0.00
142 L 21310 000 720 00000 000				0.00
142 L 21310 000 800 00000 000			INCOME TAX WITHHELD AND UNPAID	0.00
142 L 21310 000 890 00000 000				0.00
142 L 21310 000 891 00000 000			INCOME TAX WITHHELD AND UNPAID	0.00
142 L 21310 000 892 00000 000			INCOME TAX WITHHELD AND UNPAID	0.00
142 L 21310 000 894 00000 000			INCOME TAX WITHHELD AND UNPAID	0.00
142 L 21310 000 895 00000 000			INCOME TAX WITHHELD AND UNPAID	0.00
142 L 21310 000 896 00000 000			INCOME TAX WITHHELD AND UNPAID	0.00
142 L 21310 000 898 00000 000				0.00
142 L 21310 000 900 00000 000			INCOME TAX WITHHELD AND UNPAID	0.00
142 L 21310 000 901 00000 000				0.00
142 L 21310 000 910 00000 000			INCOME TAX WITHHELD AND UNPAID	0.00
142 L 21310 000 912 00000 000				0.00
142 L 21310 000 930 00000 000				0.00
142 L 21310 000 931 00000 000				0.00
142 L 21310 000 934 00000 000				0.00
142 L 21310 000 935 00000 000				0.00
142 L 21310 000 937 00000 000				0.00
142 L 21310 000 938 00000 000				0.00
142 L 21310 000 940 00000 000				0.00
142 L 21310 000 950 00000 000				0.00
142 L 21310 --- --- ----- ---				219.20CR
142 L 21320 000 000 00000 000				0.00
142 L 21320 000 010 00000 000			SOCIAL SECURITY TAX	428.20CR
142 L 21320 000 100 00000 000			SOCIAL SECURITY TAX	699.62
142 L 21320 000 160 00000 000			TITLE I-D	0.00
142 L 21320 000 200 00000 000			SOCIAL SECURITY TAX	0.00
142 L 21320 000 440 00000 000			SOCIAL SECURITY TAX	0.00
142 L 21320 000 580 00000 000			SOCIAL SECURITY TAX	0.00
142 L 21320 000 720 00000 000				0.00
142 L 21320 000 800 00000 000			SOCIAL SECURITY TAX	0.00
142 L 21320 000 890 00000 000				0.00
142 L 21320 000 891 00000 000			SOCIAL SECURITY TAX	0.00
142 L 21320 000 894 00000 000			SOCIAL SECURITY TAX	0.00
142 L 21320 000 895 00000 000			SOCIAL SECURITY TAX	0.00
142 L 21320 000 896 00000 000			SOCIAL SECURITY TAX	0.00
142 L 21320 000 898 00000 000				0.00
142 L 21320 000 900 00000 000			SOCIAL SECURITY TAX	52.22CR
142 L 21320 000 901 00000 000				0.00
142 L 21320 000 910 00000 000			SOCIAL SECURITY TAX	0.00
142 L 21320 000 912 00000 000				0.00
142 L 21320 000 930 00000 000				0.00
142 L 21320 000 931 00000 000				0.00
142 L 21320 000 934 00000 000				0.00
142 L 21320 000 935 00000 000				0.00
142 L 21320 000 937 00000 000				0.00
142 L 21320 000 938 00000 000				0.00
142 L 21320 000 940 00000 000				0.00
142 L 21320 000 950 00000 000				0.00

Fnd T Acct	Obj Prj Loc	Prg	Account Level Description	Amount
L			Liability	
142 L 21320	---	---	-----	219.20
142 L 21325	000 000	00000 000		0.00
142 L 21325	000 010	00000 000	EMPLOYEE MEDICARE DEDUCTION	12.22
142 L 21325	000 100	00000 000	EMPLOYEE MEDICARE DEDUCTION	474.22
142 L 21325	000 160	00000 000	TITLE I-D	0.00
142 L 21325	000 200	00000 000	EMPLOYEE MEDICARE DEDUCTION	474.22CR
142 L 21325	000 440	00000 000	EMPLOYEE MEDICARE DEDUCTION	0.00
142 L 21325	000 580	00000 000	EMPLOYEE MEDICARE DEDUCTION	0.00
142 L 21325	000 720	00000 000		0.00
142 L 21325	000 800	00000 000	EMPLOYEE MEDICARE DEDUCTION	0.00
142 L 21325	000 890	00000 000		0.00
142 L 21325	000 891	00000 000	EMPLOYEE MEDICARE DEDUCTION	0.00
142 L 21325	000 892	00000 000	EMPLOYEE MEDICARE DEDUCTION	0.00
142 L 21325	000 894	00000 000	EMPLOYEE MEDICARE DEDUCTION	0.00
142 L 21325	000 895	00000 000	EMPLOYEE MEDICARE DEDUCTION	0.00
142 L 21325	000 896	00000 000	EMPLOYEE MEDICARE DEDUCTION	0.00
142 L 21325	000 898	00000 000		0.00
142 L 21325	000 900	00000 000	EMPLOYEE MEDICARE DEDUCTION	12.22CR
142 L 21325	000 901	00000 000		0.00
142 L 21325	000 910	00000 000	EMPLOYEE MEDICARE DEDUCTION	0.00
142 L 21325	000 912	00000 000		0.00
142 L 21325	000 930	00000 000		0.00
142 L 21325	000 931	00000 000		0.00
142 L 21325	000 934	00000 000		0.00
142 L 21325	000 935	00000 000		0.00
142 L 21325	000 937	00000 000		0.00
142 L 21325	000 938	00000 000		0.00
142 L 21325	000 940	00000 000		0.00
142 L 21325	000 950	00000 000		0.00
142 L 21325	---	---	-----	0.00
142 L 21330	000 000	00000 000		27.11
142 L 21330	000 010	00000 000	RETIREMENT CONTRIBUTIONS	546.40CR
142 L 21330	000 100	00000 000	RETIREMENT CONTRIBUTIONS	0.00
142 L 21330	000 160	00000 000	RETIREMENT CONTRIBUTIONS	0.00
142 L 21330	000 200	00000 000	RETIREMENT CONTRIBUTIONS	0.00
142 L 21330	000 440	00000 000	RETIREMENT CONTRIBUTIONS	0.00
142 L 21330	000 580	00000 000	RETIREMENT CONTRIBUTIONS	0.00
142 L 21330	000 720	00000 000		0.00
142 L 21330	000 800	00000 000	RETIREMENT CONTRIBUTIONS	0.00
142 L 21330	000 890	00000 000		0.00
142 L 21330	000 891	00000 000	RETIREMENT CONTRIBUTIONS	0.00
142 L 21330	000 892	00000 000		0.00
142 L 21330	000 894	00000 000		0.00
142 L 21330	000 895	00000 000	RETIREMENT CONTRIBUTIONS	0.00
142 L 21330	000 896	00000 000		0.00
142 L 21330	000 898	00000 000		0.00
142 L 21330	000 900	00000 000	RETIREMENT CONTRIBUTIONS	52.65CR
142 L 21330	000 901	00000 000		0.00
142 L 21330	000 910	00000 000	RETIREMENT CONTRIBUTIONS	0.00
142 L 21330	000 912	00000 000		0.00
142 L 21330	000 930	00000 000		0.00
142 L 21330	000 931	00000 000		0.00
142 L 21330	000 934	00000 000		0.00

Fnd T Acct	Obj Prj Loc	Prg	Account Level Description	Amount
L			Liability	
142 L 21330	000 935	00000 000		0.00
142 L 21330	000 937	00000 000		0.00
142 L 21330	000 938	00000 000		0.00
142 L 21330	000 940	00000 000		0.00
142 L 21330	000 950	00000 000		0.00
				<hr/>
142 L 21330	---	---	-----	571.94CR
142 L 21339	000 000	00000 000		0.00
142 L 21339	000 010	00000 000	STATE DENTAL PLAN	27.95CR
142 L 21339	000 100	00000 000	STATE DENTAL PLAN	0.00
142 L 21339	000 160	00000 000	STATE DENTAL PLAN	0.00
142 L 21339	000 200	00000 000	STATE DENTAL PLAN	0.00
142 L 21339	000 440	00000 000	STATE DENTAL PLAN	0.00
142 L 21339	000 580	00000 000	STATE DENTAL PLAN	0.00
142 L 21339	000 800	00000 000	STATE DENTAL PLAN	0.00
142 L 21339	000 891	00000 000	STATE DENTAL PLAN	0.00
142 L 21339	000 892	00000 000	STATE DENTAL PLAN	0.00
142 L 21339	000 900	00000 000	STATE DENTAL PLAN	27.95
142 L 21339	000 901	00000 000		0.00
142 L 21339	000 910	00000 000		0.00
142 L 21339	000 934	00000 000		0.00
142 L 21339	000 937	00000 000		0.00
				<hr/>
142 L 21339	---	---	-----	0.00
142 L 21340	000 000	00000 000		0.00
142 L 21340	000 010	00000 000	INSURANCE CONTRIBUTIONS	0.00
142 L 21340	000 100	00000 000	INSURANCE CONTRIBUTIONS	100.00
142 L 21340	000 160	00000 000	INSURANCE CONTRIBUTIONS	0.00
142 L 21340	000 200	00000 000	INSURANCE CONTRIBUTIONS	0.00
142 L 21340	000 440	00000 000	INSURANCE CONTRIBUTIONS	0.00
142 L 21340	000 580	00000 000	INSURANCE CONTRIBUTIONS	0.00
142 L 21340	000 800	00000 000	INSURANCE CONTRIBUTIONS	0.00
142 L 21340	000 891	00000 000	INSURANCE CONTRIBUTIONS	0.00
142 L 21340	000 892	00000 000	MEDICAL INSURANCE PAYABLE	0.00
142 L 21340	000 900	00000 000	INSURANCE CONTRIBUTIONS	1,100.00
142 L 21340	000 910	00000 000	INSURANCE CONTRIBUTIONS	0.00
142 L 21340	000 937	00000 000		0.00
				<hr/>
142 L 21340	---	---	-----	1,200.00
142 L 21342	000 010	00000 000		100.00CR
142 L 21342	000 100	00000 000	HARTFORD ROTH	0.00
142 L 21342	000 160	00000 000	HARTFORD ROTH	0.00
142 L 21342	000 200	00000 000	HARTFORD ROTH	0.00
142 L 21342	000 440	00000 000	HARTFORD ROTH	0.00
142 L 21342	000 900	00000 000	HARTFORD ROTH	40.00CR
142 L 21342	000 910	00000 000		0.00
				<hr/>
142 L 21342	---	---	-----	140.00CR
142 L 21343	000 000	00000 000		0.00
142 L 21343	000 010	00000 000	AMERICAN FAMILY LIFE	0.00
142 L 21343	000 100	00000 000	AMERICAN FAMILY LIFE	0.00
142 L 21343	000 160	00000 000	AMERICAN FAMILY LIFE	0.00
142 L 21343	000 200	00000 000	AMERICAN FAMILY LIFE	0.00
142 L 21343	000 440	00000 000	AMERICAN FAMILY LIFE	0.00
142 L 21343	000 800	00000 000	AMERICAN FAMILY LIFE	0.00

Fnd T Acct	Obj Prj Loc	Prg	Account Level Description	Amount
L			Liability	
142 L 21343	000 900 00000	000	AMERICAN FAMILY LIFE	120.88
142 L 21343	000 901 00000	000		0.00
142 L 21343	000 910 00000	000	AMERICAN FAMILY LIFE	0.00
142 L 21343	000 912 00000	000		0.00
142 L 21343	000 930 00000	000		0.00
142 L 21343	000 934 00000	000		0.00
142 L 21343	000 937 00000	000		0.00
142 L 21343	000 940 00000	000		0.00
				<hr/>
142 L 21343	---	---	-----	120.88
142 L 21344	000 100 00000	000	HORACE MANN LIFE INS	0.00
142 L 21344	000 160 00000	000	TITLE I-D	0.00
142 L 21344	000 900 00000	000	HORACE MANN LIFE INS	0.00
				<hr/>
142 L 21344	---	---	-----	0.00
142 L 21346	000 000 00000	000		0.00
142 L 21346	000 010 00000	000	WASHINGTON NATIONAL INS	0.00
142 L 21346	000 160 00000	000	TITLE I-D	0.00
142 L 21346	000 900 00000	000	WASHINGTON NATIONAL INS	0.00
142 L 21346	000 910 00000	000	WASHINGTON NATIONAL INS	0.00
				<hr/>
142 L 21346	---	---	-----	0.00
142 L 21347	000 000 00000	000		0.00
142 L 21347	000 100 00000	000	LIBERTY NATIONAL	0.00
142 L 21347	000 440 00000	000	LIBERTY NATIONAL	0.00
142 L 21347	000 800 00000	000	DEARBORN NATIONAL LIFE INSURAN	0.00
142 L 21347	000 900 00000	000	LIBERTY NATIONAL	0.00
142 L 21347	000 910 00000	000	LIBERTY NATIONAL	0.00
				<hr/>
142 L 21347	---	---	-----	0.00
142 L 21348	000 000 00000	000		0.00
142 L 21348	000 010 00000	000	MEDICAL INSURANCE	0.00
142 L 21348	000 100 00000	000	MEDICAL INSURANCE	0.00
142 L 21348	000 160 00000	000	MEDICAL INSURANCE	0.00
142 L 21348	000 200 00000	000	EMPLOYEE INSURANCE DEDUCTIONS	0.00
142 L 21348	000 440 00000	000	MEDICAL INSURANCE	0.00
142 L 21348	000 580 00000	000	MEDICAL INSURANCE	0.00
142 L 21348	000 800 00000	000	MEDICAL INSURANCE	0.00
142 L 21348	000 891 00000	000	EMPLOYEE INSURANCE DEDUCTIONS	0.00
142 L 21348	000 900 00000	000	MEDICAL INSURANCE	393.33
142 L 21348	000 910 00000	000	MEDICAL INSURANCE	0.00
142 L 21348	000 937 00000	000		0.00
				<hr/>
142 L 21348	---	---	-----	393.33
142 L 21349	000 010 00000	000		0.00
142 L 21349	000 100 00000	000	UNITED WAY	0.00
142 L 21349	000 200 00000	000		0.00
142 L 21349	000 440 00000	000		0.00
142 L 21349	000 900 00000	000	UNITED WAY	0.00
142 L 21349	000 912 00000	000		0.00
142 L 21349	000 937 00000	000		0.00
				<hr/>
142 L 21349	---	---	-----	0.00
142 L 21351	000 010 00000	000	HORACE MANN ANNUITY	0.00
142 L 21351	000 100 00000	000	HORACE MANN ANNUITY	0.00

Fnd T Acct	Obj Prj Loc	Prg	Account Level Description	Amount
L			Liability	
142 L 21351	000 160 00000	000	HORACE MANN ANNUITY	0.00
142 L 21351	000 200 00000	000	HORACE MANN ANNUITY	0.00
142 L 21351	000 440 00000	000	HORACE MANN ANNUITY	0.00
142 L 21351	000 580 00000	000	HORACE MANN ANNUITY	0.00
<hr/>				0.00
142 L 21351	---	---	-----	---
142 L 21353	000 000 00000	000		0.00
142 L 21353	000 010 00000	000	DAVIS VISION	0.00
142 L 21353	000 100 00000	000	DAVIS VISION	160.41CR
142 L 21353	000 160 00000	000	DAVIS VISION	0.00
142 L 21353	000 200 00000	000	DAVIS VISION	0.00
142 L 21353	000 440 00000	000	DAVIS VISION	0.00
142 L 21353	000 580 00000	000	DAVIS VISION	0.00
142 L 21353	000 800 00000	000	DAVIS VISION	0.00
142 L 21353	000 900 00000	000	DAVIS VISION	160.41
142 L 21353	000 937 00000	000		0.00
<hr/>				0.00
142 L 21353	---	---	-----	---
142 L 21354	000 000 00000	000	ONE AMERICA	0.00
142 L 21354	000 100 00000	000	ONE AMERICA	0.00
142 L 21354	000 160 00000	000	ONE AMERICA	0.00
142 L 21354	000 200 00000	000	ONE AMERICA	0.00
142 L 21354	000 440 00000	000	ONE AMERICA	0.00
142 L 21354	000 580 00000	000	ONE AMERICA	0.00
142 L 21354	000 800 00000	000	ONE AMERICA	0.00
142 L 21354	000 891 00000	000	ONE AMERICA	0.00
142 L 21354	000 900 00000	000	ONE AMERICA	0.00
142 L 21354	000 901 00000	000	ARP IDEA PART B	0.00
142 L 21354	000 910 00000	000	ONE AMERICA	0.00
142 L 21354	000 937 00000	000		0.00
<hr/>				0.00
142 L 21354	---	---	-----	---
142 L 21356	000 100 00000	000	TRUSTMARK	32.87CR
142 L 21356	000 160 00000	000	TRUSTMARK	0.00
142 L 21356	000 200 00000	000	TRUSTMARK	0.00
142 L 21356	000 900 00000	000	TRUSTMARK	0.00
<hr/>				32.87CR
142 L 21356	---	---	-----	---
142 L 21357	000 100 00000	000	MODERN WOODMEN INS PAYABL	0.00
<hr/>				0.00
142 L 21357	---	---	-----	---
142 L 21358	000 100 00000	000	HYBRID TAXED CONTRIBUTION	0.00
142 L 21358	000 890 00000	000		0.00
142 L 21358	000 896 00000	000	HYBRID TAXED CONTRIBUTION	160.00
142 L 21358	000 898 00000	000		0.00
142 L 21358	000 934 00000	000	HYBRID TAXED CONTRIBUTION	0.00
142 L 21358	000 935 00000	000	HYBRID TAXED CONTRIBUTION	0.00
142 L 21358	000 937 00000	000	HYBRID TAXED CONTRIBUTION	160.00CR
<hr/>				0.00
142 L 21358	---	---	-----	---
142 L 21359	000 000 00000	000	HYBRID PRETAXED CONTRIBUTION	0.00
142 L 21359	000 010 00000	000		0.00
142 L 21359	000 100 00000	000	HYBRID PRETAXED CONTRIBUTION	0.00
142 L 21359	000 200 00000	000	HYBRID PRETAXED CONTRIBUTION	0.00
142 L 21359	000 440 00000	000	HYBRID PRETAXED CONTRIBUTION	0.00

Fnd T Acct	Obj	Prj	Loc	Prg	Account Level Description	Amount
L					Liability	
142 L 21359	000	720	00000	000		0.00
142 L 21359	000	890	00000	000		0.00
142 L 21359	000	891	00000	000	HYBRID PRETAXED CONTRIBUTION	0.00
142 L 21359	000	896	00000	000		0.00
142 L 21359	000	898	00000	000		0.00
142 L 21359	000	900	00000	000	HYBRID PRETAXED CONTRIBUTION	0.00
142 L 21359	000	901	00000	000		0.00
142 L 21359	000	930	00000	000		0.00
142 L 21359	000	931	00000	000		0.00
142 L 21359	000	934	00000	000		0.00
142 L 21359	000	935	00000	000		0.00
142 L 21359	000	937	00000	000		0.00
142 L 21359	000	938	00000	000		0.00
142 L 21359	000	940	00000	000		0.00
142 L 21359	---	---	-----	---		0.00
142 L 21360	000	100	00000	000	GARNISHMENTS AND LEVIES	0.00
142 L 21360	000	900	00000	000	GARNISHMENTS AND LEVIES	0.00
142 L 21360	000	934	00000	000		0.00
142 L 21360	000	935	00000	000		0.00
142 L 21360	---	---	-----	---		0.00
142 L 21362	000	000	00000	000		0.00
142 L 21362	000	100	00000	000	USABLE LIFE INS	0.00
142 L 21362	000	200	00000	000	USABLE LIFE INS	0.00
142 L 21362	000	580	00000	000	USABLE LIFE INS	0.00
142 L 21362	000	800	00000	000	USABLE Life	0.00
142 L 21362	000	900	00000	000	USABLE LIFE INS	0.00
142 L 21362	000	910	00000	000	USABLE LIFE INS	0.00
142 L 21362	201	000	00000	000		0.00
142 L 21362	201	100	00000	000	SOCIAL SECURITY	0.00
142 L 21362	201	200	00000	000	SOCIAL SECURITY	0.00
142 L 21362	201	900	00000	000	SOCIAL SECURITY	0.00
142 L 21362	201	910	00000	000	SOCIAL SECURITY	0.00
142 L 21362	204	000	00000	000		0.00
142 L 21362	204	100	00000	000	STATE RETIREMENT	0.00
142 L 21362	204	200	00000	000	STATE RETIREMENT	0.00
142 L 21362	204	900	00000	000	STATE RETIREMENT	0.00
142 L 21362	204	910	00000	000	STATE RETIREMENT	0.00
142 L 21362	207	000	00000	000		0.00
142 L 21362	207	100	00000	000	MEDICAL INSURANCE	0.00
142 L 21362	207	160	00000	000	MEDICAL INSURANCE	0.00
142 L 21362	207	200	00000	000	MEDICAL INSURANCE	0.00
142 L 21362	207	900	00000	000	MEDICAL INSURANCE	0.00
142 L 21362	207	910	00000	000	MEDICAL INSURANCE	0.00
142 L 21362	212	000	00000	000		0.00
142 L 21362	212	100	00000	000	MEDICARE	0.00
142 L 21362	212	200	00000	000	MEDICARE	0.00
142 L 21362	212	900	00000	000	MEDICARE	0.00
142 L 21362	212	910	00000	000	MEDICARE	0.00
142 L 21362	---	---	-----	---		0.00
142 L 21365	000	010	00000	000		0.00
142 L 21365	000	100	00000	000	WAGeworks	1,407.37
142 L 21365	000	200	00000	000	WAGeworks	0.00

Fnd T Acct	Obj Prj Loc	Prg	Account Level Description	Amount
L			Liability	
142 L 21365 000 580 00000 000			WAGWORKS	0.00
142 L 21365 000 900 00000 000			WAGWORKS	0.00
142 L 21365 000 912 00000 000				0.00
142 L 21365 --- --- ----- ---				1,407.37
142 L 21366 000 100 00000 000				0.00
142 L 21366 000 200 00000 000				0.00
142 L 21366 000 900 00000 000			LSW/VALUE TEACH	0.00
142 L 21366 000 937 00000 000				0.00
142 L 21366 --- --- ----- ---				0.00
142 L 21370 000 010 00000 000			AIG RETIREMENT (VALIC)	0.00
142 L 21370 000 100 00000 000			AIG RETIREMENT (VALIC)	0.00
142 L 21370 000 200 00000 000			AIG RETIREMENT (VALIC)	0.00
142 L 21370 000 440 00000 000			AIG RETIREMENT (VALIC)	0.00
142 L 21370 --- --- ----- ---				0.00
142 L 21380 000 010 00000 000			CREDIT UNION DEDUCTION	0.00
142 L 21380 000 100 00000 000			CREDIT UNION DEDUCTION	0.00
142 L 21380 000 580 00000 000			CREDIT UNION DEDUCTION	0.00
142 L 21380 --- --- ----- ---				0.00
142 L 21390 000 010 00000 000			NEA TEA WCEA DUES	0.00
142 L 21390 000 100 00000 000			NEA TEA WCEA DUES	0.00
142 L 21390 000 200 00000 000			NEA TEA WCEA DUES	0.00
142 L 21390 000 580 00000 000			NEA TEA WCEA DUES	0.00
142 L 21390 000 900 00000 000			NEA TEA WCEA DUES	0.00
142 L 21390 --- --- ----- ---				0.00
142 L 21392 000 900 00000 000				0.00
142 L 21392 --- --- ----- ---				0.00
142 L 21500 000 000 00000 000				164.35CR
142 L 21500 000 010 00000 000			DUE TO OTHER FUNDS	5,038.48CR
142 L 21500 000 100 00000 000			DUE TO OTHER FUNDS	0.00
142 L 21500 000 160 00000 000			DUE TO OTHER FUNDS	21.99
142 L 21500 000 200 00000 000			DUE TO OTHER FUNDS	6,694.59
142 L 21500 000 300 00000 000			DUE TO OTHER FUNDS	0.00
142 L 21500 000 440 00000 000			DUE TO OTHER FUNDS	15.74
142 L 21500 000 720 00000 000			DUE TO OTHER FUNDS	0.00
142 L 21500 000 800 00000 000			DUE TO OTHER FUNDS	0.00
142 L 21500 000 891 00000 000			DUE TO OTHER FUNDS	0.00
142 L 21500 000 892 00000 000			DUE TO OTHER FUNDS	0.00
142 L 21500 000 894 00000 000			DUE TO OTHER FUNDS	0.00
142 L 21500 000 896 00000 000			Due To Other Funds	2,654.69
142 L 21500 000 900 00000 000			DUE TO OTHER FUNDS	7,594.31
142 L 21500 000 901 00000 000			DUE TO OTHER FUNDS	242.78CR
142 L 21500 000 910 00000 000			DUE TO OTHER FUNDS	491.72
142 L 21500 000 934 00000 000			DUE TO OTHER FUNDS	59,829.31CR
142 L 21500 000 935 00000 000			DUE TO OTHER FUNDS	6,284.80CR
142 L 21500 000 938 00000 000			BEST FOR ALL DISTRICT GRANT	274.00
142 L 21500 000 940 00000 000			Due To Other Funds	4,993.97CR
142 L 21500 --- --- ----- ---				58,806.65CR
142 L 21530 000 000 00000 000			DUE TO STATE OF TENNESSEE	0.00

Fnd T Acct	Obj Prj Loc	Prg	Account Level Description	Amount
L			Liability	
142 L 21530 000 010 00000 000			DUE TO STATE OF TENNESSEE	0.00
142 L 21530 000 200 00000 000			DUE TO STATE OF TENNESSEE	0.00
142 L 21530 000 800 00000 000			DUE TO STATE OF TN	0.00
142 L 21530 000 892 00000 000			Due to State of Tennessee	0.00
142 L 21530 000 900 00000 000			DUE TO STATE OF TENNESSEE	0.00
142 L 21530 --- --- ----- ---				0.00
142 L 21535 000 100 00000 000			DAVIS VISION	0.00
142 L 21535 --- --- ----- ---				0.00
142 L 21900 000 000 00000 000				0.00
142 L 21900 000 010 00000 000			OTHER CURRENT LIABILITIES	0.00
142 L 21900 000 100 00000 000			OTHER CURRENT LIABILITIES	0.00
142 L 21900 000 160 00000 000			OTHER CURRENT LIABILITIES	0.00
142 L 21900 000 200 00000 000			OTHER CURRENT LIABILITIES	0.00
142 L 21900 000 440 00000 000			OTHER CURRENT LIABILITIES	0.00
142 L 21900 000 720 00000 000				0.00
142 L 21900 000 800 00000 000			OTHER CURRENT LIABILITIES	0.00
142 L 21900 000 890 00000 000				0.00
142 L 21900 000 891 00000 000			OTHER CURRENT LIABILITIES	0.00
142 L 21900 000 894 00000 000			OTHER CURRENT LIABILITIES	0.00
142 L 21900 000 895 00000 000			OTHER CURRENT LIABILITIES	0.00
142 L 21900 000 896 00000 000			OTHER CURRENT LIABILITIES	0.00
142 L 21900 000 898 00000 000				0.00
142 L 21900 000 900 00000 000			OTHER CURRENT LIABILITIES	0.00
142 L 21900 000 901 00000 000				0.00
142 L 21900 000 910 00000 000			OTHER CURRENT LIABILITIES	0.00
142 L 21900 000 912 00000 000				0.00
142 L 21900 000 930 00000 000				0.00
142 L 21900 000 931 00000 000				0.00
142 L 21900 000 934 00000 000				0.00
142 L 21900 000 935 00000 000				0.00
142 L 21900 000 937 00000 000				0.00
142 L 21900 000 938 00000 000				0.00
142 L 21900 000 940 00000 000				0.00
142 L 21900 000 950 00000 000				0.00
142 L 21900 --- --- ----- ---				0.00
142 L ----- --- --- ----- ---				56,429.88CR
Q			Equity	
142 Q 34100 000 800 00000 000			PO PAYABLE	0.00
142 Q 34100 --- --- ----- ---				0.00
142 Q 34110 000 000 00000 000			PURCHASE ORDER PAYABLE	0.00
142 Q 34110 000 100 00000 000			PURCHASE ORDER PAYABLE	0.00
142 Q 34110 000 160 00000 000			PURCHASE ORDER PAYABLE	0.00
142 Q 34110 000 200 00000 000			PURCHASE ORDER PAYABLE	0.00
142 Q 34110 000 440 00000 000			PURCHASE ORDER PAYABLE	0.00
142 Q 34110 000 800 00000 000			PURCHASE ORDER PAYABLE	0.00
142 Q 34110 000 891 00000 000			PURCHASE ORDER PAYABLE	0.00

						Account Level	Amount	
Fnd	T	Acct	Obj	Prj	Loc	Prg	Description	
Q							Equity	
142	Q	34110	000	892	00000	000	PURCHASE ORDER PAYABLE	0.00
142	Q	34110	000	893	00000	000	PURCHASE ORDER PAYABLE	0.00
142	Q	34110	---	---	-----	---		0.00
142	Q	34111	000	000	00000	000		0.00
142	Q	34111	---	---	-----	---		0.00
142	Q	34120	000	000	00000	000		0.00
142	Q	34120	---	---	-----	---		0.00
142	Q	34555	000	010	00000	000	RESTRICTED FOR ED.-CARRY FORW	198.45CR
142	Q	34555	000	100	00000	000	RESTRICTED FOR ED.-CARRY FORW	576.88CR
142	Q	34555	000	901	00000	000	RESTRICTED FOR ED.-CARRY FORW	9,090.60CR
142	Q	34555	000	937	00000	000	RESTRICTED FOR ED.-CARRY FORW	16,811.65CR
142	Q	34555	---	---	-----	---		26,677.58CR
142	Q	39000	000	000	00000	000		1,500,260.55CR
142	Q	39000	000	010	00000	000	REV EXP SUMMARY FLOW THROUGH	13,279.57CR
142	Q	39000	000	100	00000	000	REV EXP SUMMARY FLOW THROUGH	198.45
142	Q	39000	000	101	00000	000		0.00
142	Q	39000	000	160	00000	000	REV EXP SUMMARY FLOW THROUGH	15,905.59
142	Q	39000	000	171	00000	000		0.00
142	Q	39000	000	172	00000	000		0.00
142	Q	39000	000	200	00000	000	REV EXP SUMMARY FLOW THROUGH	576.88
142	Q	39000	000	440	00000	000	REV EXP SUMMARY FLOW THROUGH	0.00
142	Q	39000	000	700	00000	000		0.00
142	Q	39000	000	705	00000	000		0.00
142	Q	39000	000	720	00000	000		0.00
142	Q	39000	000	800	00000	000	REV EXP SUMMARY FLOW THROUGH	9,742.81
142	Q	39000	000	801	00000	000	REV EXP SUMMARY FLOW THROUGH	21,255.11
142	Q	39000	000	802	00000	000		0.00
142	Q	39000	000	803	00000	000		0.00
142	Q	39000	000	890	00000	000		1,389.54
142	Q	39000	000	891	00000	000	REV EXP SUMMARY FLOW THROUGH	0.00
142	Q	39000	000	892	00000	000	REV EXP SUMMARY FLOW THROUGH	0.00
142	Q	39000	000	893	00000	000	REV EXP SUMMARY FLOW THROUGH	0.00
142	Q	39000	000	894	00000	000	REV EXP SUMMARY FLOW THROUGH	0.00
142	Q	39000	000	895	00000	000	REV EXP SUMMARY FLOW THROUGH	0.00
142	Q	39000	000	896	00000	000	REV EXP SUMMARY FLOW THROUGH	5,182.12
142	Q	39000	000	897	00000	000		0.00
142	Q	39000	000	898	00000	000		7,143.55
142	Q	39000	000	899	00000	000		0.00
142	Q	39000	000	900	00000	000	REV EXP SUMMARY FLOW THROUGH	15,098.68
142	Q	39000	000	901	00000	000		0.00
142	Q	39000	000	910	00000	000	REV EXP SUMMARY FLOW THROUGH	0.00
142	Q	39000	000	911	00000	000		0.00
142	Q	39000	000	912	00000	000		6,990.04
142	Q	39000	000	930	00000	000		0.00
142	Q	39000	000	931	00000	000		0.00
142	Q	39000	000	932	00000	000		0.00
142	Q	39000	000	933	00000	000		0.00
142	Q	39000	000	934	00000	000		0.00
142	Q	39000	000	935	00000	000		0.00
142	Q	39000	000	936	00000	000		0.00
142	Q	39000	000	937	00000	000		45,434.73

Account Level						Amount		
Fnd	T	Acct	Obj	Prj	Loc	Prg	Description	
Q							Equity	
142	Q	39000	000	938	00000	000		0.00
142	Q	39000	000	939	00000	000		0.00
142	Q	39000	000	940	00000	000		0.00
142	Q	39000	000	941	00000	000		0.00
142	Q	39000	000	950	00000	000		0.00
142	Q	39000	000	951	00000	000		0.00
142	Q	39000	000	952	00000	000		0.00
142	Q	39000	---	---	-----	---		1,384,622.62CR
142	Q	-----	---	---	-----	---		1,411,300.20CR
								=====
Grand Asset Totals								1,467,730.08
Grand Liability Totals								56,429.88CR
Grand Equity Totals								1,411,300.20CR
Grand Totals								0.00

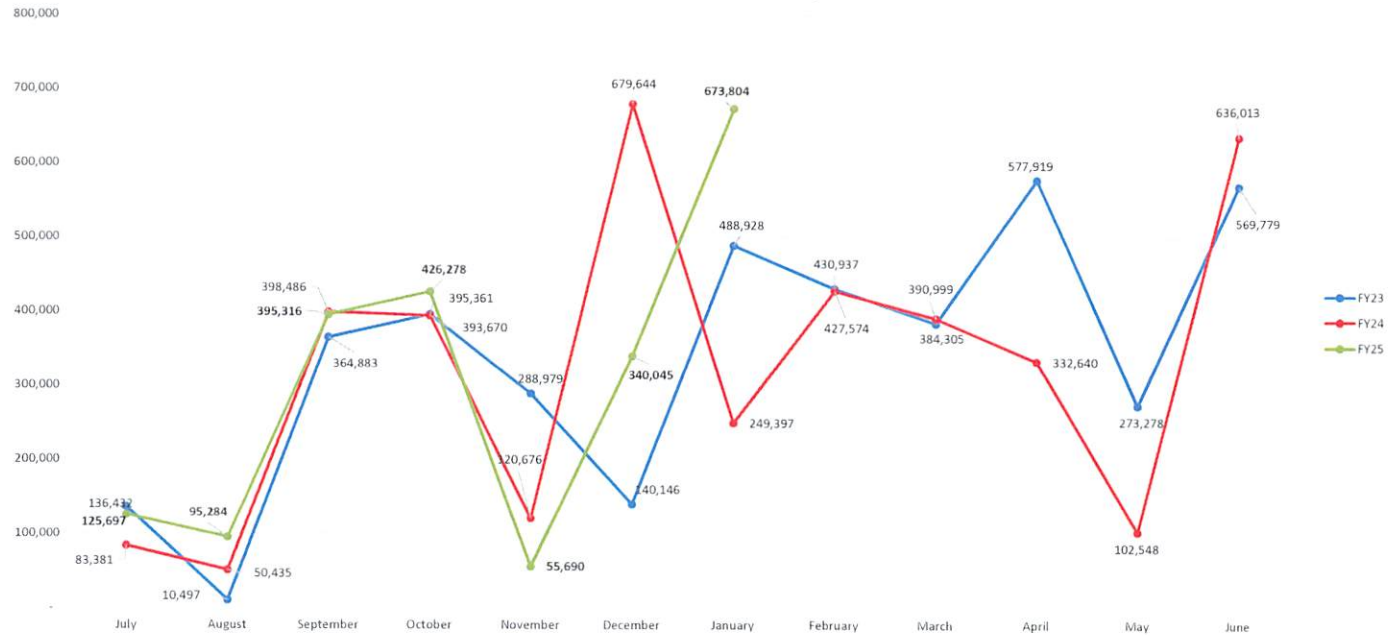
Number of Accounts: 615

***** End of report *****

Revenue Comparison

	July	August	September	October	November	December	January	February	March	April	May	June	Totals-January 2025
FY21	180,856	132,392	4,635	279,041	290,918	265,988	316,656	273,936	253,342	383,828	476,272	261,460	1,153,830
FY22	188	238,593	43,480	465,326	869,463	545,619	349,424	478,400	550,353	730,850	573,429	468,239	2,162,669
FY23	136,432	10,497	364,883	395,361	288,979	140,146	488,928	430,937	384,305	577,919	273,278	569,779	1,336,299
FY24	83,381	50,435	398,486	393,670	120,676	679,644	249,397	427,574	390,999	332,640	102,548	636,013	1,726,292
FY25	125,697	95,284	395,316	426,278	55,690	340,045	673,804						2,112,114
Net Change PY	42,316	44,849	(3,170)	32,608	(64,986)	(339,600)	424,407						385,822
													PY % Change 22%

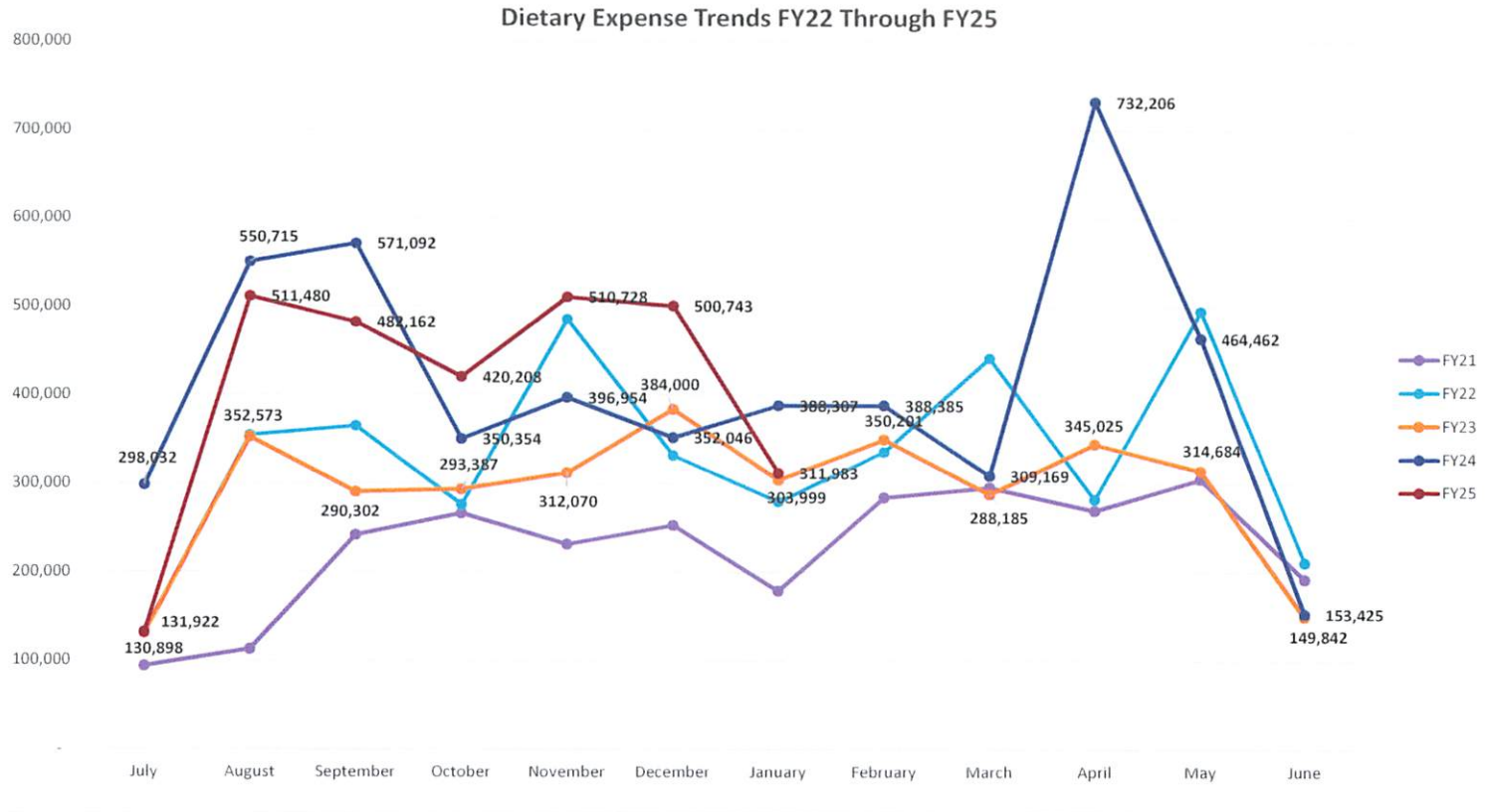
Dietary Revenue Trends FY22 Through FY25



Expense Comparison

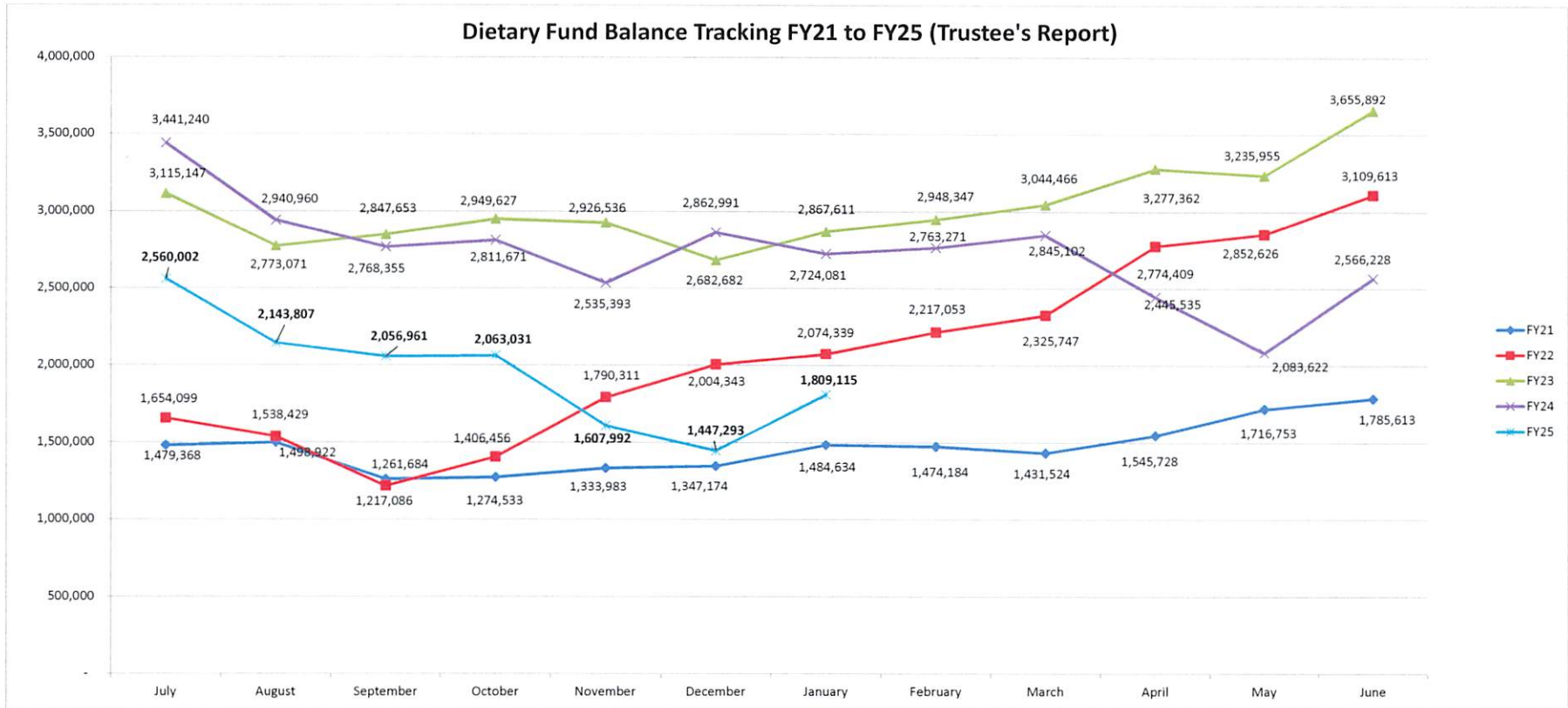
	July	August	September	October	November	December	January	February	March	April	May	June	Totals-January 2025
FY21	93,828	112,838	241,872	266,192	231,469	252,797	179,196	284,385	296,002	269,623	305,248	192,600	1,198,996
FY22	131,701	354,264	364,824	275,956	485,607	331,587	279,428	335,685	441,659	282,188	495,212	211,252	1,943,939
FY23	130,898	352,573	290,302	293,387	312,070	384,000	303,999	350,201	288,185	345,025	314,684	149,842	1,763,230
FY24	298,032	550,715	571,092	350,354	396,954	352,046	388,307	388,385	309,169	732,206	464,462	153,425	2,519,193
FY25	131,922	511,480	482,162	420,208	510,728	500,743	311,983						2,869,227

Net Change PY	(166,110)	(39,236)	(88,930)	69,854	113,775	148,697	(76,324)						350,033
													PY% Change 14%



Dietary Fund Balance

	July	August	September	October	November	December	January	February	March	April	May	June
FY17	6,202	(380)	87,719	(66,933)	(96,404)	(260,230)	(170,632)	(67,070)	(94,864)	(76,733)	(74,830)	84,303
FY18	81,487	10,761	28,355	23,814	82,977	36,830	147,998	48,470	185,611	215,506	186,942	312,172
FY19	311,869	220,005	227,069	112,592	210,288	207,552	396,827	448,818	501,337	620,464	695,028	770,132
FY20	816,142	703,889	732,436	562,564	856,627	839,293	953,189	976,954	945,748	723,166	1,157,314	1,392,339
FY21	1,479,368	1,498,922	1,261,684	1,274,533	1,333,983	1,347,174	1,484,634	1,474,184	1,431,524	1,545,728	1,716,753	1,785,613
FY22	1,654,099	1,538,429	1,217,086	1,406,456	1,790,311	2,004,343	2,074,339	2,217,053	2,325,747	2,774,409	2,852,626	3,109,613
FY23	3,115,147	2,773,071	2,847,653	2,847,653	2,949,627	2,926,536	2,682,682	2,867,611	2,948,347	3,044,466	3,277,362	3,655,892
FY24	3,441,240	2,940,960	2,768,355	2,811,671	2,535,393	2,682,682	2,724,081	2,763,271	2,845,102	2,445,535	2,083,622	2,566,228
FY25	2,560,002	2,143,807	2,056,961	2,063,031	1,607,992	1,447,293	1,809,115					
Variance From PY	(881,238)	(797,153)	(711,393)	(748,640)	(927,401)	(1,415,697)	(914,967)					
Variance From PM	(6,225)	(416,195)	(86,846)	6,069	(455,039)	(160,699)	361,821					



DBHS Chart of Accounts
L-Accounts are Restricted Accounts
2/24/2025

Account Number							
Fnd T Acct	Obj Prj Loc	Prg	Beginning Balance	Debit Amount	Credit Amount	Ending Balance	Account Level Description
145 A	00000 000 000	15000 100	\$ 732,254.14	\$ 451,840.29	\$ 398,196.27	\$ 785,898.16	CASH IN BANK - CHECKING
Account Number							
Fnd T Acct	Obj Prj Loc	Prg	Beginning Balance	Debit Amount	Credit Amount	Ending Balance	Account Level Description
145 L	00000 000 000	15000 715	\$ (294.08)	\$ 358.55	\$ 476.00	\$ (411.53)	SCIENCE-HORN
145 L	00000 000 000	15000 800	\$ (97.75)	\$ -	\$ -	\$ (97.75)	ACADEMIC TEAM
145 L	00000 000 000	15000 200	\$ 0.33	\$ -	\$ -	\$ 0.33	ACCOUNTS PAYABLE
145 L	00000 000 000	15000 900	\$ (2,012.66)	\$ 1,997.33	\$ 741.52	\$ (756.85)	ADMINISTRATIVE
145 L	00000 000 000	15000 803	\$ (12,913.82)	\$ 250.00	\$ 670.84	\$ (13,334.66)	ART
145 L	00000 000 000	15000 616	\$ (110.00)	\$ -	\$ -	\$ (110.00)	ATHLETIC EQUIPMENT
145 L	00000 000 000	15000 602	\$ -	\$ -	\$ -	\$ -	ATHLETIC RESERVE
145 L	00000 000 000	15000 620	\$ (1,980.49)	\$ 11,166.28	\$ 10,258.00	\$ (1,072.21)	ATHLETICS - MIDDLE SCHOOL
145 L	00000 000 000	15000 601	\$ -	\$ -	\$ -	\$ -	ATHLETICS - OTHER
145 L	00000 000 000	15000 617	\$ (5,536.18)	\$ 10,023.92	\$ 9,110.00	\$ (4,622.26)	ATHLETICS - SP/RESERVE
145 L	00000 000 000	15000 614	\$ (5,159.13)	\$ 2,917.61	\$ 334.00	\$ (2,575.52)	ATHLETICS - TRAINING ROOM
145 L	00000 000 000	15000 615	\$ (720.35)	\$ -	\$ -	\$ (720.35)	ATHLETICS - WEIGHT ROOM
145 L	00000 000 000	15000 600	\$ (28,451.94)	\$ 129,797.97	\$ 112,234.61	\$ (10,888.58)	ATHLETICS-GENERAL
145 L	00000 000 000	15000 914	\$ (7,756.89)	\$ 6,062.92	\$ -	\$ (1,693.97)	BAND
145 L	00000 000 000	15000 604	\$ (13,593.16)	\$ 10,825.37	\$ 6,000.00	\$ (8,767.79)	BASEBALL
145 L	00000 001 000	15000 605	\$ (7,359.77)	\$ 9,294.88	\$ 5,130.00	\$ (3,194.89)	BASKETBALL - BOYS
145 L	00000 002 000	15000 605	\$ (774.72)	\$ 11,665.03	\$ 15,166.00	\$ (4,275.69)	BASKETBALL - GIRLS
145 L	00000 000 000	15000 807	\$ (447.55)	\$ -	\$ 416.00	\$ (863.55)	BETA CLUB
145 L	00000 001 000	15000 915	\$ -	\$ -	\$ -	\$ -	BIOLOGY
145 L	00000 001 000	15000 916	\$ (64.45)	\$ -	\$ -	\$ (64.45)	BIOLOGY - BARR
145 L	00000 000 000	15000 734	\$ (116.25)	\$ -	\$ -	\$ (116.25)	BIOLOGY - CARR
145 L	00000 001 000	15000 917	\$ (923.47)	\$ -	\$ -	\$ (923.47)	BIOLOGY - FEATHERS
145 L	00000 000 000	15000 733	\$ (14.76)	\$ -	\$ -	\$ (14.76)	BIOLOGY - KELLEY
145 L	00000 002 000	15000 916	\$ -	\$ -	\$ -	\$ -	BIOLOGY - KIERNAN
145 L	00000 000 000	15000 735	\$ (383.80)	\$ 16.73	\$ 115.00	\$ (482.07)	BIOLOGY - KRTAUSCH
145 L	00000 000 000	15000 603	\$ (8,976.71)	\$ 16,427.85	\$ 19,836.85	\$ (12,385.71)	BLAZER ATHLETIC SUPPORT
145 L	00000 000 000	15000 970	\$ (136.64)	\$ -	\$ -	\$ (136.64)	BOARD ALLOCATION - ATTENDANCE
145 L	00000 000 000	15000 971	\$ -	\$ -	\$ -	\$ -	BOARD ALLOCATION - COPIER
145 L	00000 000 000	15000 972	\$ (3.00)	\$ -	\$ -	\$ (3.00)	BOARD ALLOCATION - MATERIALS
145 L	00000 000 000	15000 919	\$ (2,180.36)	\$ 126.00	\$ -	\$ (2,054.36)	BUILDING TRADES
145 L	00000 000 000	15000 606	\$ (4,551.84)	\$ 17,369.92	\$ 14,737.13	\$ (1,919.05)	CHEERLEADING
145 L	00000 001 000	15000 921	\$ (29.67)	\$ -	\$ -	\$ (29.67)	CHEMISTRY - CARR
145 L	00000 002 000	15000 921	\$ (236.60)	\$ -	\$ -	\$ (236.60)	CHEMISTRY - CARR
145 L	00000 000 000	15000 825	\$ (1,173.00)	\$ -	\$ -	\$ (1,173.00)	CHIC FIL A ACADEMY
145 L	00000 000 000	15000 923	\$ (20,635.80)	\$ 14,939.57	\$ 10,136.66	\$ (15,832.89)	CHORUS
145 L	00000 000 000	15000 924	\$ (3,643.28)	\$ 11,608.01	\$ 24,405.00	\$ (16,440.27)	CIVIL WAR HISTORY
145 L	00000 000 000	15000 721	\$ (3,231.63)	\$ 100.22	\$ 370.00	\$ (3,501.41)	CLASS OF 2025
145 L	00000 000 000	15000 716	\$ -	\$ -	\$ 370.00	\$ (370.00)	CLASS OF 2026
145 L	00000 000 000	15000 736	\$ (444.83)	\$ -	\$ -	\$ (444.83)	COMMUNICATIONS TECHNOLOGY
145 L	00000 000 000	15000 928	\$ (651.00)	\$ 126.00	\$ 533.00	\$ (1,058.00)	COSMETOLOGY
145 L	00000 000 000	15000 619	\$ (11,046.06)	\$ 17,297.53	\$ 6,309.00	\$ (57.53)	CROSS COUNTRY & TRACK
145 L	00000 000 000	15000 840	\$ (1,376.75)	\$ 3,290.64	\$ 4,626.00	\$ (2,712.11)	DANCE TEAM
145 L	00000 000 000	15000 929	\$ (12.93)	\$ -	\$ -	\$ (12.93)	DIVERSIFIED TECHNOLOGY
145 L	00000 000 000	15000 930	\$ (1,193.82)	\$ -	\$ -	\$ (1,193.82)	DRAFTING
145 L	00000 000 000	15000 814	\$ (2,482.38)	\$ 3,330.82	\$ 1,676.96	\$ (828.52)	DRAMA CLUB
145 L	00000 000 000	15000 931	\$ -	\$ -	\$ -	\$ -	DRIVERS EDUCATION
145 L	00000 000 000	15000 932	\$ (563.53)	\$ -	\$ -	\$ (563.53)	ECOLOGY
145 L	00000 000 000	15000 933	\$ (1,509.71)	\$ 151.00	\$ -	\$ (1,358.71)	ELECTRICITY
145 L	00000 000 000	15000 710	\$ (691.39)	\$ -	\$ -	\$ (691.39)	ENGLISH
145 L	00000 000 000	15000 709	\$ (90.00)	\$ -	\$ -	\$ (90.00)	ENGLISH -CLARK
145 L	00000 000 000	15000 934	\$ (344.37)	\$ -	\$ 250.00	\$ (594.37)	ENGLISH-709
145 L	00000 000 000	15000 737	\$ (148.36)	\$ -	\$ -	\$ (148.36)	ENVIRONMENTAL SCIENCE
145 L	00000 000 000	15000 969	\$ -	\$ -	\$ -	\$ -	EPIC
145 L	00000 000 000	15000 908	\$ (211.49)	\$ -	\$ -	\$ (211.49)	EPSO Grant
145 L	00000 000 000	15000 958	\$ -	\$ 183.70	\$ 281.70	\$ (98.00)	FACULTY FUND
145 L	00000 000 000	15000 935	\$ (180.42)	\$ 196.00	\$ 20.00	\$ (4.42)	FAMILY AND CONSUMER SCIENCE
145 L	00000 000 000	15000 936	\$ -	\$ 954.38	\$ 1,200.00	\$ (245.62)	FARM ACCOUNT/SHOW TEAMS
145 L	00000 000 000	15000 817	\$ (927.15)	\$ -	\$ -	\$ (927.15)	FCA
145 L	00000 000 000	15000 720	\$ (1,125.88)	\$ -	\$ -	\$ (1,125.88)	FCCLA II - SERVICE PROJECTS
145 L	00000 000 000	15000 819	\$ (14,155.51)	\$ 7,370.97	\$ 7,862.84	\$ (14,647.38)	FFA
145 L	00000 000 000	15000 821	\$ (205.40)	\$ -	\$ -	\$ (205.40)	FISHING CLUB
145 L	00000 000 000	15000 607	\$ (566.50)	\$ -	\$ -	\$ (566.50)	FOOTBALL
145 L	00000 000 000	15000 822	\$ (302.09)	\$ 257.09	\$ 86.00	\$ (131.00)	FRENCH CLUB

145 L 00000 000 000 15000 801	\$	(507.46)	\$	-	\$	-	\$	(507.46)	FUTURE TEACHERS OF AMERICA
145 L 00000 000 000 15000 939	\$	(90.73)	\$	-	\$	-	\$	(90.73)	GEOLOGY
145 L 00000 000 000 15000 621	\$	(1,164.28)	\$	4,757.94	\$	7,295.60	\$	(3,701.94)	GIRLS SOCCER
145 L 00000 000 000 15000 818	\$	(590.38)	\$	-	\$	-	\$	(590.38)	GO-CART
145 L 00000 000 000 15000 608	\$	(13,355.53)	\$	17,106.00	\$	16,900.00	\$	(13,149.53)	GOLF
145 L 00000 000 000 15000 907	\$	(1.00)	\$	-	\$	-	\$	(1.00)	GRAD GIVES
145 L 00000 000 000 15000 906	\$	(11,963.50)	\$	383.04	\$	620.00	\$	(12,200.46)	GUIDANCE
145 L 00000 000 000 15000 943	\$	(16,019.86)	\$	4,787.19	\$	311.12	\$	(11,543.79)	HORTICULTURE
145 L 00000 000 000 15000 712	\$	-	\$	-	\$	200.00	\$	(200.00)	HOSA- HANNAH'S GRACE
145 L 00000 000 000 15000 826	\$	(5,175.18)	\$	6,467.75	\$	13,618.73	\$	(12,326.16)	HOSA II
145 L 00000 000 000 15000 920	\$	-	\$	140.00	\$	180.00	\$	(40.00)	HVAC
145 L 00000 000 000 15000 944	\$	-	\$	-	\$	-	\$	-	INFORMATION TECHNOLOGY
145 L 00000 000 000 15000 827	\$	(1,820.38)	\$	134.40	\$	497.00	\$	(2,182.98)	INTERNATIONAL CLUB
145 L 00000 001 000 15000 946	\$	(97,686.09)	\$	12,581.97	\$	37,116.77	\$	(122,220.89)	JROTC - MISCELLANEOUS
145 L 00000 002 000 15000 946	\$	-	\$	-	\$	-	\$	-	JROTC - OFFICERS
145 L 00000 005 000 15000 903	\$	(48.82)	\$	-	\$	-	\$	(48.82)	JROTC GRANT
145 L 00000 000 000 15000 828	\$	(304.43)	\$	5,610.05	\$	5,543.00	\$	(237.38)	KEY CLUB
145 L 00000 000 000 15000 948	\$	(2,117.31)	\$	95.98	\$	-	\$	(2,021.33)	KEYBOARDING
145 L 00000 000 000 15000 962	\$	(336.86)	\$	-	\$	-	\$	(336.86)	LIBRARY
145 L 00000 000 000 15000 806	\$	(5,120.06)	\$	6,876.04	\$	9,000.00	\$	(7,244.02)	MARKETING EDUCATION
145 L 00000 002 000 15000 950	\$	(552.00)	\$	-	\$	-	\$	(552.00)	MATH
145 L 00000 003 000 15000 950	\$	-	\$	-	\$	-	\$	-	MATH
145 L 00000 001 000 15000 950	\$	(52.36)	\$	-	\$	-	\$	(52.36)	MATH - HILL
145 L 00000 000 000 15000 955	\$	(1,687.07)	\$	-	\$	-	\$	(1,687.07)	MERCY / BENEVOLENCE FUND
145 L 00000 000 000 15000 909	\$	(0.93)	\$	-	\$	-	\$	(0.93)	MIDDLE SCHOOL BAND
145 L 00000 000 000 15000 844	\$	(34.95)	\$	-	\$	-	\$	(34.95)	MULTICULTURAL CLUB
145 L 00000 000 000 15000 832	\$	(1,522.50)	\$	-	\$	-	\$	(1,522.50)	NATIONAL HONOR SOCIETY
145 L 00000 000 000 15000 805	\$	(154.47)	\$	-	\$	-	\$	(154.47)	OUTDOOR SPORTSMANSHIP
145 L 00000 001 000 15000 912	\$	(2,627.83)	\$	-	\$	-	\$	(2,627.83)	PAUL KEYS SCHOLARSHIP
145 L 00000 000 000 15000 834	\$	(70.68)	\$	-	\$	-	\$	(70.68)	PEP CLUB
145 L 00000 000 000 15000 835	\$	-	\$	-	\$	-	\$	-	PHOTOGRAPHY CLUB
145 L 00000 001 000 15000 954	\$	(8.57)	\$	-	\$	-	\$	(8.57)	PHYSICAL SCIENCE - JENNINGS
145 L 00000 002 000 15000 954	\$	-	\$	-	\$	-	\$	-	PHYSICAL SCIENCE - RHOTON
145 L 00000 000 000 15000 957	\$	(371.28)	\$	-	\$	-	\$	(371.28)	PHYSICS
145 L 00000 003 000 15000 903	\$	-	\$	-	\$	-	\$	-	QUEST GRANT (RHOTON)
145 L 00000 000 000 15000 986	\$	(699.87)	\$	-	\$	-	\$	(699.87)	RESOURCE CDC
145 L 00000 000 000 15000 925	\$	(2.00)	\$	2,848.18	\$	24,000.00	\$	(21,153.82)	ROTC RANGE IMPROVEMENT GRANT
145 L 00000 003 000 15000 912	\$	(9,571.82)	\$	125.00	\$	-	\$	(9,446.82)	ROTC SCHOLARSHIP
145 L 00000 000 000 15000 841	\$	(194.37)	\$	-	\$	-	\$	(194.37)	RURI-TEEN CLUB
145 L 00000 000 000 15000 912	\$	(7,450.00)	\$	-	\$	-	\$	(7,450.00)	SCHOLARSHIPS
145 L 00000 000 000 15000 968	\$	(1,000.13)	\$	-	\$	-	\$	(1,000.13)	SCHOOL INCENTIVES
145 L 00000 001 000 15000 981	\$	(268.39)	\$	-	\$	-	\$	(268.39)	SCIENCE - CARR
145 L 00000 000 000 15000 982	\$	-	\$	-	\$	-	\$	-	SCIENCE DEPARTMENT GRANT
145 L 00000 000 000 15000 810	\$	-	\$	-	\$	-	\$	-	SCIENCE OLYMPIAD
145 L 00000 000 000 15000 981	\$	(10.00)	\$	-	\$	-	\$	(10.00)	SCIENCE-716-HORN
145 L 00000 000 000 15000 850	\$	(20,989.93)	\$	134.89	\$	762.23	\$	(21,617.27)	SCRIB ACCOUNT
145 L 00000 000 000 15000 921	\$	(124.00)	\$	1,242.00	\$	1,278.00	\$	(160.00)	SKILLS
145 L 00000 000 000 15000 610	\$	(303.98)	\$	-	\$	-	\$	(303.98)	SOCCER
145 L 00000 000 000 15000 983	\$	(226.12)	\$	-	\$	-	\$	(226.12)	SOCIAL STUDIES - ECONOMICS
145 L 00000 000 000 15000 984	\$	(16.09)	\$	-	\$	-	\$	(16.09)	SOCIAL STUDIES - GOVERNMENT
145 L 00000 000 000 15000 609	\$	(4,964.42)	\$	975.00	\$	7,600.00	\$	(11,589.42)	SOFTBALL
145 L 00000 000 000 15000 922	\$	-	\$	-	\$	-	\$	-	SONGWRITING
145 L 00000 000 000 15000 843	\$	(786.97)	\$	276.91	\$	-	\$	(510.06)	SPANISH CLUB
145 L 00000 000 000 15000 977	\$	(37.22)	\$	215.00	\$	215.00	\$	(37.22)	SPECIAL EDUCATION
145 L 00000 000 000 15000 845	\$	(350.87)	\$	618.62	\$	648.00	\$	(380.25)	STUDENT COUNCIL
145 L 00000 000 000 15000 991	\$	(3,506.96)	\$	685.26	\$	600.00	\$	(3,421.70)	STUDENT NEEDS
145 L 00000 000 000 15000 927	\$	(245.00)	\$	85.00	\$	135.00	\$	(295.00)	TAP
145 L 00000 000 000 15000 618	\$	-	\$	-	\$	-	\$	-	TRACK
145 L 00000 000 000 15000 847	\$	(37.82)	\$	-	\$	-	\$	(37.82)	TRI M MUSIC HONOR SOCIETY
145 L 00000 000 000 15000 848	\$	(2,427.87)	\$	2,201.51	\$	2,670.00	\$	(2,896.36)	TSA
145 L 00000 000 000 15000 611	\$	(12,829.79)	\$	10,220.09	\$	5,494.27	\$	(8,103.97)	VOLLEYBALL
145 L 00000 000 000 15000 798	\$	(102,910.22)	\$	7,524.98	\$	28,470.14	\$	(123,855.38)	WANDA B DUGGER TRUST-BIOLOGY
145 L 00000 000 000 15000 799	\$	(102,910.22)	\$	9,182.94	\$	28,470.13	\$	(122,197.41)	WANDA B DUGGER TRUST-CHEMISTRY
145 L 00000 000 000 15000 612	\$	-	\$	-	\$	-	\$	-	WRESTLING
145 L 00000 000 000 15000 899	\$	(29,142.93)	\$	1,978.22	\$	1,751.02	\$	(28,915.73)	YEARBOOK

Total L-Account Balances	\$	(697,499.36)
Total A-Account Balances	\$	785,898.16

(Unreconciled) Total Unrestricted Funds \$ 88,398.80

DCHS Chart of Accounts
L-Accounts are Restricted Accounts
2/24/2025

Account Number	Fnd T Acct Obj Prj Loc Prg	Beginning Balance	Debit Amount	Credit Amount	Ending Balance	Account Level Description
145 A 00000 000 000 16000 100		\$ 638,828.86	\$ 512,644.98	\$ 470,835.12	\$ 680,638.72	CASH IN BANK - CHECKING

Account Number	Fnd T Acct Obj Prj Loc Prg	Beginning Balance	Debit Amount	Credit Amount	Ending Balance	Account Level Description
145 L 00000 000 000 16000 600		\$ (45,515.36)	\$ 131,281.34	\$ 144,096.99	\$ (58,331.01)	ATHLETICS
145 L 00000 000 000 16000 601		\$ (218.90)	\$ -	\$ -	\$ (218.90)	STAR WALK OF FAME
145 L 00000 000 000 16000 602		\$ (7,716.12)	\$ 5,121.45	\$ -	\$ (2,594.67)	ATHLETICS - RESERVE
145 L 00000 000 000 16000 603		\$ -	\$ -	\$ -	\$ -	BASKETBALL - FRESHMAN BOYS
145 L 00000 000 000 16000 604		\$ (649.75)	\$ 115.75	\$ -	\$ (534.00)	BASEBALL
145 L 00000 000 000 16000 605		\$ (13,019.88)	\$ 27,798.87	\$ 30,823.03	\$ (16,044.04)	BASKETBALL - BOYS
145 L 00000 000 000 16000 606		\$ (19,949.11)	\$ 39,441.10	\$ 24,669.18	\$ (5,177.19)	CHEERLEADING
145 L 00000 000 000 16000 607		\$ (12,650.83)	\$ 28,436.85	\$ 23,133.47	\$ (7,347.45)	FOOTBALL
145 L 00000 000 000 16000 608		\$ (628.76)	\$ 1,173.64	\$ 1,543.63	\$ (998.75)	GOLF
145 L 00000 000 000 16000 609		\$ (2,690.74)	\$ 200.00	\$ 1,750.00	\$ (4,240.74)	SOFTBALL
145 L 00000 000 000 16000 611		\$ (1,660.27)	\$ 1,251.87	\$ 699.30	\$ (1,107.70)	VOLLEYBALL
145 L 00000 000 000 16000 612		\$ (538.02)	\$ 5,195.16	\$ 4,903.00	\$ (245.86)	WRESTLING
145 L 00000 000 000 16000 613		\$ (0.03)	\$ 43,584.80	\$ 45,584.80	\$ (2,000.03)	HARDEE'S CLASSIC/ SPECIAL TOUR
145 L 00000 000 000 16000 614		\$ (5,123.11)	\$ 2,171.29	\$ 175.00	\$ (3,126.82)	ATHLETICS - TRAINING
145 L 00000 000 000 16000 615		\$ (6,998.33)	\$ 7,105.63	\$ 7,383.35	\$ (7,276.05)	BASKETBALL - GIRLS
145 L 00000 000 000 16000 617		\$ (440.00)	\$ -	\$ -	\$ (440.00)	ATHLETICS - SPECIAL PROJECTS
145 L 00000 000 000 16000 618		\$ (281.36)	\$ 75.00	\$ -	\$ (206.36)	TRACK
145 L 00000 000 000 16000 619		\$ (7,316.15)	\$ 16,130.64	\$ 22,832.00	\$ (14,017.51)	CROSS COUNTRY
145 L 00000 000 000 16000 620		\$ (6,459.15)	\$ 12,930.78	\$ 10,316.00	\$ (3,844.37)	ATHLETICS - MIDDLE SCHOOL
145 L 00000 000 000 16000 621		\$ (888.65)	\$ 217.83	\$ 1,984.00	\$ (2,654.82)	DANCE TEAM
145 L 00000 000 000 16000 622		\$ -	\$ -	\$ -	\$ -	INDOOR ATHLETIC FACILITY
145 L 00000 000 000 16000 710		\$ (1,316.63)	\$ -	\$ 200.00	\$ (1,516.63)	SOCIAL STUDIES
145 L 00000 000 000 16000 711		\$ (4,851.24)	\$ -	\$ -	\$ (4,851.24)	DIVERSIFIED TECHNOLOGY
145 L 00000 000 000 16000 714		\$ (452.19)	\$ -	\$ 820.00	\$ (1,272.19)	GRADUATION
145 L 00000 000 000 16000 715		\$ -	\$ -	\$ -	\$ -	CLASS OF 2015
145 L 00000 000 000 16000 716		\$ (4,478.34)	\$ -	\$ -	\$ (4,478.34)	CLASS OF 2028
145 L 00000 000 000 16000 717		\$ (16,096.41)	\$ 950.00	\$ -	\$ (15,146.41)	CLASS OF 2025
145 L 00000 000 000 16000 722		\$ (4,992.86)	\$ -	\$ -	\$ (4,992.86)	CLASS OF 2026
145 L 00000 000 000 16000 724		\$ (5,819.10)	\$ 300.00	\$ 1,678.00	\$ (7,197.10)	CLASS OF 2027
145 L 00000 000 000 16000 740		\$ (2,219.70)	\$ 12,624.58	\$ 15,859.00	\$ (5,454.12)	GUIDANCE/BENEVOLENCE
145 L 00000 000 000 16000 742		\$ (2,167.59)	\$ -	\$ 637.62	\$ (2,805.21)	NEEDY STUDENT FUND
145 L 00000 000 000 16000 801		\$ (24.87)	\$ -	\$ 40.00	\$ (64.87)	FUTURE TEACHERS OF AMERICA
145 L 00000 000 000 16000 802		\$ (256.89)	\$ -	\$ -	\$ (256.89)	JOURNALISM
145 L 00000 000 000 16000 803		\$ (20.00)	\$ -	\$ -	\$ (20.00)	ARK CLUB
145 L 00000 000 000 16000 804		\$ (5,256.02)	\$ 550.33	\$ 429.00	\$ (5,134.69)	AUDIO VISUAL
145 L 00000 000 000 16000 805		\$ (93.94)	\$ -	\$ 100.00	\$ (193.94)	ELECTRICAL CARPENTRY
145 L 00000 000 000 16000 806		\$ (1,742.50)	\$ 37.00	\$ 200.00	\$ (1,905.50)	AUTO MECHANICS
145 L 00000 000 000 16000 807		\$ (1,137.41)	\$ 384.00	\$ 455.00	\$ (1,208.41)	BETA CLUB
145 L 00000 000 000 16000 808		\$ (200.68)	\$ -	\$ -	\$ (200.68)	BIBLE CLUB
145 L 00000 000 000 16000 809		\$ (116.00)	\$ -	\$ -	\$ (116.00)	AGRICULTURAL MECHANICS
145 L 00000 000 000 16000 810		\$ (625.83)	\$ 2,715.32	\$ 4,375.00	\$ (2,285.51)	CIVINETTES
145 L 00000 000 000 16000 811		\$ (652.06)	\$ 200.00	\$ -	\$ (452.06)	BUSINESS PROFESSIONALS OF AMER
145 L 00000 000 000 16000 812		\$ -	\$ -	\$ -	\$ -	CIVINETTES
145 L 00000 000 000 16000 813		\$ (5,962.49)	\$ 425.00	\$ 630.00	\$ (6,167.49)	DECA
145 L 00000 000 000 16000 814		\$ (5,749.01)	\$ 300.00	\$ -	\$ (5,449.01)	DRAMA CLUB
145 L 00000 000 000 16000 815		\$ -	\$ -	\$ -	\$ -	GO-KART
145 L 00000 000 000 16000 816		\$ (2.52)	\$ -	\$ -	\$ (2.52)	ENVIROTHON
145 L 00000 000 000 16000 817		\$ (22,889.40)	\$ 4,517.71	\$ 872.26	\$ (19,243.95)	FELLOWSHIP OF CHRISTIAN ATHLET
145 L 00000 000 000 16000 818		\$ (775.75)	\$ -	\$ -	\$ (775.75)	FCCLA
145 L 00000 000 000 16000 819		\$ (6,833.11)	\$ 19,583.66	\$ 26,243.34	\$ (13,492.79)	FFA
145 L 00000 000 000 16000 820		\$ (25,000.00)	\$ -	\$ -	\$ (25,000.00)	FFA HORTICULTURE
145 L 00000 000 000 16000 821		\$ (10,149.71)	\$ -	\$ -	\$ (10,149.71)	FIRST ROBOTICS
145 L 00000 000 000 16000 822		\$ (967.87)	\$ -	\$ -	\$ (967.87)	FRENCH CLUB
145 L 00000 000 000 16000 823		\$ (190.98)	\$ -	\$ -	\$ (190.98)	GERMAN CLUB
145 L 00000 000 000 16000 824		\$ (1,278.22)	\$ 4,644.30	\$ 8,613.00	\$ (5,246.92)	HEALTH OCCUPATIONS
145 L 00000 000 000 16000 825		\$ (400.00)	\$ -	\$ -	\$ (400.00)	HIKING CLUB
145 L 00000 000 000 16000 826		\$ (140.00)	\$ -	\$ 125.00	\$ (265.00)	DUNGEON & DRAGONS CLUB
145 L 00000 000 000 16000 827		\$ (897.29)	\$ -	\$ -	\$ (897.29)	SPANISH HONOR SOCIETY
145 L 00000 000 000 16000 828		\$ (3,648.70)	\$ 2,368.00	\$ 4,105.00	\$ (5,385.70)	KEY CLUB
145 L 00000 000 000 16000 829		\$ (655.74)	\$ -	\$ -	\$ (655.74)	RECYCLE CLUB
145 L 00000 000 000 16000 830		\$ (8.40)	\$ 500.00	\$ 2,500.00	\$ (2,008.40)	EMR/EKG
145 L 00000 000 000 16000 831		\$ (112.30)	\$ -	\$ 411.85	\$ (524.15)	INTERNATIONAL LANGUAGE CLUB
145 L 00000 000 000 16000 832		\$ (24.50)	\$ -	\$ 190.00	\$ (214.50)	MYTHS & LEGENDS
145 L 00000 000 000 16000 834		\$ (256.60)	\$ -	\$ -	\$ (256.60)	PEP CLUB

145 L 00000 000 000 16000 835	\$	(30.02)	\$	-	\$	-	\$	(30.02)	PHOTO CLUB
145 L 00000 000 000 16000 836	\$	(8,363.92)	\$	38,860.96	\$	32,713.40	\$	(2,216.36)	PIONEER ATHLETICS CLUB
145 L 00000 000 000 16000 838	\$	(230.00)	\$	-	\$	-	\$	(230.00)	RADIO CLUB
145 L 00000 000 000 16000 842	\$	(100.00)	\$	-	\$	-	\$	(100.00)	SCHOLARS BOWL
145 L 00000 000 000 16000 843	\$	-	\$	-	\$	174.63	\$	(174.63)	SENIOR SECTION LEADERS
145 L 00000 000 000 16000 845	\$	(2,581.62)	\$	2,488.48	\$	2,468.00	\$	(2,561.14)	STUDENT COUNCIL
145 L 00000 000 000 16000 849	\$	(389.99)	\$	3,157.40	\$	4,222.00	\$	(1,454.59)	SKILLS USA
145 L 00000 000 000 16000 850	\$	(7.50)	\$	-	\$	-	\$	(7.50)	YOGA CLUB
145 L 00000 000 000 16000 851	\$	(150.58)	\$	-	\$	-	\$	(150.58)	CHESS CLUB
145 L 00000 000 000 16000 855	\$	(4,891.84)	\$	2,592.51	\$	1,040.93	\$	(3,340.26)	SCRIB ACCOUNT
145 L 00000 000 000 16000 856	\$	(80.00)	\$	-	\$	-	\$	(80.00)	SPEECH DEBATE CLUB
145 L 00000 000 000 16000 857	\$	(18.65)	\$	-	\$	-	\$	(18.65)	CHICK-FIL-A ACADEMY
145 L 00000 000 000 16000 858	\$	-	\$	-	\$	-	\$	-	TSA - TECHNOLOGY STUDENT ASSOC
145 L 00000 000 000 16000 899	\$	(18,516.08)	\$	8,000.54	\$	10,346.99	\$	(20,862.53)	YEARBOOK
145 L 00000 000 000 16000 904	\$	(37.88)	\$	-	\$	-	\$	(37.88)	ADVANCED COMPOSITION
145 L 00000 000 000 16000 906	\$	(1,100.26)	\$	336.06	\$	960.00	\$	(1,724.20)	GUIDANCE
145 L 00000 000 000 16000 907	\$	-	\$	-	\$	-	\$	-	ANNUAL BANQUET FUND
145 L 00000 000 000 16000 908	\$	(2,006.80)	\$	-	\$	-	\$	(2,006.80)	EPSO Grant
145 L 00000 000 000 16000 910	\$	(1.00)	\$	-	\$	-	\$	(1.00)	GRAD GIVES
145 L 00000 000 000 16000 911	\$	(1,400.00)	\$	-	\$	-	\$	(1,400.00)	PARTNERS IN CAREER TECH EDUCAT
145 L 00000 000 000 16000 912	\$	(95.00)	\$	-	\$	-	\$	(95.00)	SCHOLARSHIPS
145 L 00000 000 000 16000 913	\$	(16,197.13)	\$	83.57	\$	-	\$	(16,113.56)	ART
145 L 00000 000 000 16000 914	\$	(10,085.29)	\$	5,162.99	\$	1,164.78	\$	(6,087.08)	BAND
145 L 00000 000 000 16000 923	\$	(15,968.56)	\$	9,752.93	\$	6,149.00	\$	(12,364.63)	CHORUS
145 L 00000 000 000 16000 925	\$	(156.86)	\$	-	\$	-	\$	(156.86)	COLLEGE CORNER
145 L 00000 000 000 16000 926	\$	-	\$	-	\$	-	\$	-	COMPOSITION
145 L 00000 000 000 16000 928	\$	(2,258.13)	\$	829.26	\$	1,646.00	\$	(3,074.87)	COSMETOLOGY
145 L 00000 000 000 16000 930	\$	(5,247.26)	\$	-	\$	-	\$	(5,247.26)	DRAFTING
145 L 00000 000 000 16000 931	\$	(357.29)	\$	65.65	\$	-	\$	(291.64)	DRIVERS EDUCATION
145 L 00000 000 000 16000 934	\$	(153.46)	\$	417.75	\$	403.00	\$	(138.71)	ENGLISH
145 L 00000 000 000 16000 936	\$	(166.59)	\$	-	\$	-	\$	(166.59)	FARM ACCOUNT
145 L 00000 000 000 16000 938	\$	(10,000.00)	\$	-	\$	-	\$	(10,000.00)	MACHINE SHOP GRANT- GENE HAAS
145 L 00000 000 000 16000 940	\$	(60,048.29)	\$	6,505.97	\$	10,976.09	\$	(64,518.41)	GRAPHIC ARTS
145 L 00000 000 000 16000 942	\$	(55,685.41)	\$	21,546.35	\$	23,750.96	\$	(57,890.02)	HOME ECONOMICS
145 L 00000 000 000 16000 947	\$	(3,611.58)	\$	1,300.75	\$	115.00	\$	(2,425.83)	MACHINE SHOP
145 L 00000 000 000 16000 949	\$	(431.29)	\$	-	\$	-	\$	(431.29)	MASONRY
145 L 00000 000 000 16000 950	\$	(8,705.58)	\$	-	\$	715.00	\$	(9,420.58)	MATH
145 L 00000 000 000 16000 951	\$	-	\$	-	\$	-	\$	-	MINI LIBRARY
145 L 00000 000 000 16000 953	\$	(311.05)	\$	-	\$	-	\$	(311.05)	NORTHEAST SECONDARY PRINCIPALS
145 L 00000 000 000 16000 955	\$	(2,993.84)	\$	885.09	\$	1,260.09	\$	(3,368.84)	MERCY
145 L 00000 000 000 16000 956	\$	(2,650.19)	\$	1,297.37	\$	2,000.00	\$	(3,352.82)	PRINCIPAL'S INCENTIVE
145 L 00000 000 000 16000 958	\$	(527.68)	\$	250.00	\$	320.00	\$	(597.68)	FACULTY FUND
145 L 00000 000 000 16000 960	\$	(189.11)	\$	-	\$	-	\$	(189.11)	PRE-VOCATIONAL
145 L 00000 000 000 16000 962	\$	(314.01)	\$	-	\$	40.00	\$	(354.01)	LIBRARY
145 L 00000 000 000 16000 965	\$	-	\$	-	\$	-	\$	-	PROJECT STAR
145 L 00000 000 000 16000 969	\$	(26.89)	\$	-	\$	-	\$	(26.89)	EPIC
145 L 00000 000 000 16000 970	\$	(322.12)	\$	-	\$	-	\$	(322.12)	BOARD ALLOCATION - ATTENDANCE
145 L 00000 000 000 16000 971	\$	(7,937.46)	\$	510.51	\$	-	\$	(7,426.95)	BOARD ALLOCATION - COPIER
145 L 00000 000 000 16000 972	\$	(1,500.00)	\$	-	\$	-	\$	(1,500.00)	BOARD ALLOCATION - MATERIALS
145 L 00000 000 000 16000 979	\$	(520.69)	\$	-	\$	-	\$	(520.69)	RURITAN
145 L 00000 000 000 16000 981	\$	(3,943.90)	\$	992.70	\$	3,355.00	\$	(6,306.20)	SCIENCE
145 L 00000 000 000 16000 985	\$	(1,445.20)	\$	693.00	\$	870.00	\$	(1,622.20)	SPANISH
145 L 00000 000 000 16000 992	\$	-	\$	-	\$	-	\$	-	STUDENT OF THE MONTH
145 L 00000 000 000 16000 997	\$	(538.82)	\$	-	\$	-	\$	(538.82)	TITLE READING
145 L 00000 000 000 16000 999	\$	(1,106.69)	\$	1,332.89	\$	3,169.99	\$	(2,943.79)	WELDING
145 L 00000 001 000 16000 605	\$	-	\$	-	\$	-	\$	-	BASKETBALL - BOYS
145 L 00000 001 000 16000 608	\$	(39.26)	\$	-	\$	-	\$	(39.26)	GOLF - MIDDLE SCHOOL
145 L 00000 001 000 16000 610	\$	(1,315.76)	\$	2,520.00	\$	7,478.87	\$	(6,274.63)	SOCCER - BOYS
145 L 00000 001 000 16000 612	\$	-	\$	-	\$	-	\$	-	WRESTLING - MIDDLE SCHOOL
145 L 00000 001 000 16000 940	\$	-	\$	-	\$	-	\$	-	GRAPHIC ARTS CENTRAL OFFICE
145 L 00000 001 000 16000 977	\$	(9,187.90)	\$	4,725.21	\$	7,600.00	\$	(12,062.69)	ROTC - MISCELLANEOUS
145 L 00000 001 000 16000 978	\$	(19,596.59)	\$	42,452.06	\$	45,586.97	\$	(22,731.50)	ROTC - OFFICERS
145 L 00000 002 000 16000 605	\$	-	\$	-	\$	-	\$	-	BASKETBALL - GIRLS
145 L 00000 002 000 16000 610	\$	(3,003.10)	\$	5,178.97	\$	8,135.40	\$	(5,959.53)	SOCCER - GIRLS
145 L 00000 002 000 16000 615	\$	-	\$	-	\$	-	\$	-	BASKETBALL - GIRLS
145 L 00000 002 000 16000 912	\$	(1,455.24)	\$	-	\$	-	\$	(1,455.24)	WLC
145 L 00000 002 000 16000 978	\$	-	\$	-	\$	-	\$	-	ROTC - MISCELLANEOUS
145 L 00000 003 000 16000 605	\$	-	\$	-	\$	-	\$	-	BASKETBALL - FRESHMAN BOYS

Total -L-Account Balances	\$	(589,975.78)
Total A-Account Balances	\$	680,638.72

(Unreconciled) Total Unrestricted Funds \$ 90,662.94

**WASHINGTON COUNTY BOARD OF EDUCATION
FUND 143 - CENTRAL CAFETERIA FUND
BUDGET TO ACTUAL QUARTERLY REPORT AS OF DECEMBER 2024**

	2024-2025 Budget	Actual Jul-Sept. 2024	Actual Oct.-Dec. 2024	Actual Jan.-March 2025	Actual April-June 2025	Total YTD
Revenues						
40000	\$ 36,000	\$ 3,082	\$ 3,716			\$ 6,798
43000 Charges for Current Services	\$ 1,009,200	\$ 127,927	\$ 196,546			\$ 324,473
44000 Other Local Revenue	\$ -	\$ -	\$ -			\$ -
46500 State of Tennessee	\$ 29,000	\$ -	\$ -			\$ -
47100 Federal Thru State	\$ 2,557,766	\$ 862,298	\$ 1,144,571			\$ 2,006,869
39000 Dietary Fund Balance						\$ -
TOTAL	\$ 3,631,966	\$ 993,307	\$ 1,344,833			\$ 2,338,140
Expenses						
73100 FOOD SERVICE	\$ 4,905,529	\$ 1,482,585	\$ 1,808,128			\$ 3,290,713
99100 OPERATING TRANSFERS	\$ -	\$ -				\$ -
TOTAL	\$ 4,905,529	\$ 1,482,585	\$ 1,808,128			\$ 3,290,713

**WASHINGTON COUNTY BOARD OF EDUCATION
FUND 142 - GENERAL PURPOSE SCHOOL FUND
BUDGET TO ACTUAL QUARTERLY REPORT AS OF DECEMBER 2024**

	2024-2025 Budget	Actual Jul-Sept. 2024	Actual Oct.-Dec. 2024	Actual Jan.-March 2025	Actual April-June 2025	Total YTD
Revenues						
46000 State of Tennessee	\$ -	\$ -				\$ -
47000 Federal Thru State	\$ 7,007,923	\$ -	\$ 2,198,069			\$ 2,198,069
49000 Other Sources	\$ -	\$ -				\$ -
TOTAL	\$ 7,007,923	\$ -	\$ 2,198,069			\$ 2,198,069
Expenses						
71100 REGULAR INSTRUCTION	\$ 1,404,139	\$ 137,770	\$ 327,452			\$ 465,222
71200 SPECIAL EDUCATION PROGRAM	\$ 2,431,753	\$ 176,318	\$ 538,843			\$ 715,161
71300 VOCATIONAL EDUCATION PROGRAM	\$ 160,240	\$ 56,170	\$ 25,420			\$ 81,590
72120 HEALTH SERVICES	\$ -	\$ -	\$ -			\$ -
72130 OTHER STUDENT SUPPORT	\$ 204,318	\$ 32,464	\$ 60,983			\$ 93,447
72210 SUPPORT REGULAR INSTRUCTION	\$ 1,799,417	\$ 59,384	\$ 1,038,713			\$ 1,098,097
72220 SUPPORT SPECIAL EDUCATION -	\$ 423,960	\$ 39,796	\$ 25,637			\$ 65,433
72250 SUPPORT EDUCATION TECHNOLOGY	\$ 6,100	\$ -	\$ 4,592			\$ 4,592
72710 STUDENT TRANSPORTATION	\$ 601,366	\$ 35,118	\$ 103,191			\$ 138,309
99100 TRANSFERS	\$ 59,429	\$ -	\$ 51,579			\$ 51,579
TOTAL	\$ 7,090,722	\$ 537,020	\$ 2,176,409			\$ 2,713,429

**WASHINGTON COUNTY BOARD OF EDUCATION
FUND 141 - GENERAL PURPOSE SCHOOL FUND
BUDGET TO ACTUAL QUARTERLY REPORT AS OF DECEMBER 2024**

	2024-2025 Budget	Actual Jul-Sept. 2024	Actual Oct.-Dec. 2024	Actual Jan.-March 2025	Actual April-June 2025	Total YTD
Revenues						
40000 Local Revenue	\$ 34,489,020	\$ 6,294,296	\$ 9,890,513			\$ 16,184,809
41000 Licenses and Permits	\$ 1,700	\$ 365	\$ 597			\$ 962
43000 Charges for Current Services	\$ 694,000	\$ 171,131	\$ 227,259			\$ 398,390
44000 Other Local Revenue	\$ 203,050	\$ 104,143	\$ 130,075			\$ 234,218
46000 State of Tennessee	\$ 53,132,614	\$ 9,819,754	\$ 16,505,388			\$ 26,325,142
47000 Federal Thru State	\$ 124,200	\$ 42,792	\$ 40,482			\$ 83,274
48000 Donations/Other	\$ 415,000	\$ 209,350	\$ 126,990			\$ 336,340
49000 Other Sources	\$ 75,000	\$ 12,335	\$ 894,950			\$ 907,285
39000 Fund Balance Usage	\$ 11,580,035	\$ -				\$ -
TOTAL	\$ 100,714,619	\$ 16,654,166	\$ 27,816,254			\$ 44,470,420
	2024-2025 Budget	Actual Jul-Sept. 2024	Actual Oct.-Dec. 2024	Actual Jan.-March 2025	Actual April-June 2025	Total YTD
Expenses						
71100 REGULAR INSTRUCTION	\$ 52,406,772	\$ 5,844,596	\$ 12,340,998			\$ 18,185,594
71200 SPECIAL EDUCATION PROGRAM	\$ 5,854,947	\$ 640,321	\$ 1,798,371			\$ 2,438,692
71300 VOCATIONAL EDUCATION PROGRAM	\$ 3,286,115	\$ 441,054	\$ 1,112,436			\$ 1,553,491
72110 ATTENDANCE PROGRAM	\$ 173,068	\$ 47,651	\$ 52,551			\$ 100,202
72120 HEALTH SERVICES	\$ 1,337,673	\$ 162,170	\$ 317,321			\$ 479,491
72130 OTHER STUDENT SUPPORT	\$ 2,315,128	\$ 196,521	\$ 520,893			\$ 717,414
72210 SUPPORT REGULAR INSTRUCTION	\$ 2,395,911	\$ 347,057	\$ 590,935			\$ 937,992
72220 SUPPORT SPECIAL EDUCATION -	\$ 1,285,000	\$ 180,336	\$ 387,858			\$ 568,193
72230 SUPPORT VOCATIONAL EDUCATION -	\$ 281,900	\$ 37,741	\$ 35,963			\$ 73,704
72250 SUPPORT EDUCATION TECHNOLOGY	\$ 2,515,144	\$ 891,339	\$ 515,327			\$ 1,406,666
72310 BOARD OF EDUCATION SERVICES	\$ 1,959,144	\$ 993,874	\$ 331,629			\$ 1,325,503
72320 OFFICE OF THE DIRECTOR	\$ 871,555	\$ 246,152	\$ 269,612			\$ 515,764
72410 OFFICE OF THE PRINCIPAL	\$ 5,167,134	\$ 739,005	\$ 1,186,804			\$ 1,925,809
72510 FISCAL SERVICES	\$ 544,785	\$ 156,380	\$ 151,967			\$ 308,347
72520 HUMAN RESOURCES	\$ 347,268	\$ 98,342	\$ 99,221			\$ 197,564
72610 OPERATION OF PLANT	\$ 6,489,514	\$ 1,663,804	\$ 1,622,685			\$ 3,286,490
72620 MAINTENANCE OF PLANT	\$ 2,353,286	\$ 633,205	\$ 661,741			\$ 1,294,947
72710 STUDENT TRANSPORTATION	\$ 4,368,956	\$ 931,604	\$ 928,754			\$ 1,860,358
72810 OTHER SUPPORT SERVICES	\$ 193,608	\$ 32,654	\$ 43,935			\$ 76,589
73100 FOOD SERVICE	\$ -	\$ -	\$ -			\$ -
73300 COMMUNITY SERVICES	\$ 690,858	\$ 165,540	\$ 156,504			\$ 322,044
73400 EARLY CHILDHOOD EDUCATION	\$ 539,853	\$ 51,345	\$ 162,056			\$ 213,401
76100 REGULAR CAPITAL OUTLAY	\$ 4,987,000	\$ 4,970,882	\$ 530,012			\$ 5,500,895
99100 TRANSFERS	\$ 350,000	\$ 84,723	\$ 84,723			\$ 169,446
TOTAL	\$ 100,714,619	\$ 19,556,296	\$ 23,902,297			\$ 43,458,593

PURCHASING DEPARTMENT
WASHINGTON COUNTY BOARD OF EDUCATION

PURCHASE ORDER

Purchase Order **No 4688**
 Date Issued **2/10/2025**
 Appropriation No. **141E 71100-499200**
 Dept. **Academics/Tutoring**
 School **District**

TO **Benchmark Education Co.**

Deliver to **Washington Co Schools**
Washington County Warehouse
 Address **306 1/2 Forest Drive**
 Via **Jonesborough, TN 37659**

NOTICE TO VENDOR

1. Purchase order **MUST** bear two signatures in order to be valid.
2. Purchase order number **MUST** appear on all invoices submitted for payment.
3. Mail **TWO** copies of your invoice promptly to:

Washington County Board of Education
 405 West College Street
 Jonesborough, TN 37659
 Telephone (423) 753-1105

Articles on this order must be charged to account of

ARTICLES OR SERVICES	CODE	QUANTITY & UNIT	UNIT PRICE	TOTAL
(Unless otherwise stated all prices F.O.B. Destination)				
Steps to Advance Literacy Solutions Grades 3-5 See attached Tutoring (Niswonger)				10,210.00
Shipping				1,012.00
GRAND TOTAL - INCLUDING ALL ATTACHED PAGES			\$	11,231.00

SUBJECT TO THE FOLLOWING CONDITIONS

1. All packages, cartons or other containers must be plainly marked with the purchase order number.
2. The right is reserved to purchase in the open market and to charge the difference to the Vendor in the event that deliveries are not made at the time specified in the bid and on this order.
3. Whenever a delivery is rejected, the Vendor shall be notified and be given the reason for the rejection. All rejected deliveries shall be held at the Vendor's risk and he shall bear the expense of removal.
4. Acceptance of this order includes acceptance of all terms, prices, delivery, instructions, specifications and conditions stated.
5. The county is not liable for Federal excise tax or state sales tax.
6. Each shipment and/or each purchase order should be covered by separate invoice.

IMPORTANT: INVOICES AND PACKAGES MUST BEAR PURCHASE ORDER NUMBER

VENDOR'S COPY

There is an otherwise unincumbered balance to the credit of the proper appropriation, allotment or fund to meet the expenditure covered by this purchase.

Authorized Signature

APPROVED:

Purchasing Agent



**BENCHMARK
EDUCATION
COMPANY**
145 Huguenot Street, 8th Floor
New Rochelle, New York 10801

Contact representative
Angie Templeton
Email: atempleton@benchmarkeducation.com
Office Phone:
Phone: 615-679-8020

QUOTE: 75570

Customer:
Washington County School
405 WEST COLLEGE ST
Jonesborough TN 37659
United States


Ship To:
Melinda Carr, Instructional Supervisor
Washington County Warehouse
306 1/2 Forest Drive
Jonesborough TN 37659

Product Code	Title	Price Level	Unit Price	Qty	Total Price
XY9347D	Steps to Advance Literacy Solutions Gr. 5 Teacher Package Print and Digital 1-Year	Current	\$305.00	2	\$610.00
XY9305D	Steps to Advance Literacy Solutions Gr. 3 Student Package 5-Copy Print and Digital 1-Year	Current	\$320.00	10	\$3,200.00
XY9306D	Steps to Advance Literacy Solutions Gr. 4 Student Package 5-Copy Print and Digital 1-Year	Current	\$320.00	10	\$3,200.00
XY9307D	Steps to Advance Literacy Solutions Gr. 5 Student Package 5-Copy Print and Digital 1-Year	Current	\$320.00	10	\$3,200.00

Subtotal	Sales Tax	Shipping Cost	Total
\$10,210.00	\$0.00	\$1,021.00	\$11,231.00 USD

Memo
*TIPS Contract #230904

- * The above pricing cannot be combined with any other offers.
- * Price firm for 45 days from quote date. Price quote must be attached to school purchase orders to receive the quoted price.
- * All digital subscriptions will end on July 31st the last year of the term purchased.
- * Any changes, including cancellations to the originally agreed upon PD trainings, must be made at least 10 business days prior to the delivery of the PD trainings. Customized PD changes must be submitted at least 15 business days prior to agreed delivery date and must go through the customized request process. Benchmark Education will do its best to accommodate the requested changes; however, it reserves the right to render services according to the initial agreement. Please note that any changes requested may incur an additional charge or reduction of number of PD training days rendered. Please note that no changes can be requested on site and all requests must go through the Company approval process.



**BENCHMARK
EDUCATION
COMPANY**
145 Huguenot Street, 8th Floor
New Rochelle, New York 10801

Contact representative
Angie Templeton
Email: atempleton@benchmarkeducation.com
Office Phone:
Phone: 615-679-8020

QUOTE: 75570

PLEASE INCLUDE THIS PROPOSAL WITH YOUR PURCHASE ORDER ALONG WITH THE FOLLOWING INFORMATION	
• Billing Contact Name	_____
• Billing Contact Email	_____
• Billing Contact Phone	_____
PLEASE INCLUDE THE FOLLOWING INFORMATION FOR ALL DIGITAL SUBSCRIPTIONS	
• Name of School(s) That Will Use the Subscription(s) Attach separate document if necessary	_____
• Onboarding Tech Contact Name	_____
• Onboarding Tech Contact E-Mail	_____
• REQUIRED	
SEND ORDER TO:	Benchmark Education Company 6295 Commerce Center Drive, Suite B Groveport, OH 43125-1160 Email: neworders@benchmarkeducation.com Phone: 877-236-2465 Fax: 877-732-8273

Terms of Service

* By placing an order for Benchmark Education Company ("BEC") products (the "Products"), the entity ("Customer") that this proposal has been prepared for agrees to be bound by BEC's Terms of Service and Terms of Use and Privacy Policy (Please visit this site: <https://help.benchmarkuniverse.com/bubateacher/Content/Customer%20Support/Privacy%20Policy.htm?Highlight=privacy>). Subject to the Customer's payment of the fees set out above, BEC grants to Customer a non-exclusive and non-transferable license to access and use the Products under the terms described in this Terms of Service. The proposal contains the scope of use allowed and the term of Customer's license to the Products.

**PURCHASING DEPARTMENT
WASHINGTON COUNTY BOARD OF EDUCATION**

Purchase Order **Nº 4699**

Date Issued **2/18/25**

Appropriation No. **141-E-76100-707-002**

Dept. **ISM grant**

School **Gray**

PURCHASE ORDER

TO Preston Woodworking
720 Rolling Hills Dr
Johnson City, TN 37604

Deliver to **Gray Elementary**
Address **755 Gray Station Rd.**

Via **Gray, TN 37615**
Christine Lewis

Articles on this order must be charged to account of

NOTICE TO VENDOR

1. Purchase order **MUST** bear two signatures in order to be valid.
2. Purchase order number **MUST** appear on all invoices submitted for payment.
3. Mail **TWO** copies of your invoice promptly to:

**Washington County Board of Education
405 West College Street
Jonesborough, TN 37659
Telephone (423) 753-1105**

ARTICLES OR SERVICES (Unless otherwise stated all prices F.O.B. Destination)	CODE	QUANTITY & UNIT	UNIT PRICE	TOTAL
Plastic Laminate Casework				\$11,778
*price inquiry attached				
GRAND TOTAL - INCLUDING ALL ATTACHED PAGES				\$11,778.00

SUBJECT TO THE FOLLOWING CONDITIONS

1. All packages, cartons or other containers must be plainly marked with the purchase order number.
2. The right is reserved to purchase in the open market and to charge the difference to the Vendor in the event that deliveries are not made at the time specified in the bid and on this order.
3. Whenever a delivery is rejected, the Vendor shall be notified and be given the reason for the rejection. All rejected deliveries shall be held at the Vendor's risk and he shall bear the expense of removal.
4. Acceptance of this order includes acceptance of all terms, prices, delivery, instructions, specifications and conditions stated.
5. The county is not liable for Federal excise tax or state sales tax.
6. Each shipment and/or each purchase order should be covered by separate invoice.

IMPORTANT: INVOICES AND PACKAGES MUST BEAR PURCHASE ORDER NUMBER

VENDOR'S COPY	There is an otherwise unincumbered balance to the credit of the proper appropriation, allotment or fund to meet the expenditure covered by this purchase.	APPROVED:
	Authorized Signature	



PRICE INQUIRY FORM

VENDOR	DESCRIPTION OF ITEM FOR PRICE COMPARISON	PRICE QUOTED
Firm - <u>Preston Woodworking</u> Address- <u>720 Rolling Hills</u> <u>Drive Johnson City, TN 37604</u> Person - <u>Greg</u> Date - <u>1/23/25</u>	Plastic Laminate Casework for CTE Classroom Option 1	Total: \$11,778
Firm: <u>2 Squirrels Cabinets</u> Address: <u>3547 US 11-E</u> <u>Limestone, TN 37681</u> Person- <u>Jarrold Crum</u> Date - <u>2/16/25</u>	Wood Cabinets with laminate countertops for CTE Classroom Option B	Total: \$19,460
Firm - <u>Suncrest Cabinets</u> Address - <u>Gray, TN</u> Person- <u>Bobby Lyons</u> Date - <u>2/18/25</u>	Cabinets for CTE Classroom	Total: Quote never provided after pictures/design sent and invitation to measure classroom (initial communication started on 1/2/25)

Name of person obtaining inquiry - Kelli Hauldren



PRESTON

WOODWORKING

720 Rolling Hills Drive, Johnson City, TN 37604 Phone (423) 928-9331 Fax (423) 928-3958

Date: January 23, 2025
To: Gray Elementary School
Attn: Christine Lewis
From: Mike Banner
Re: New CTE Classroom Cabinets
Includes: Quote

Plastic laminate casework and countertops per site visit and discussions for the CTE classroom.

Option 1

+/- 34 linear feet, straight run of plastic base laminate cabinets, wall cabinets, and plastic laminate countertops after removal of existing block knee walls by others. Cabinets to be installed on block wall between the classroom and hallway.

\$11,778

Option 2

Block knee walls to remain. Provide new plastic laminate cabinets and countertops using the existing configuration. New cabinets will be added where refrigerator(s), dishwasher(s), and range(s) are currently located.


\$22,255

Notes:

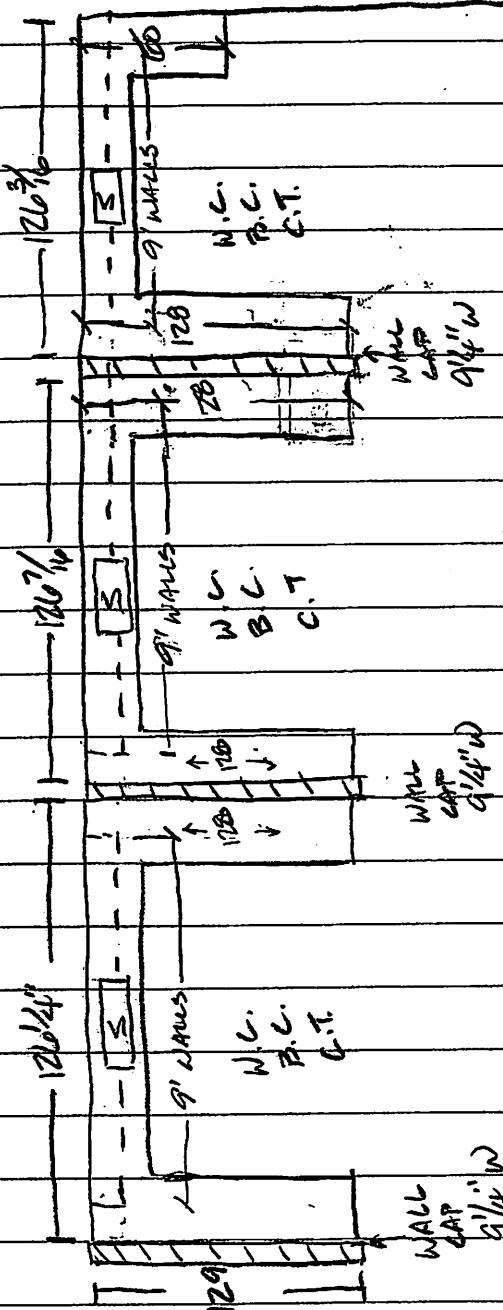
- All pricing includes installation.
- Sketch included for clarity.
- Shop drawings to be provided with approved quote.
- Please call with any questions.

GRAY LITE

OPTION 1 STRAIGHT END W.C., R.C., TOPS



OPTION 2



BASES $\approx 24\frac{1}{2}$ "
 TOPS $1\frac{1}{2}$ S.E.
 WALLS 30" EXCEPT AT SINK

- SINKS ARE CENTERED
- WALL CAPS ON BLOCK
- KNEE WALLS ARE
- KNEE WALLS ARE
- 47 3/16" AFF
- WALL CAPS BACK WALL
- WALL CAPS

cte lab cabinet quote for gray school

2 messages

jarrod crum <2squirrelscabinets@gmail.com>

Sun, Feb 16, 2025 at 3:23 PM

To: Kelli Hauldren <hauldrenk@wcde.org>, lewisc2@wcde.org

Mrs Hauldren and Mrs Lewis

I have worked up the 2 options for the cte lab. Please respond to my email to let me know that each of you have received it. Also, if needbe, I would be happy to attend the school board meeting when they discuss this issue if they have any questions about any of these proposals, to provide clarity on what im offering.

The "A" option is replacing the existing cabinets with the existing brick wall separations. We have added a few more drawer banks for differentiated storage as well as lazy susans(that are two independant spin platters). The price for this option is \$23370.00 plus tax.

The scope of this work is to install the cabinets, install the laminate countertops with a cove rolled rounded edge, install new stainless steel sinks. It does not include demolition of the existing cabinets or hooking up the plumbing to the new cabinets. The cabinets will be of all wood construction, with slow close doors and drawers, dovetail drawers (for greater drawer life), and a kiln dried powder coat paint finish in one of our selected colors. The cabinet color and countertop color will have to be selected.

The "B" option is to have the existing kitchens to be removed, have the brick divider walls removed to where they are about 20 inches from the wall. This will keep the brick as a divider but not give the problem of dressing up the main wall after demolition of the divider wall. The cabinets would then be installed against the wall. This would give the desired affect of opening up the classroom. The price for this option is \$19460.00 plus tax.

It is a cheaper option and the design has more drawer storage for function than option "A". The scope of this work is to install the cabinets, install the countertops with a cove rolled rounded edge, install new stainless steel sinks. It does not include demolition of the existing cabinets or hooking up the plumbing to the new cabinets. The cabinets will be of all wood construction, with slow close doors and drawers, dovetail drawers (for greater drawer life), and a kiln dried powder coat paint finish in one of our selected colors. The cabinet color and countertop color will have to be selected.

Jarrold Crum
Two Squirrels Cabinets and More
423 972 1238

14 attachments



Gray school A05.jpg
1086K



Gray school A02.jpg
1126K



Gray school A01.jpg
1157K



Gray school A04.jpg
1214K



Gray school A03.jpg
1292K



Gray school A06.jpg
1140K



Gray school A08.jpg
1119K



Gray school A07.jpg
1192K



Gray school A09.jpg
1207K



Gray school B01.jpg
1210K



Gray school B04.jpg
1013K



Gray school B03.jpg
1084K



Gray school B02.jpg
1134K



Gray school B05.jpg
1281K

Kelli Hauldren <hauldrenk@wcde.org>
To: jarrod crum <2squirrelscabinets@gmail.com>
Cc: lewisc2@wcde.org

Mon, Feb 17, 2025 at 9:04 AM

Thank you Jarrod. Same thing as Ridgeview- we're waiting on one more quote and we'll get it submitted.

Thanks again for your time!

[Quoted text hidden]

--



KELLI HAULDREN
Career & Technical Education Supervisor

📞 423-753-1100
✉ hauldrenk@wcde.org

📍 405 W. College St. Jonesborough, TN 37659
🌐 www.wcde.org/cte

Cabinets and Counters

3 messages

Christine LEWIS <lewisc2@wcde.org>
To: Kelli Hauldren <hauldrenk@wcde.org>

Mon, Jan 13, 2025 at 11:03 AM

I know someone was asking for pictures. These aren't the best. I'm getting everything moved in preparation of the Paxton/Patterson lab installation happening tomorrow. I was also wondering about getting a quote to just have cabinets and counters along the back wall and getting rid of the kitchen and partitions to make the floor space open up.



2 attachments



IMG_0756.jpeg
2740K



IMG_0757.jpeg
2552K

Kelli Hauldren <hauldrenk@wcde.org>
To: bobbylyons6664@gmail.com

Mon, Jan 13, 2025 at 1:13 PM

These are the images for Gray Elementary. See her email below. She would also like to add some cabinets/counters along a back wall.

[Quoted text hidden]



KELLI HAULDREN
Career & Technical Education Supervisor

📞 423-753-1100
✉️ hauldrenk@wcde.org

📍 405 W. College St. Jonesborough, TN 37659
🌐 www.wcde.org/cte

2 attachments



IMG_0756.jpeg
2740K



IMG_0757.jpeg
2552K

Bobby Lyons <bobbylyons6664@gmail.com>
To: Kelli Hauldren <hauldrenk@wcde.org>

Mon, Jan 13, 2025 at 2:42 PM

Thanks, I'll check them out.

[Quoted text hidden]

PURCHASING DEPARTMENT
WASHINGTON COUNTY BOARD OF EDUCATION

Purchase Order **No 4729**

Date Issued **2/18/25**

Appropriation No. **141-E-76100-707-002**

Dept. **ISM grant**

School **RV**

PURCHASE ORDER

TO Preston Woodworking
 770 Rolling Hills Dr.
 Johnson City, TN 37604

Deliver to Ridgeview Elementary
 Address 252 Sam Jenkins Rd
 Gray, TN 37615

Via Kelly Rosenbaum

Articles on this order must be charged to account of

NOTICE TO VENDOR

1. Purchase order **MUST** bear two signatures in order to be valid.
2. Purchase order number **MUST** appear on all invoices submitted for payment.
3. Mail **TWO** copies of your invoice promptly to:

Washington County Board of Education
 405 West College Street
 Jonesborough, TN 37659
 Telephone (423) 753-1105

ARTICLES OR SERVICES	CODE	QUANTITY & UNIT	UNIT PRICE	TOTAL
(Unless otherwise stated all prices F.O.B. Destination)				
Plastic laminate casework				\$11,996
*price inquiry attached				
GRAND TOTAL - INCLUDING ALL ATTACHED PAGES				\$11,996.00 K4

SUBJECT TO THE FOLLOWING CONDITIONS

1. All packages, cartons or other containers must be plainly marked with the purchase order number.
2. The right is reserved to purchase in the open market and to charge the difference to the Vendor in the event that deliveries are not made at the time specified in the bid and on this order.
3. Whenever a delivery is rejected, the Vendor shall be notified and be given the reason for the rejection. All rejected deliveries shall be held at the Vendor's risk and he shall bear the expense of removal.
4. Acceptance of this order includes acceptance of all terms, prices, delivery, instructions, specifications and conditions stated.
5. The county is not liable for Federal excise tax or state sales tax.
6. Each shipment and/or each purchase order should be covered by separate invoice.

IMPORTANT: INVOICES AND PACKAGES MUST BEAR PURCHASE ORDER NUMBER

VENDOR'S COPY	There is an otherwise unincumbered balance to the credit of the proper appropriation, allotment or fund to meet the expenditure covered by this purchase.	APPROVED:
	Authorized Signature	Purchasing Agent



PRICE INQUIRY FORM

VENDOR	DESCRIPTION OF ITEM FOR PRICE COMPARISON	PRICE QUOTED
Firm - <u>Preston Woodworking</u> Address- <u>720 Rolling Hills</u> <u>Drive Johnson City, TN 37604</u> Person - <u>Greg</u> Date - <u>1/23/25</u>	Plastic Laminate Casework for CTE Classroom	Total: \$11,996
Firm: <u>2 Squirrels Cabinets</u> Address: <u>3547 US 11-E</u> <u>Limestone, TN 37681</u> Person- <u>Jarrold Crum</u> Date - <u>2/16/25</u>	Wood Cabinets with laminate countertops for CTE Classroom	Total: \$15,355
Firm - <u>Suncrest Cabinets</u> Address - <u>Gray, TN</u> Person- <u>Bobby Lyons</u> Date - <u>2/18/25</u>	Cabinets for CTE Classroom	Total: Quote never provided after pictures/design sent and invitation to measure classroom (initial communication started on 1/2/25)

Name of person obtaining inquiry - Kelli Hauldren



PRESTON

WOODWORKING

720 Rolling Hills Drive, Johnson City, TN 37604 Phone (423) 928-9331 Fax (423) 928-3958

Date: February 18, 2025
To: Ridgeview Elementary School
Attn: Kelly Rosenbaum
From: Mike Banner
Re: New CTE Classroom Cabinets
Includes: Quote

Plastic laminate casework and per site visit and discussions for the CTE classroom.

Wall 1: +/- 12 ½ linear feet of wall cabinets 30"H x 12"D.
Wall 2: +/- 28 linear feet of wall cabinets 30"H x 12"D.
Wall 3: +/- 4 linear feet of tall, open storage cabinets (no doors) with adjustable shelving 84"H x 23 ½"D. +/- 4 linear feet each open base cabinets, wall cabinets and countertop.

\$8,217

Wall 4: +/- 12 linear feet of wall cabinets 30"H x 12"D.

Add: \$1,825


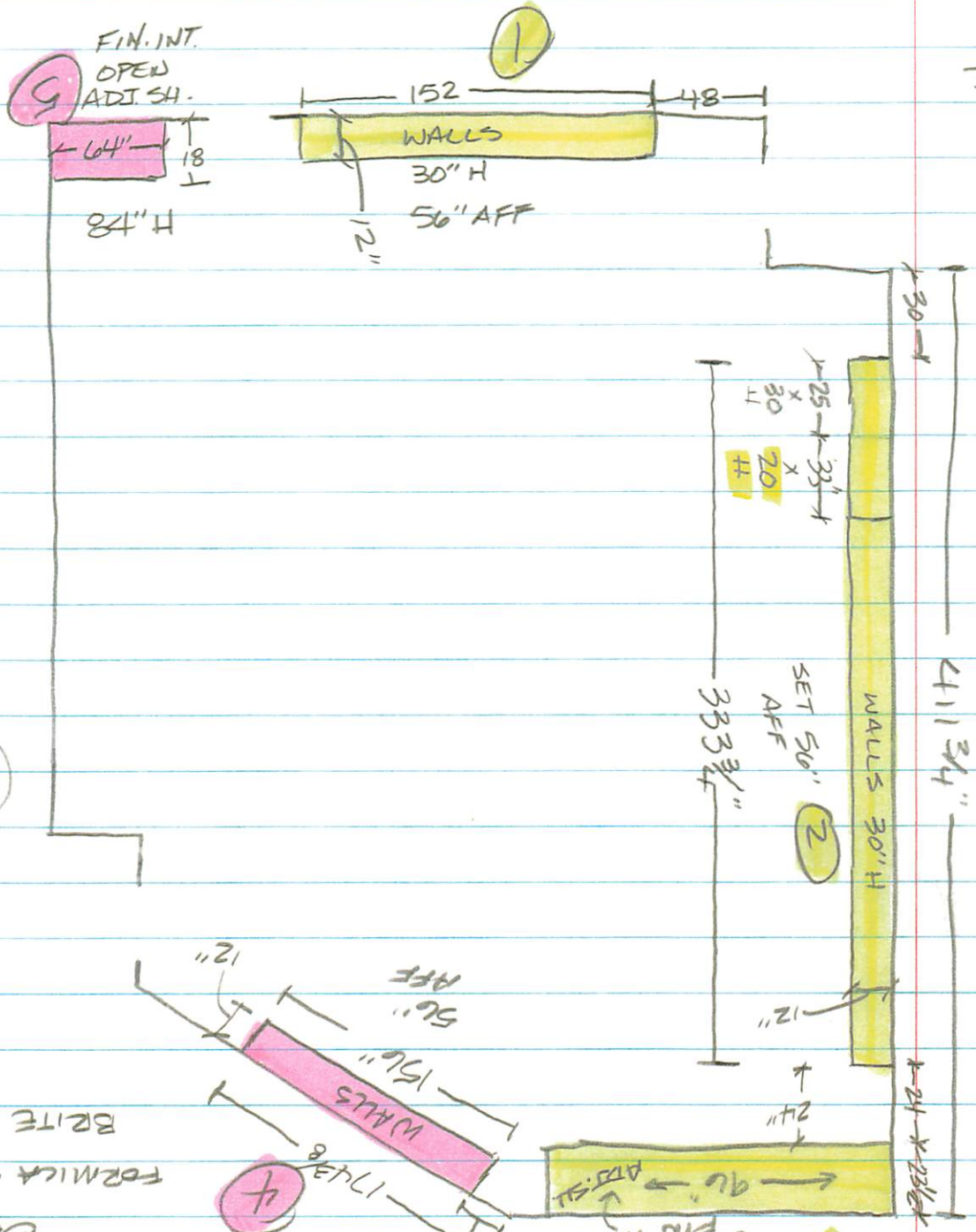
Wall 5: +/- 5 ½ linear feet of open base cabinets, wall cabinets, and countertops.

Add: \$1,954

Notes:

- All pricing includes installation.
- See previously submitted sketch for clarity.
- Shop drawings to be provided with approved quote.
- Please call with any questions.

2000
242
158



FORMICA 507-58
FOLKSTONE GRAPHIC
OR
FORMICA 459-58
BRITTE WHITE

SEND TO KELLY R.
COPY KELLY H.

1-3 BASE
MT FOR 4x5

REVIEWED CTE

158
243/8
1743/8

cabinet quote for cte lab for ridgeview

2 messages

jarrod crum <2squirrelscabinets@gmail.com>

Sun, Feb 16, 2025 at 3:30 PM

To: Kelli Hauldren <hauldrenk@wcde.org>, Kelly Rosenbaum <rosenbaumk@wcde.org>

Mrs. Hauldren and Mrs Rosenbaum

Please respond to my email to let me know that each of you have received it. Also, if needbe, I would be happy to attend the school board meeting when they discuss this issue if they have any questions about any of these proposals, to provide clarity on what im offering.

Below are the renderings for the cabinet design that has been requested. This hits all the points discussed with Mrs. Rosenbaum.

The price for the cabinets as pictured are \$15355.00 plus tax.

The scope of this work is to install the cabinets, install the laminate countertops with a cove rolled rounded edge. It does not include demolition of the existing cabinets. The cabinets will be of all wood construction, with slow close doors and drawers, dovetail drawers (for greater drawer life), and a kiln dried powder coat paint finish in one of our selected colors. The cabinet color and countertop color will have to be selected.

Jarrod Crum
Two squirrels Cabinets and More
423 972 1238

6 attachments



Ridge view school 6' normal 36'' tall wall cabinets.jpg
735K



Ridge view school 5.5' base and open shelf.jpg
894K




Ridge view school 13' normal 36" tall wall cabinets.jpg
955K



Ridge view school 12' 24inch tall wall cabinets.jpg
990K



Ridge view school 01.jpg
1046K



Ridge view school 19' normal 36" tall wall cabinets.jpg
909K

Kelli Huldren <huldrenk@wcde.org>
To: jarrod crum <2squirrelscabinets@gmail.com>
Cc: Kelly Rosenbaum <rosenbaumk@wcde.org>

Mon, Feb 17, 2025 at 9:03 AM


Thank you so much Jarrod. We are waiting on one more quote from a company and hope to have it soon so we can submit to the school board for final approval. We will be in touch. Thank you!

[Quoted text hidden]



KELLI HAULDREN

Career & Technical Education Supervisor

 423-753-1100

 hauldrenk@wcde.org

 405 W. College St. Jonesborough, TN 37659

 www.wcde.org/cte

Cabinet Quotes

4 messages

Kelli Hauldren <hauldrenk@wcde.org>

Thu, Jan 2, 2025 at 3:41 PM

To: bobbylyons6664@gmail.com

Cc: Kelly Rosenbaum <rosenbaumk@wcde.org>, Christine LEWIS <lewisc2@wcde.org>

Good afternoon,

My name is Kelli Hauldren. I work for Washington County Schools. I was reaching out to see if you would be able to provide a quote for some cabinets at Ridgeview Elementary and Gray Elementary Schools. Ridgeview Elementary would like some upper cabinets in a classroom to add extra storage space. Gray Elementary has existing cabinets (uppers and lowers) and is looking to either refinish or remodel the cabinets and countertops.

Our school system purchasing process is to obtain quotes from 3 different companies. Once quotes are obtained, our school board will vote on the best offer to be completed in the most timely manner. We also cannot pay invoices until the project is completed. If Suncrest Cabinets can provide a quote, please let me know your availability. I look forward to hearing from you.

Thanks,

--



Kelli Hauldren, M.Ed.
CTE Supervisor, Washington County Schools

423-753-1100 | www.wcde.org | hauldrenk@wcde.org

405 W College Street Jonesborough, TN 37659

Create your own [email signature](#)

Bobby Lyons <bobbylyons6664@gmail.com>

Fri, Jan 3, 2025 at 12:43 PM

To: Kelli Hauldren <hauldrenk@wcde.org>

Cc: Kelly Rosenbaum <rosenbaumk@wcde.org>, Christine LEWIS <lewisc2@wcde.org>

Good afternoon

Can you send me some pictures or specs.

[Quoted text hidden]

Kelly Rosenbaum <rosenbaumk@wcde.org>

Mon, Jan 13, 2025 at 1:00 PM

To: Kelli Hauldren <hauldrenk@wcde.org>

Hi,

Happy Monday!

Do I need to respond to Bobby Lyons with pictures for the cabinets? I wasn't sure if it would be me or someone else?

Also, is there anything else I need to do as far as the cabinets go with the other companies?

Thanks,
Kelly

Kelly Rosenbaum

CTE STEM Career Connections Teacher 6-8
Ridgeview School
rosenbaumk@wcde.org

[Quoted text hidden]

Kelli Huldren <huldrenk@wcde.org>
To: Kelly Rosenbaum <rosenbaumk@wcde.org>

Mon, Jan 13, 2025 at 1:12 PM

Hi! Hope you enjoyed your snow days!

Yes, please send those to him.

Has anyone else reached out about coming to give a quote? I believe I gave everyone you & Mrs. Lyons name and school phone number. I told them to schedule with you about coming to measure and stuff. I can't remember who all I contacted now lol. I think it was 2 Squirrels and Preston Woodworking?

[Quoted text hidden]

--



KELLI HAULDREN
Career & Technical Education Supervisor

📞 423-753-1100

✉️ huldrenk@wcde.org

📍 405 W. College St. Jonesborough, TN 37659

🌐 www.wcde.org/cte

Ridgeview CTE Cabinets

Kelly Rosenbaum <rosenbaumk@wcde.org>

Fri, Jan 31, 2025 at 2:33 PM

To: Kelli Hauldren <hauldrenk@wcde.org>

Hey Kelli,

I thought I had replied to this email, but when I was reviewing it, I don't think I did! I apologize for it taking so long! I think this quote is very reasonable. What do you think? I really liked the gentleman that came from Preston Woodworking (Mike Banner) and I think he would be dependable and easy to work with.

The other two haven't been here. I sent some pictures that Bobby Lyons had requested and mentioned that it would be best for him to come to see what we were thinking, but I haven't heard back from him.

I haven't heard anything from 2 Squirrels.

Thanks and have a great weekend!

Kelly

Kelly Rosenbaum

CTE STEM Career Connections Teacher 6-8

Ridgeview School

rosenbaumk@wcde.org

[Quoted text hidden]

PURCHASING DEPARTMENT
WASHINGTON COUNTY BOARD OF EDUCATION
FEDERAL PROJECTS FUND
PURCHASE ORDER

Purchase Order **35785**

Date Issued **2/3/25**

Appropriation No. **142E 72220-524 (898)**

Dept. **Student Support**

School **CO**

NOTICE TO VENDOR

1. Purchase order number **MUST** appear on all invoices submitted for payment.

2. Mail **TWO** copies of your invoice promptly to:
 Washington County Board of Education
 405 West College Street
 Jonesborough, Tennessee 37659
 Telephone (423) 753-1105

TO **The University of Tennessee**
Center for Learning, Education & Employment
600 Henley Street, Ste 312
Knoxville, TN 37996

Deliver to **Washington County Schools**
405 W. College Street
Jonesborough, TN 37659

Via **Jacki Wolfe**

on or before

Articles on this order must be charged to account of

ITEM NO.	ARTICLES OR SERVICES	CODE	QUANTITY & UNIT	UNIT PRICE	TOTAL
	(Unless otherwise stated all prices F.O.B. Destination) See attached invoice				
GRAND TOTAL - INCLUDING ALL ATTACHED PAGES					40,000

SUBJECT TO THE FOLLOWING CONDITIONS

1. All packages, cartons or other containers must be plainly marked with the purchase order number.
2. The right is reserved to purchase in the open market and to charge the difference to the Vendor in the event that deliveries are not made at the time specified in the bid and on this order.
3. Whenever a delivery is rejected, the Vendor shall be notified and be given the reason for the rejection. All rejected deliveries shall be held at the Vendor's risk and he shall bear the expense of removal.
4. No changes in or cancellations of this purchase order shall be recognized by the Vendor unless authorized by special form issued by the Purchasing Agent.
5. Acceptance of this order includes acceptance of all terms, prices, delivery, instructions, specifications and conditions stated.
6. The county is not liable for Federal excise tax or state sales tax.
7. Each shipment and/or each purchase order should be covered by separate invoice.

IMPORTANT: INVOICES AND PACKAGES MUST BEAR PURCHASE ORDER NUMBER


VENDOR'S COPY

There is an otherwise unincumbered balance to the credit of the proper appropriation, allotment or fund to meet the expenditure covered by this purchase.

Authorized Signature

APPROVED:

Purchasing Agent



**THE UNIVERSITY OF
TENNESSEE
KNOXVILLE**

CENTER FOR LEARNING,
EDUCATION & EMPLOYMENT

The University of Tennessee
Center for Learning, Education & Employment
600 Henley Street, Suite 312
Knoxville, TN 37996
Phone: (865) 974-4109

Invoice Date Jan 29, 2025

Invoice # 202501-07

Invoice to:

Washington County
Dr. Jacki Wolfe
405 West College Street
Jonesborough, TN 37659

wolfej@wcde.org

DUE UPON RECEIPT

FOR: Preschool Improvement- Budget Period Sep 1, 2024 - Jun 30, 2025

Service Date	Description	Line Total
9/1/2024-6/30/2025	Travel	3,010.00
	Personnel (salary, benefites, tuition)	25,897.00
	Professional Development	1,473.00
	Data/contracts	2,550.00
	Supplies, Telephone, Postage & Shipping, Occupancy, Equipment Rental & Maintenance, Printing & Publication	1,853.00

Subtotal: \$ 34,783.00

Indirect Cost: \$ 5,217.00

PAST DUE:

TOTAL DUE: \$ 40,000.00

Make all checks payable to **The University of Tennessee**
Remit to: Center for Learning, Education & Employment, 600 Henley Street, Ste 312, Knoxville, TN 37996

If you have any questions concerning this invoice,
contact us at 865-974-4109, CLEE_Business@utk.edu

Thanks for letting us serve you!

GRANTS REQUEST

Reminder: Applied for EPA Clean School Bus Rebate Program (will be announced in May 2025) and VW STATE Grant (forecast)

<p>Electric Bus</p>	<p>Central States quote: 155Kw (STD Range) \$373,694.00. Infrastructure: The cost of the Evolution charging station is \$5373 quote. BridgeRidge's estimated cost is \$10,775.00 to connect one charging station at BCE. Two grants to pursue: 1. EPA Clean School Bus (CSB) Rebate Program (federal) due Jan 14th. One School Board member must sign the 2024 CBS Rebate Program School Board Awareness Certification, an example here, for the application. Buses serving school districts that are not prioritized ZE class 7 bus UPTO \$170,000 (bus + charging Infrastructure.)</p> <p>This grant is forecasted: would like to apply: 2. VW STATE GRANT is opening in January. - 75% towards the purchase of a new bus, and that would include infrastructure. The plan is to stack the general and federal awards to pay for the bus and infrastructure. These are matching grants; if only one is awarded, we and/or WCG will need to match the remainder of the funds for the project. Update: The EPA grant has been submitted.</p>
----------------------------	---

School-Based Mental Health Services Grant Program (forecast):

Would like to apply:

<p>School-Based Mental Health Services Grant Program</p>	<p>SMHS grant application will support the salaries of two Behavioral Interventionist, focusing on Tier II Behavioral support.</p>	<p>This forecasted grant opportunity requires non-Federal matching funds amounting at least 25% of their total project budget. This requirement promotes the sustainability of school-based mental health services. The budget that is being suggested for two Behavioral Intervention Specialists equals \$180,000-\$200,000 per year for 5 years. That would be a \$45,000-\$50,000 match (local funds) per year for 5 years. Please approve the 25% match requirement. Match may be in cash or possibly in-kind depending on new guidelines.</p>
---	--	---

Community Oriented Policing Services (COPS) School Violence Prevention Program (SVPP) (forecast):

Would like to apply in partnership with WCSO:

Community Oriented Policing Services (COPS) School Violence Prevention Program (SVPP)	The forecasted grant opportunity is three years (36 months) in duration for a maximum federal share of \$500,000 per award. There is a local cash match (cost share) requirement of at least 25 percent. The grant would be for \$666,666 total with \$500,000 being the federal grant and \$166,667. The district is looking into funding support for fencing and window bullet-resistant film for the schools' doors and windows. Please approve the 25% match requirement.
--	---

Information and Documentation Needed for Bidding Insurance

Workers Compensation

- Annual estimated payroll for 2025-2026 by each classification
- Number of employees (full time and part time) by classification
- Number of volunteer firefighters, auxiliary/reserve police officers, and elected officials
- Choice of Employers Liability limits
- Five years of detailed loss history including open reserves and paid amounts

Property

- Statement of Values including location, occupancy, construction, year built, number of stories, square footage, 100% replacement cost value for both buildings and contents for each building
- Identification of any vacant or unoccupied buildings
- Identification of all security cameras
- Choice of limits for extra expense, accounts receivable, valuable papers, ordinance or law, debris removal, land improvements, miscellaneous equipment (sports equipment, band uniforms and instruments, cameras), signs and lighting.
- Choice of flood and earthquake limits per occurrence and aggregate
- Identification of locations in Flood Zone A (100 year flood zone)
- Choice of preferred deductibles
- Equipment list including all contractor equipment with description, make, model and serial number with actual cash value
- Computer equipment list at replacement cost value
- Five years of detailed loss history including open reserves and paid amounts

General Liability

- Number of Work Based Learning Students for both medical profession and all other professions
- Number of students by Pre-K, K-8, and 9-12
- Number of bleachers
- Stadium receipts
- Number of teachers, assistants, substitutes, coaches, administrators, clerical staff, bus drivers, food service staff, IT staff, maintenance staff, janitorial staff by classification
- Types of CTE classes
- Choice of bodily injury, personal injury, property damage limits per occurrence and aggregate
- Choice of abuse and molestation limits per occurrence and aggregate
- Choice of non-monetary defense cost coverage
- Choice of preferred deductibles
- Identification of all contracted operations including copy of Additional Insured certificate of insurance
- Five years of detailed loss history including open reserves and paid amounts including details of any claim over \$25,000

Errors or Omissions Liability and Employment Practices Liability

- Total number of employees

- Choice of limits per occurrence and aggregate
- Choice of non-monetary defense cost coverage
- Choice of preferred deductible
- Retroactive date
- Five years of detailed loss history including open reserves and paid amounts including details of any claim over \$25,000

Law Enforcement Liability

- Number of contracted SROs
- Number of employed SROs
- List of duties assigned to SROs
- A copy of Additional Insured certificate of insurance for each contracted SRO including proof of Workers Compensation coverage with waivers of subrogation
- Five years of detailed loss history including open reserves and paid amounts

Auto Liability and Physical Damage

- Schedule of all autos and buses with make, model, year, complete serial number, and original cost new for each auto and bus
- Current drivers list with name, license number, date of birth, and state of license
- Choice of actual cash value or replacement cost for buses
- Choice of garagekeepers liability and physical damage for buses parked a one location
- Choice of bodily injury and property damage for liability per occurrence
- Choice of uninsured motorists limit
- Choice of preferred deductibles
- Five years of detailed loss history including open reserves and paid amounts

Cyber Liability and Response Expenses

- Choice of limits for Defense and Liability, Ransomware and Extortion, Bricking, Cryptojacking, Social Engineering, and Response Expenses, including Data Recovery, Reputational Harm, and Credit Monitoring Requirements
- Choice of preferred deductibles
- Five years of detailed loss history including open reserves and paid amounts

Student Accident

- Total number of students
- List of sports activities to be covered
- Choice of limits excess of any other collectible insurance
- List of medical expenses to be covered
- Choice of preferred deductible
- Five years of detailed loss history

General Information and Requirements

- Governmental Pools are assessable. Request copy of most recent financial statement
- Commercial Insurance Carriers are not assessable and are rated by AM Best. Request AM Best rating of A or better
- Semi annual claim reviews

- Workers Compensation is auditable
- Process timely Certificates of Insurance
- Complete copy of full insurance policies
- Explanation of excess and reinsurance of carrier if applicable. Separate policies?
- Defense attorney assignment. Currently, Scott Bennett is the assigned defense attorney with Liberty Mutual and is currently involved in larger exposure claims for WCDE and Liberty Mutual

CES Corporation

812 Blakely Court
PO Box 14620
Knoxville, TN 37914
Tele: 865-523-3070

cescorporation@comcast.net

TN Lic CO376
UL Listed Fire Alarm Installer

To: Washington County BOE
Attn: Brad Dingus

R Vest
5-Feb-25



Job: Asbury Fire Alarm Upgrade

Qty	Model	Description
SIEMENS CERBERUS PRO FIRE ALARM SYSTEM		
1	S54400-C14-A1	SIEMENS FC922-US 252-POINT SYSTEM
1	S54400-A63-A1	SIEMENS FCA2015-U1 DIALER MODULE (DACT)
1	S54400-B19-A1	SIEMENS FHA2056-R1 MPC6000 MIGRATION KIT
2	SLAA-12-7F	BATTERY 7 AMP HR 12 V
24	S54320-F4-A2	SIEMENS OP921 OPTICAL SMOKE DETECTOR
3	S54320-F5-A2	SIEMENS HI921 HEAT DETECTOR
6	S54321-F7-A1	SIEMENS XMS-S MANUAL PULL STATION, SINGLE-ACTION
6	S54319-B23-A1	SIEMENS FDBZ492-HR DUCT HOUSING / RELAY
6	S54320-F4-A2	SIEMENS OP921 OPTICAL SMOKE DETECTOR
6	500-649711	SIEMENS ST-25 SAMPLING TUBE, 2.5
GRAND TOTAL		\$8,865.00

Notes:

All cabling and signal devices to be reused.
Upgrade and replacement of detection devices Faraday Fire Alarm system

CES Corporation

812 Blakely Court
 PO Box 14620
 Knoxville, TN 37914
 Tele: 865-523-3070

cescorporation@comcast.net



TN Lic CO376
 UL Listed Fire Alarm Installer

To: Washington County BOE
 Attn: Bradley Dingus

R Vest
 10-Feb-25



Job: Daniel Boone 900 Bld

Qty	Model	Description	Unit	Ext	Labor	Ext
SIEMENS CERBERUS PRO FIRE ALARM SYSTEM						
1	S54400-C14-A1	SIEMENS FC922-US 252-POINT SYSTEM				
1	S54400-C55-A2	SIEMENS FHK2002-R3 RED ENCLOSE KIT 2 HGT				
1	S54400-A63-A1	SIEMENS FCA2015-U1 DIALER MODULE (DACT)				
1	S54400-A54-A1	SIEMENS FCI2011-U1 NAC EXPANSION CARD				
2	SLAA-12-18NB	BATTERY 18 AMP HR 12V				
8	S54320-F4-A2	SIEMENS OP921 OPTICAL SMOKE DETECTOR				
1	S54319-B23-A1	SIEMENS FDBZ492-HR DUCT HOUSING / RELAY				
1	S54320-F4-A2	SIEMENS OP921 OPTICAL SMOKE DETECTOR				
1	500-649711	SIEMENS ST-25 SAMPLING TUBE, 2.5				

GRAND TOTAL \$5,250.00

- 1 EVAC Panel to Be Reconnected
- 2 Faraday MPV 6000 Panle Upgraded to Siemens
- 3 All Smoke Detectors to be replaced
- 4 Duct Detectors to be Replaced
- 5 Manual Pull Stations to be Reconnected.

CES Corporation

812 Blakely Court
 PO Box 14620
Knoxville, TN 37914
 Tele: 865-523-3070



TN Lic CO376
 UL Listed Fire Alarm Installer

cescorporation@comcast.net

To: Washington County BOE
 Attn: Bradley Dingus

R Vest
 10-Feb-25



Job: Daniel Boone 1000 Bld

Qty	Model	Description	Unit	Ext	Labor	Ext
SIEMENS CERBERUS PRO FIRE ALARM SYSTEM						
1	S54400-C14-A1	SIEMENS FC922-US 252-POINT SYSTEM				
1	S54400-C55-A2	SIEMENS FHK2002-R3 RED ENCLOSE KIT 2 HGT				
1	S54400-A63-A1	SIEMENS FCA2015-U1 DIALER MODULE (DACT)				
1	S54400-A54-A1	SIEMENS FCI2011-U1 NAC EXPANSION CARD				
2	SLAA-12-18NB	BATTERY 18 AMP HR 12V				
9	S54320-F4-A2	SIEMENS OP921 OPTICAL SMOKE DETECTOR				
4	S54319-B23-A1	SIEMENS FDBZ492-HR DUCT HOUSING / RELAY				
4	S54320-F4-A2	SIEMENS OP921 OPTICAL SMOKE DETECTOR				
4	500-649711	SIEMENS ST-25 SAMPLING TUBE, 2.5				

GRAND TOTAL

\$6,550.00

Notes:

- 1 EVAC Panel to Be Reconnected
- 2 Faraday MPV 6000 Panle Upgraded to Siemens
- 3 All Smoke Detectors to be replaced
- 4 Duct Detectors to be Replaced
- 5 Manual Pull Stations to be Reconnected.

CES Corporation

812 Blakely Court
PO Box 14620
Knoxville, TN 37914
Tele: 865-523-3070

cescorporation@comcast.net

TN Lic CO376
UL Listed Fire Alarm Installer

To: Washington County BOE
Attn: Bradley Dingus

R Vest
7-Feb-25



CESco

Job: Daniel Boone High Main Building Fire Alarm Upgrade

Qty	Model	Description
SIEMENS CERBERUS PRO FIRE ALARM SYSTEM		
1	S54400-C15-A1	SIEMENS FC924-US 504-POINT SYSTEM
1	S54400-C55-A2	SIEMENS FHK2002-R3 RED ENCLOSE KIT 2 HGT
1	S54400-A63-A1	SIEMENS FCA2015-U1 DIALER MODULE (DACT)
1	S54400-A39-A1	SIEMENS FCA2016-U1 RS485 CLASS A MOD (ISO)
1	S54400-B16-A1	SIEMENS FT2015-R3 REMOTE ANNUNCIATOR (KEY, RED)
2	SLAA-12-18NB	BATTERY 18 AMP HR 12V
160	S54320-F4-A2	SIEMENS OP921 OPTICAL SMOKE DETECTOR
11	S54320-F5-A2	SIEMENS HI921 HEAT DETECTOR
60	S54319-B23-A1	SIEMENS FDBZ492-HR DUCT HOUSING / RELAY
60	S54320-F4-A2	SIEMENS OP921 OPTICAL SMOKE DETECTOR
60	500-649711	SIEMENS ST-25 SAMPLING TUBE, 2.5

GRAND TOTAL \$44,925.00

Notes:

- 1 Upgrade Main Fire Alarm Panel
- 2 Replace all Addressable Smoke Detectors
- 3 Replace all Heat Detectors
- 4 Replace all Duct Detectors
- 5 All Signal Devices to be Reconnected
- 6 EVAC Panle to be Reconnected
- 7 Install New Remote Annunicator Office

CES Corporation

812 Blakely Court
PO Box 14620
Knoxville, TN 37914
Tele: 865-523-3070

cescorporation@comcast.net

TN Lic CO376
UL Listed Fire Alarm Installer

To: Washington Co BOE
Attn: Brad Dingus

R Vest
4-Feb-25



Job: Grandview Elem Fire Alarm Updates

Qty	Model	Description
SIEMENS CERBERUS PRO FIRE ALARM SYSTEM		
224	S54320-F4-A2	SIEMENS OP921 OPTICAL SMOKE DETECTOR
61	S54319-B23-A1	SIEMENS FDBZ492-HR DUCT HOUSING / RELAY
61	S54320-F4-A2	SIEMENS OP921 OPTICAL SMOKE DETECTOR
61	500-649711	SIEMENS ST-25 SAMPLING TUBE, 2.5
1	Lift	Lift For Gym

GRAND TOTAL \$39,700.00

Notes:

- 1 Program, label and Replace 224 smoke detectors
- 2 Program, label and Replace 61 Duct Detectors

CES Corporation

812 Blakely Court
 PO Box 14620
 Knoxville, TN 37914
 Tele: 865-523-3070

cescorporation@comcast.net



TN Lic CO376
 UL Listed Fire Alarm Installer

To: Washington County BOE
 Attn: Bradley Dingus

R Vest
 7-Feb-25



Job: Ridgeview Fire Alarm Upgrade

Qty	Model	Description	Unit	Ext	Labor	Ext
SIEMENS CERBERUS PRO FIRE ALARM SYSTEM						
1	S54400-C15-A1	SIEMENS FC924-US 504-POINT SYSTEM				
1	S54400-C55-A2	SIEMENS FHK2002-R3 RED ENCLOSE KIT 2 HGT				
1	S54400-A63-A1	SIEMENS FCA2015-U1 DIALER MODULE (DACT)				
1	S54400-A39-A1	SIEMENS FCA2016-U1 RS485 CLASS A MOD (ISO)				
1	S54400-B16-A1	SIEMENS FT2015-R3 REMOTE ANNUNCIATOR (KEY, RED)				
2	SLAA-12-18NB	BATTERY 18 AMP HR 12V				
79	S54320-F4-A2	SIEMENS OP921 OPTICAL SMOKE DETECTOR				
5	S54320-F5-A2	SIEMENS HI921 HEAT DETECTOR				
30	S54319-B23-A1	SIEMENS FDBZ492-HR DUCT HOUSING / RELAY				
30	S54320-F4-A2	SIEMENS OP921 OPTICAL SMOKE DETECTOR				
30	500-649711	SIEMENS ST-25 SAMPLING TUBE, 2.5				

GRAND TOTAL

\$26,400.00

- 1 Upgrade Fire alarm Panel
- 2 Reconnect Evac Panel
- 3 Reconnect All Signal Devices
- 4 Replace All Addressable Smoke Detectors
- 5 Replace All Duct Detectors
- 6 Replace Remote Annunciator Office**
- 7 Reconnect Manual Pull Stations

Jerry S. Boyd
Superintendent



WASHINGTON
COUNTY SCHOOLS
INSPIRE ★ STRIVE ★ THRIVE

BOARD OF EDUCATION
Eric Barnes
Annette Buchanan
Keith Ervin
Chad Fleenor
David Hammond
Gregg Huddleston
Mike Masters
Whitney Riddle
Vince Walters

TO: Dr. Jarrod Adams

FROM: Bradley Dingus, Maintenance Department (Fire Systems/Alarms)

DATE: February 21, 2025

SUBJECT: Quotes for fire alarm system updates

The quotes listed below are for the fire alarm panel and device updates due to the existing panels being outdated and obsolete. Parts are no longer available for the systems at these schools. The systems have faults and issues constantly due to the age of the devices. It was instructed by our fire alarm company, CES Corporation, (Knoxville, TN) that these devices are to be changed out every 10 years. The current systems have been in place for over 10 years. I have spoken to the schools and they shared that the panels beep constantly in *trouble mode* because the devices have issues due to age and the weather. These older devices go in and out of trouble mode when they get cold and hot as a result of the device's age. I have listed, by priority, the quotes from CES Corporation to have the systems replaced at these schools as soon as possible.

Daniel Boone High School Main Building	\$ 44,925.00
Daniel Boone High School 900 Building	\$ 6,550.00
Daniel Boone High School 1000 Building	\$ 5,250.00
Asbury	\$ 8,865.00
Ridgeview Elementary	\$26,400.00
Grandview Elementary	\$39,700.00

Grand Total \$131,690.00



Proposal

2812 Boyds Creek Hwy
Sevierville, TN 37876
Office:(865)453-3995
Fax:(865)429-2431

DATE February 24, 2025
Job Name Lamar Elementary School
Job Location Jonesborough, TN

Washington County Schools
405 W. College St.
Jonesborough, TN 37659

Quotation valid until: March 24, 2025
Prepared by: Lisa Zielinski

Attn: Michelle Stallard

Architect: n/a **Start Date:** **Job Phone:** 423-426-0774
Sq. Footage: 8428 **Type of Floor:** wood **After Hours Contact:**

Line Item	AMOUNT
To provide all labor, materials and services for the following: Sand and Refinish; Machine sand with coarse, medium and fine grades of sandpaper to achieve a level, smooth, uniform surface. Remove sanding dust by vacuum. Apply coats of sealer and coats of oil base finish.	21,355.00
Small Repair of damaged wood. Include game lines, lettering and logo.	
TOTAL	\$ 21,355.00

Finchum Sports Flooring LLC

All material is guaranteed to be as specified. All work is to be complete in a substantial workmanlike manner according to specifications submitted, per standard practices. Any alteration or deviation from above specifications involving material increase costs due to pandemic; extra costs will be executed only upon written orders and will become an extra charge over and above the contract. All agreements contingent upon circumstances such as strikes, accidents, pandemics or acts of God or delays that are beyond our control. Owner is to carry fire, tornado and other necessary insurance. Our workers are fully covered by Workers Compensation Insurance.

Estimator Signature

ACCEPTANCE OF PROPOSAL

The above prices, specifications, and conditions are satisfactory and are hereby accepted. Finchum Sports Floors, LLC. Is authorized to complete the work as specified.

SIGNATURE: _____ **Date of Acceptance:** _____



Proposal

2812 Boyds Creek Hwy
 Sevierville, TN 37876
 Office: (865)453-3995
 Fax: (865)429-2431

DATE February 24, 2025
Job Name David Crackett H.S.
Job Location Jonesborough, TN

Washington County Schools
 405 W. College St.
 Jonesborough, TN 37659

Quotation valid until: March 24, 2025
Prepared by: Lisa Zielinski

Attn: Michelle Stallard

Architect: n/a **Start Date:** **Job Phone:** 423-426-0774
Sq. Footage: 8268 **Type of Floor:** wood **After Hours Contact:**

Line Item	AMOUNT
To provide all labor, materials and services for the following: Sand and Refinish; Machine sand with coarse, medium and fine grades of sandpaper to achieve a level, smooth, uniform surface. Remove sanding dust by vacuum. Apply coats of sealer and coats of oil base finish. Includes game lines, lettering and logo.	20,918.00
TOTAL	\$ 20,918.00

Finchum Sports Flooring LLC

All material is guaranteed to be as specified. All work is to be complete in a substantial workmanlike manner according to specifications submitted, per standard practices. Any alteration or deviation from above specifications involving material increase costs due to pandemic; extra costs will be executed only upon written orders and will become an extra charge over and above the contract. All agreements contingent upon circumstances such as strikes, accidents, pandemics or acts of God or delays that are beyond our control. Owner is to carry fire, tornado and other necessary insurance. Our workers are fully covered by Workers Compensation Insurance.

Estimator Signature

ACCEPTANCE OF PROPOSAL

The above prices, specifications, and conditions are satisfactory and are hereby accepted. Finchum Sports Floors, LLC. Is authorized to complete the work as specified.

SIGNATURE: _____ **Date of Acceptance:** _____



Estimate

02/24/2025

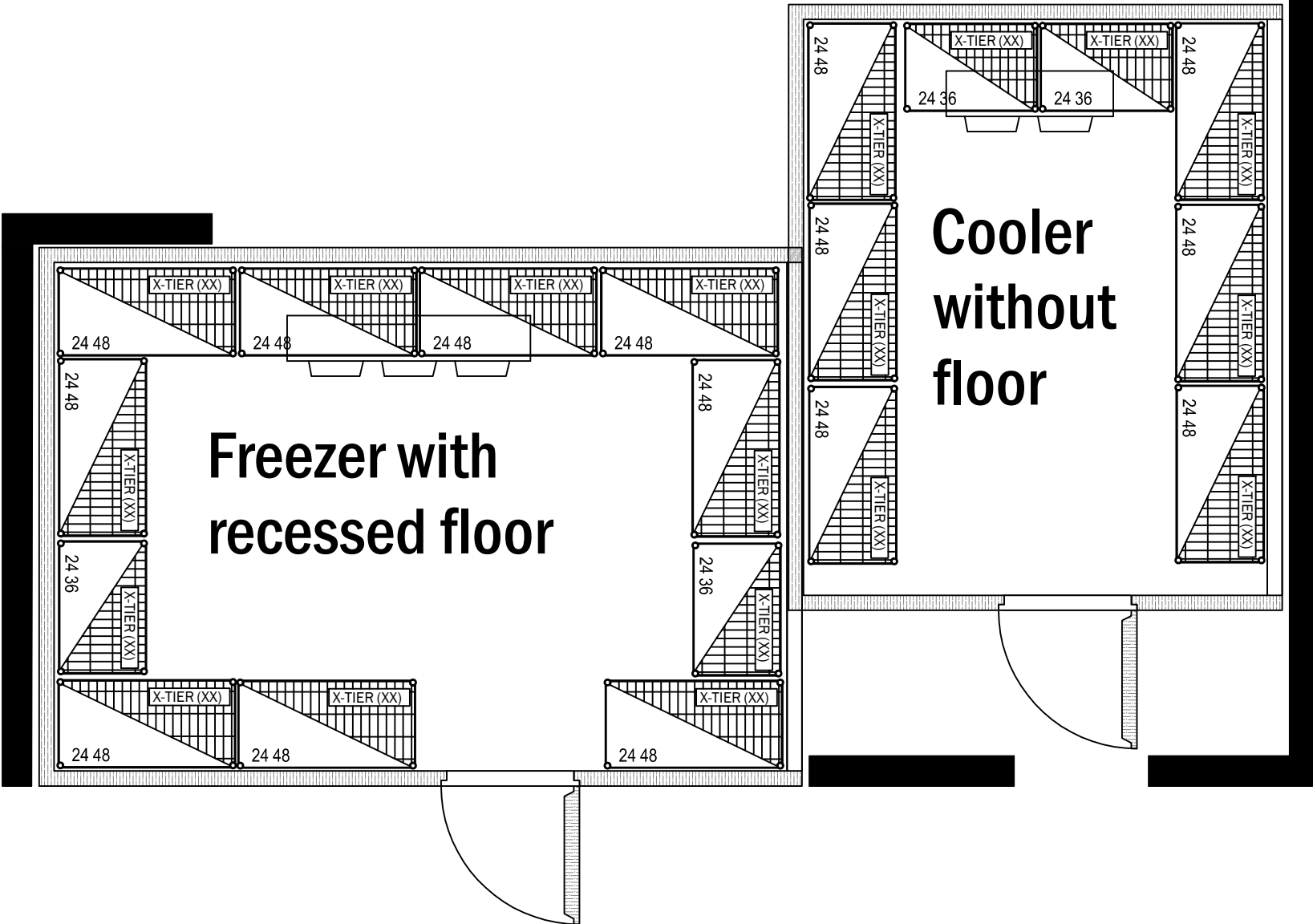
Project:
 BUDGET David Crockett High
 School Washington County Schools

From:
 PMR
 Raymond Ward
 1305 Lakes Parkway
 Lawrenceville, GA 30043
 (770)441-3100
 770-4410-3100 (Contact)

Item	Qty	Description	Budget	Budget Total
1	1 ea	<p>CUSTOM</p> <p>Thermo-Kool Model No. CUSTOM THERMO-KOOL Walk-in Cooler/Freezer 27' 8" x 17' 5" x 8' 10" High Insulation: 4" DURATHANE, all-urethane foamed-in-place (Class 1) Exterior: Stucco Galvanized Interior Walls: Stucco Galvanized Interior Ceilings: White Stucco Galvanized Interior Freezer Floor - 1/8" Aluminum Treadplate *FLOOR PANELS NOT DESIGNED FOR ROLLING TRAFFIC OR PALLET JACK USE* Freezer with Floor - recessed by 4", Cooler Floorless w/ vinyl u-channel screeds (2) 36" x 78" Flush Mounted Entrance Door(s), with hardware, Pilot light & switch assembly, vapor proof light & dial thermometer. NSF LISTED (2) Door(s) with (2) Hinges per door (2) Kason # 1806 LED light fixture at door(s) (2) Thermo-Kool TK4700 walk-in monitor system with TK4 panic switch, motion detector, battery backups, dry contacts and thermostatically controlled heater wires (2) 14" x 14" peep window w/ heated frame & glass (2) 36"H 1/8" Aluminum Treadplate kickplates int & ext (2) vinyl strip curtain (2) Offset (2) Pressure relief vent(s) (5) 48" LED light fixture(s) w/ bulbs Enclosure panels Trim (2) Extended Threshold</p> <p>1 1/2 HP, Remote Pre Assembled Refrig. System Model RFO150E4SGA 460/60/3 Medium Temperature, base, weather hood, winter controls, Scroll, Air-cooled, R448A (3.8 Compressor RLA) with RL6A117DDA 230/60/1 coil (1 amps) with Dual Speed EC motor and EcoNET control package</p> <p>5 HP, Remote Pre Assembled Refrig. System Model RFO500L4SGB 460/60/3 Low Temperature, base, weather hood, winter controls, Scroll, Air-cooled, R448A (8 Compressor RLA) with RL6E142DDA</p>	73,669.20	73,669.20

Item	Qty	Description	Budget	Budget Total
		230/60/1 coil (1.5 amps fan amps, 14.3 heater amps) with Dual Speed EC motor and EcoNET control package. Accessories: Suction Line Accumulator & Filter		
		2 Compressor warranties		
	1 ea	FREIGHT FREIGHT	2,200.00	2,200.00
	1 ea	Custom REMOVAL AND INSTALL REMOVAL AND INSTALL by FSD or their sub contractor. Disconnect refrigeration and electricity. Remove existing walk in and dispose. Build new walk in cooler and freezer. Connect refrigeration, drain line and electricity. Work by Washington County Schools Existing electrical modifications, Sprinkler removal and install, concrete work under existing walk in and concrete pad for new condensing units. Electrical junction box or disconnect will be within 6' of new equipment.	39,589.00	39,589.00
2	60 ea	WIRE SHELVING Winco Model No. VEX-2448 Packed 2 ea Shelf, 48" x 24", includes (4) sleeve clips per shelf, wire, epoxy coated, green, NSF (Qty Break = 2 each)	43.72	2,623.20
	16 ea	VEX-2436 Shelf, 36" x 24", includes (4) sleeve clips per shelf, wire, epoxy coated, green, NSF (Qty Break = 2 each)	36.04	576.64
	76 ea	VEX-72P Shelf Post, 72"H, epoxy coated, green, NSF (Qty Break = 4 each)	11.13	845.88
Total				119,503.92

David Crockett High School Washington County Schools



Washington County Schools Parking Lot Assessment 2025

Individual School Analysis and Breakdown
By: WCDE Operations Department

Table of Contents

- Introduction
- Asbury Optional High School
- Boones Creek Elementary
- Daniel Boone High School
- David Crockett High School
- Fall Branch Elementary
- Grandview Elementary
- Gray Elementary
- Lamar Elementary
- Ridgeview Elementary
- South Central Elementary Sulphur Springs Elementary
- Sulphur Springs Elementary
- Central Office
- Maintenance/Bus Garage
- West View Elementary
- Overall Analysis
- 5 year plan (10 of 14 Schools)- Asbury, DBHS, DCHS, Gray, Lamar, SCES, SSES, CO, Maintenance/Bus, WV
- 5 year plan (4 of 14 Schools)- BCE, GV, RV, FB
- Conclusion

Introduction

- All field work was performed by Summers Taylor asphalt division.
- Summers Taylor provided and in depth analysis of each school site.
- The estimate was created and generated by the following items:
 - Transition Point Milling
 - Parking Lot Sweeping
 - Installation of Bituminous Tack Coat
 - Asphalt Leveling Course
 - 1.5 inch Compacted Asphalt Surface Overlay
- Damaged Areas WILL BE Excavated and Replaced with 6" Compacted Stone Base, 2" Compacted Asphalt Binder, and 1.5" Compacted Asphalt Surface

Asbury Optional High School

Square yards 3,835 = .637 acres
Price based on specs provided in
introduction = \$134,225.00

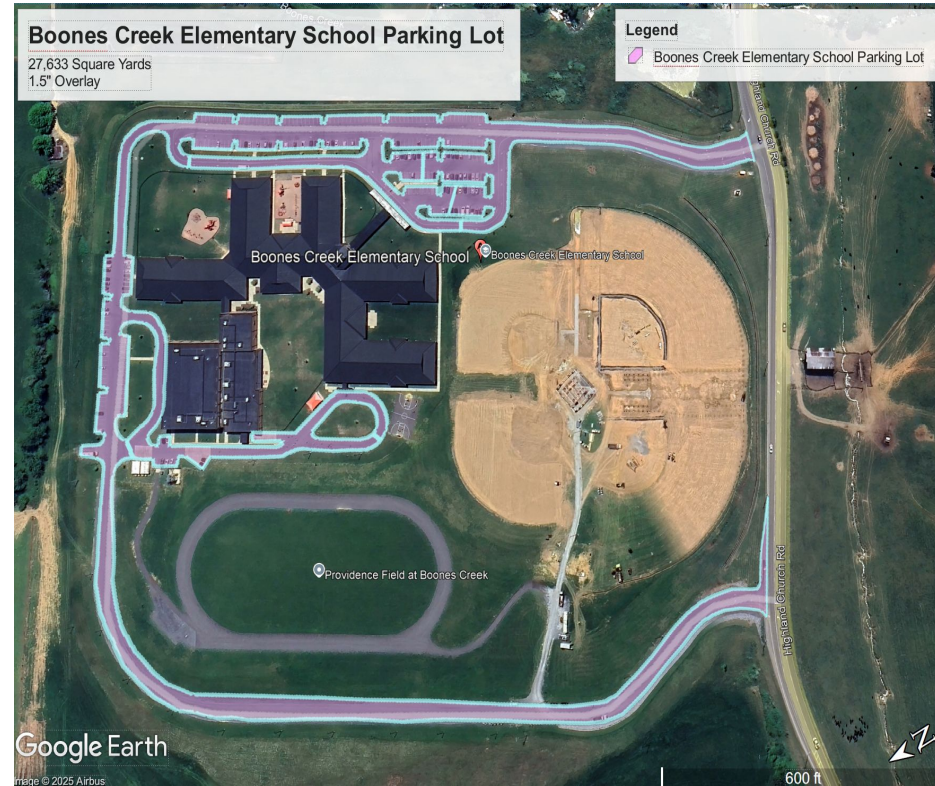
Please add 10% per location following
past 2025, 5% for striping and 5%
increase for wheel stops with reusing
current wheel stops.
(does not include concrete pad for
dumpster/trash trucks)



BCES

Square Yards= 27,633= 5.71 acres of asphalt. Price based on specs provided, \$663,192.00

Please add 10% per location following past 2025, 5% for striping and 5% increase for wheel stops with reusing current wheel stops.
(does not include concrete pad for dumpster/trash trucks)

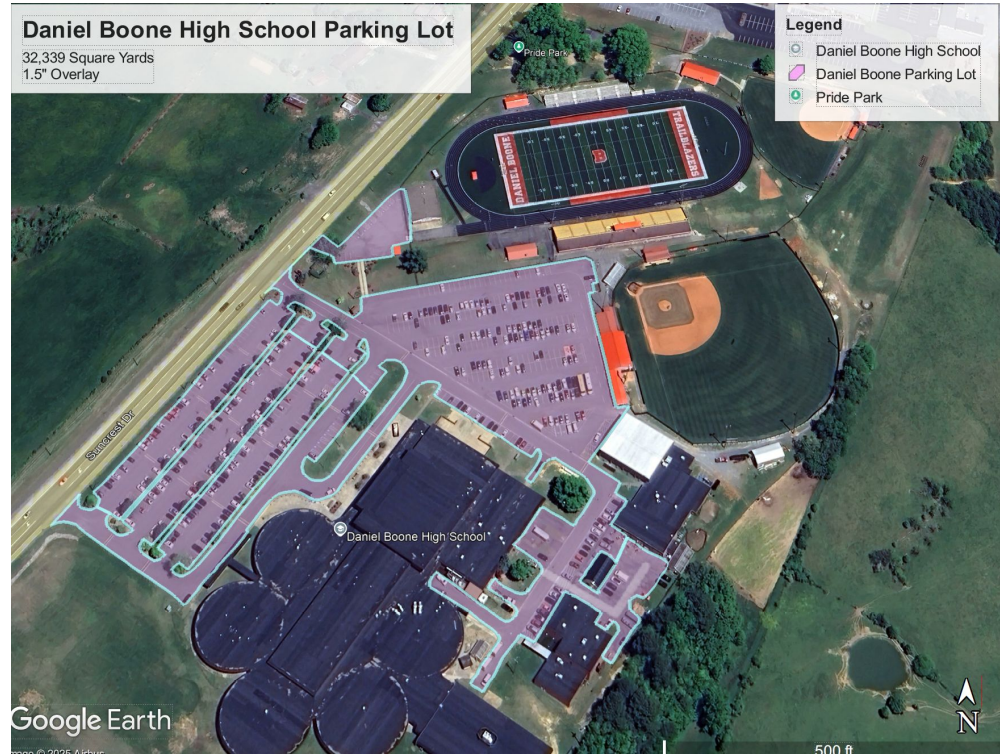


WASHINGTON
COUNTY SCHOOLS
INSPIRE ★ STRIVE ★ THRIVE

DBHS

Square yards- 32,339= 6.68 acres of asphalt. Price is based on the specs provided in introduction- \$808,475

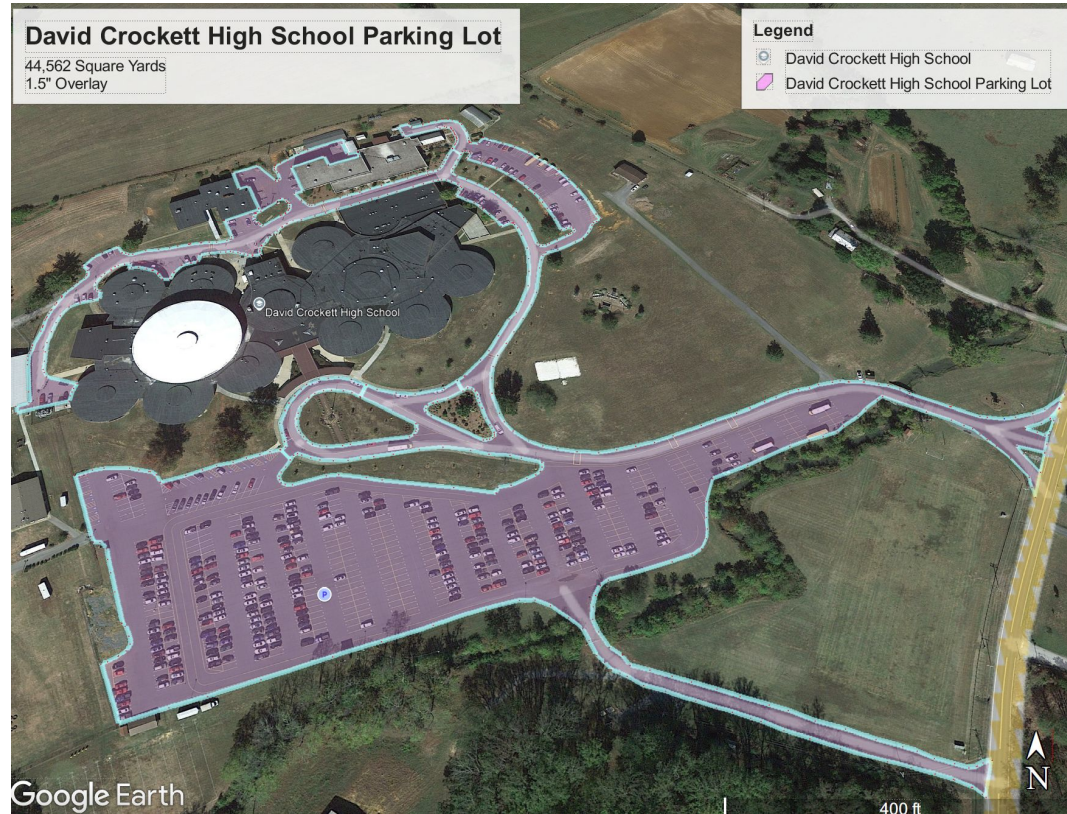
Please add 10% per location following past 2025, 5% for striping and 5% increase for wheel stops with reusing current wheel stops.
(does not include concrete pad for dumpster/trash trucks)



DCHS

Square Yards- 44,562= 9.21 acres of asphalt. Price is based on the specs provided in introduction- \$1,069,488.00

Please add 10% per location following past 2025, 5% for striping and 5% increase for wheel stops with reusing current wheel stops.
(does not include concrete pad for dumpster/trash trucks)

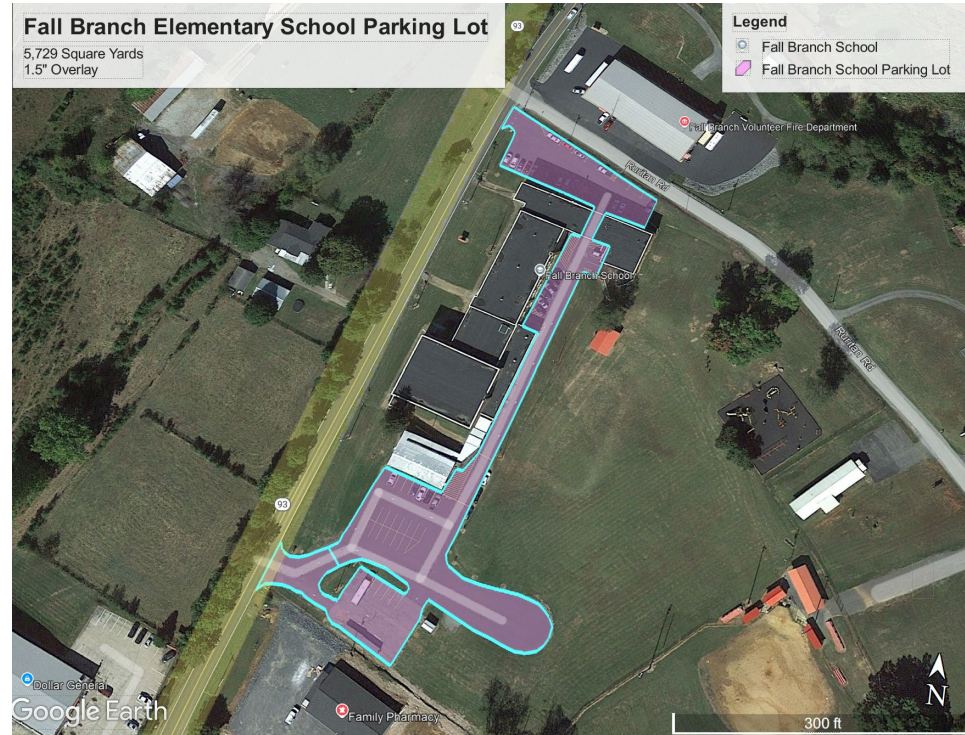


WASHINGTON
COUNTY SCHOOLS
INSPIRE ★ STRIVE ★ THRIVE

Fall Branch

Square Yards- 5,729= 1.19 acres of asphalt. Price based on specs provided in introduction- \$183,328.00

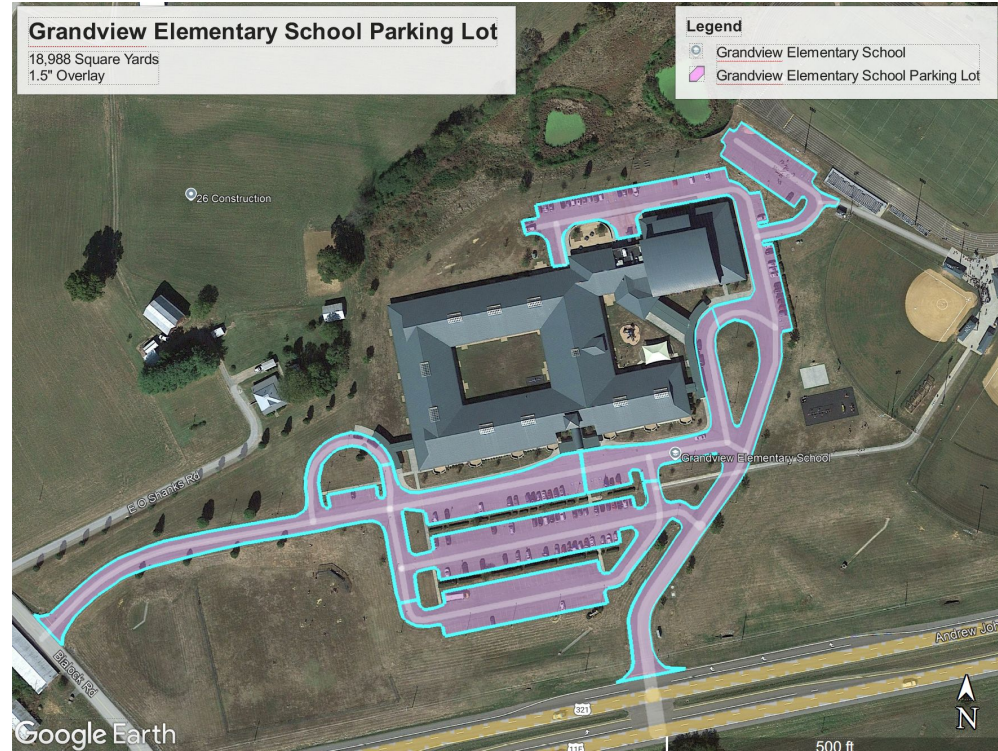
Please add 10% per location following past 2025, 5% for striping and 5% increase for wheel stops with reusing current wheel stops.
(does not include concrete pad for dumpster/trash trucks)



Grandview

Square Yards- 18,988= 3.924 acres of asphalt. Price is based on specs provided in introduction-\$493,688

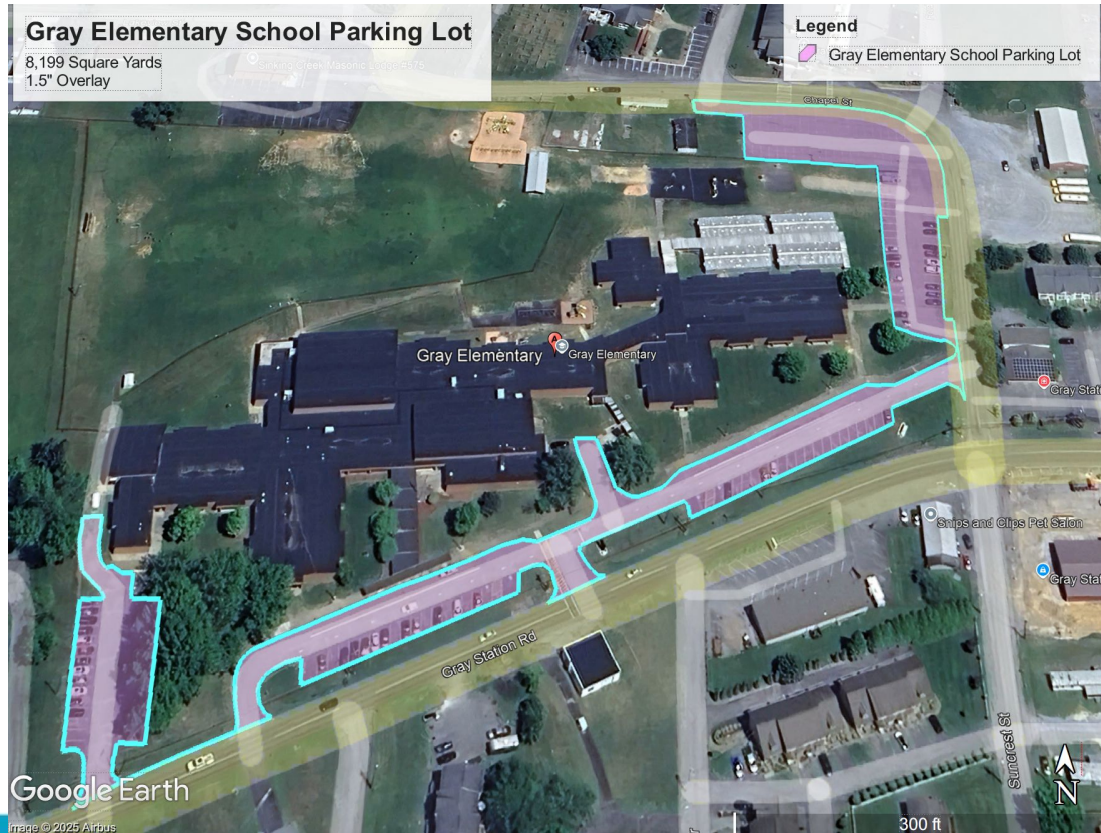
Please add 10% per location following past 2025, 5% for striping and 5% increase for wheel stops with reusing current wheel stops. (does not include concrete pad for dumpster/trash trucks)



Gray

Square Yards- 8,199= 1.7 acres
of asphalt. Price is based on
specs provided in introduction-
\$237,771.00

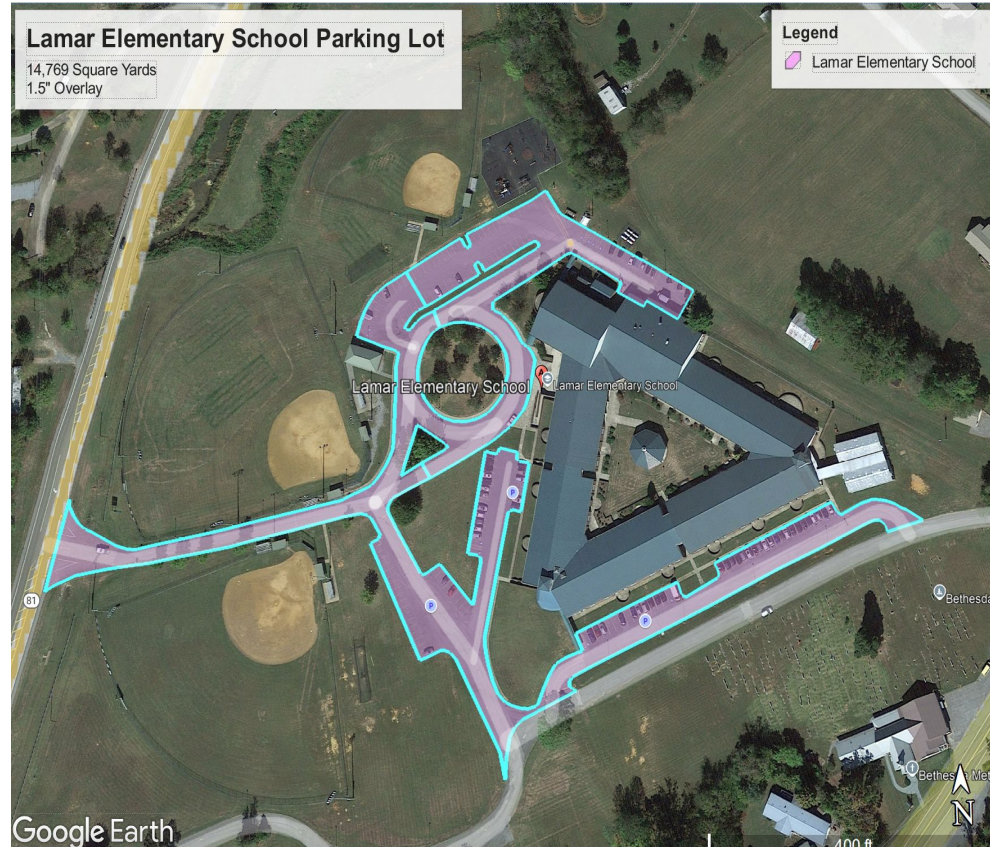
Please add 10% per location
following past 2025, 5% for
striping and 5% increase for
wheel stops with reusing current
wheel stops.
(does not include concrete pad
for dumpster/trash trucks)



Lamar

Square Yards- 14,769= 3.1 acres of asphalt. Price is based on specs provided in introduction- \$383,994

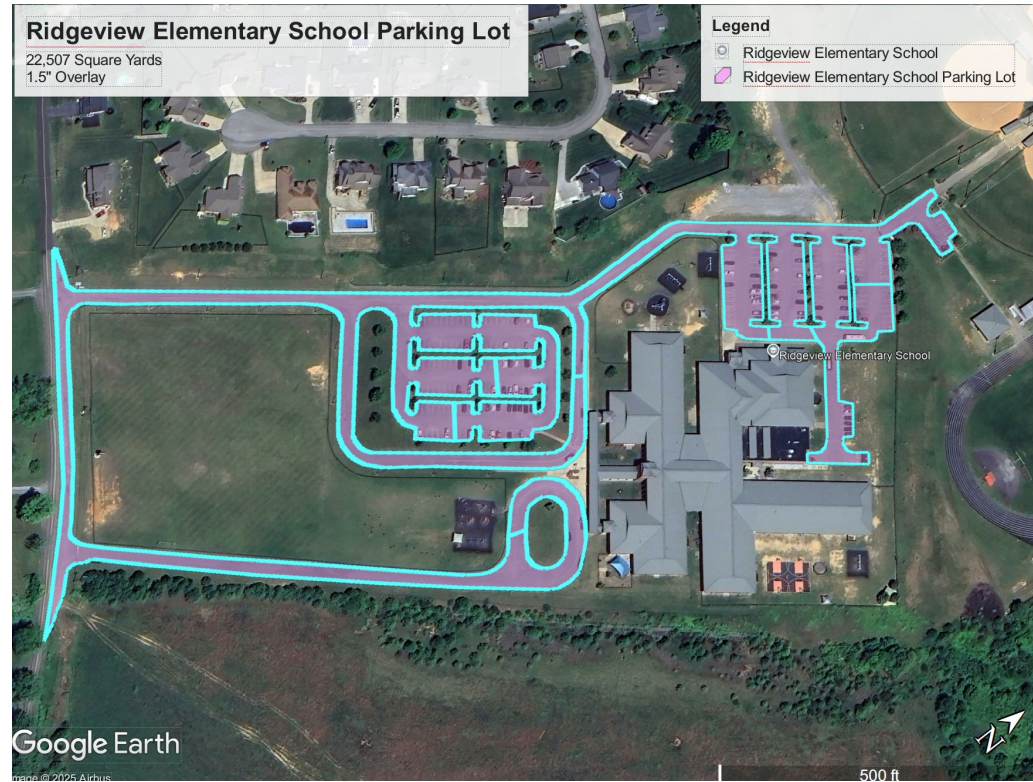
Please add 10% per location following past 2025, 5% for striping and 5% increase for wheel stops with reusing current wheel stops.
(does not include concrete pad for dumpster/trash trucks)



Ridgeview

Square Yards- 22,507= 4.6 acres of asphalt. Price is based on specs provided in introduction- \$562,675

Please add 10% per location following past 2025, 5% for striping and 5% increase for wheel stops with reusing current wheel stops. (does not include concrete pad for dumpster/trash trucks)



South Central

Square Yards- 5,309= 1.1 acres of asphalt. Price is based on specs provided in introduction- \$169,888

Please add 10% per location following past 2025, 5% for striping and 5% increase for wheel stops with reusing current wheel stops.
(does not include concrete pad for dumpster/trash trucks)

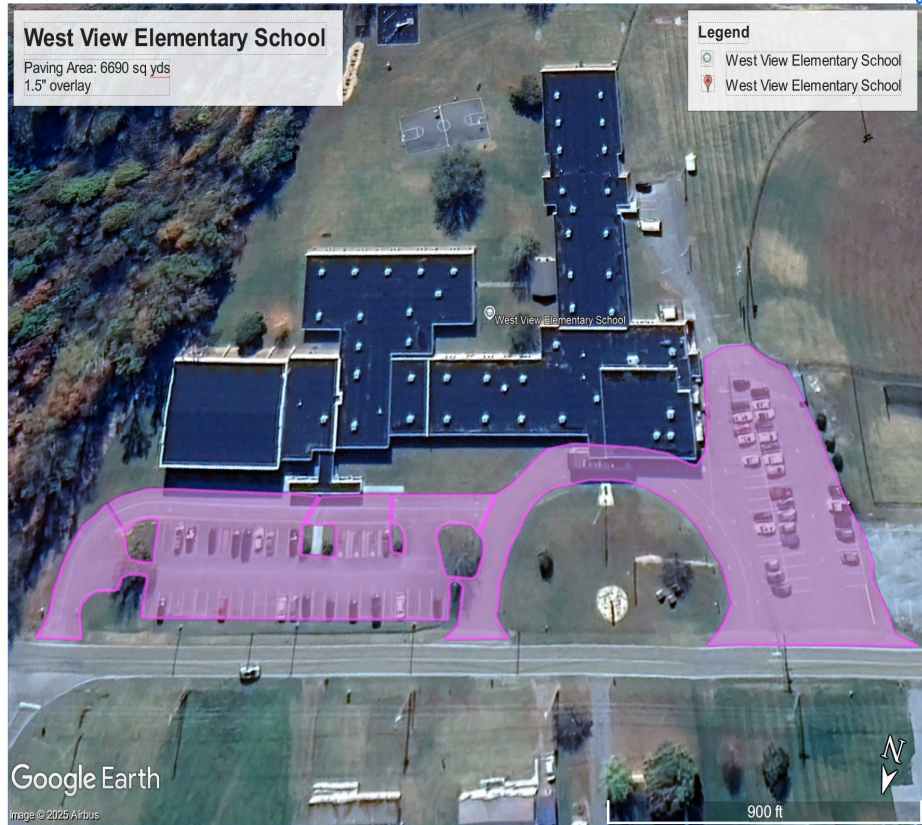


WASHINGTON
COUNTY SCHOOLS
INSPIRE ★ STRIVE ★ THRIVE

West View

Square Yards- 6,690= 1.39 acres of asphalt. The price is based on the specs that were provided in introduction- \$207,390

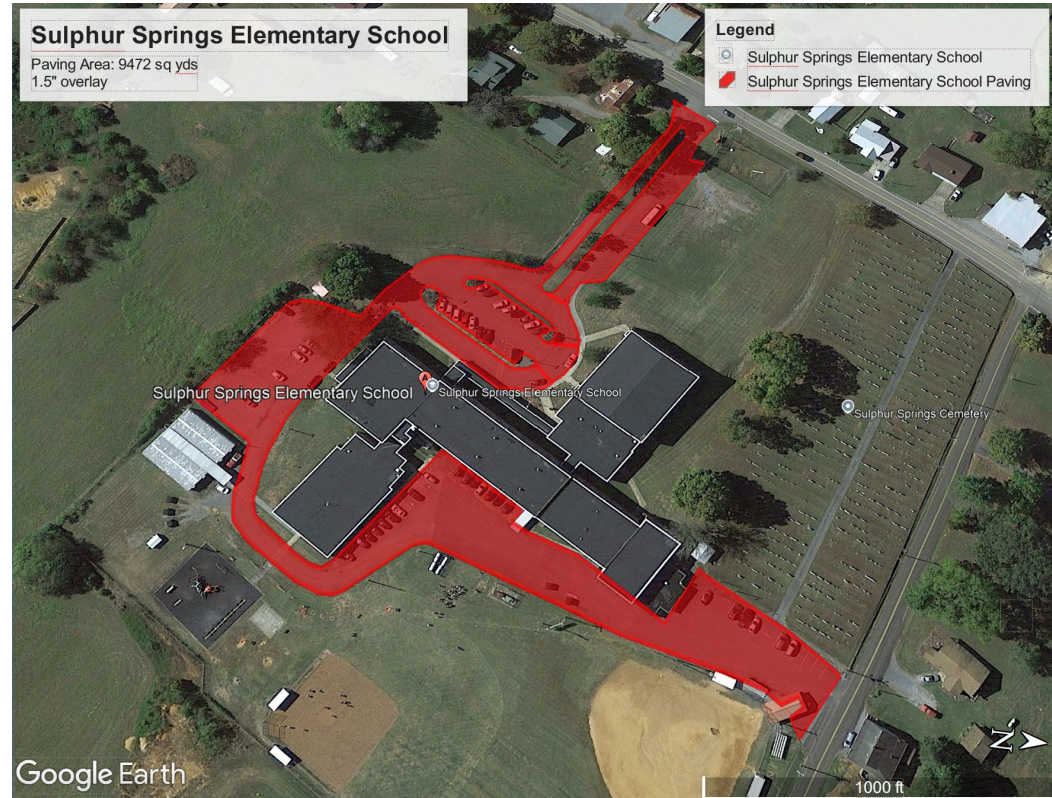
Please add 10% per location following past 2025, 5% for striping and 5% increase for wheel stops with reusing current wheel stops.
(does not include concrete pad for dumpster/trash trucks)



Sulphur Springs

Square Yards- 9,472= 1.96 acres of asphalt. The price is based on the specs that were provided in introduction- \$265,216

Please add 10% per location following past 2025, 5% for striping and 5% increase for wheel stops with reusing current wheel stops. (does not include concrete pad for dumpster/trash trucks)



CO

Square Yards- 3,384= .70 acres of asphalt. The price is based on the specs provided in the introduction- \$128,529

Please add 10% per location following past 2025, 5% for striping and 5% increase for wheel stops with reusing current wheel stops. (does not include concrete pad for dumpster/trash trucks)



Shop Area

Square Yards- 11,386= 2.36 acres of asphalt. The price is based on the specs provided in the introduction- \$307,422

Please add 10% per location following past 2025, 5% for striping and 5% increase for wheel stops with reusing current wheel stops. (does not include concrete pad for dumpster/trash trucks)



Item	Description	Qty	Unit	Unit Price	Ext Price
10	ASBURY OPTIONAL HIGH SCHOOL	3,835.000	SY	\$ 35.00	\$134,225.00
20	BOONES CREEK ELEMENTARY SCHOOL	27,633.000	SY	\$ 24.00	\$663,192.00
30	DANIEL BOONE HIGH SCHOOL	32,339.000	SY	\$ 25.00	\$808,475.00
40	DAVID CROCKETT HIGH SCHOOL	44,562.000	SY	\$ 24.00	\$1,069,488.00
50	FALL BRANCH ELEMENTARY SCHOOL	5,729.000	SY	\$ 32.00	\$183,328.00
60	GRANDVIEW ELEMENTARY SCHOOL	18,988.000	SY	\$ 26.00	\$493,688.00
70	GRAY ELEMENTARY SCHOOL	8,199.000	SY	\$ 29.00	\$237,771.00
80	LAMAR ELEMENTARY SCHOOL	14,769.000	SY	\$ 26.00	\$383,994.00
90	RIDGEVIEW ELEMENTARY SCHOOL	22,507.000	SY	\$ 25.00	\$562,675.00
100	SOUTH CENTRAL ELEMENTARY SCHOOL	5,309.000	SY	\$ 32.00	\$169,888.00
110	SULPHUR SPRINGS ELEMENTARY SCHOOL	9,472.000	SY	\$ 28.00	\$265,216.00
120	WCDE CENTRAL OFFICE	3,384.000	SY	\$ 38.00	\$128,592.00
130	WCDE MAINTENANCE SHOP AND BUS GARAGE	11,386.000	SY	\$ 27.00	\$307,422.00
140	WEST VIEW ELEMENTARY SCHOOL	6,690.000	SY	\$ 31.00	\$207,390.00
Grand Total:					\$5,615,344.00

PROJECT SPECIFIC EXCLUSIONS/DISCLAIMERS/CLARIFICATIONS:

- EACH LOCATION INCLUDES THE FOLLOWING: TRANSITION POINT MILLING, PARKING LOT SWEEPING, INSTALLATION OF A BITUMINOUS TACK COAT, AN ASPHALT LEVELING COURSE, AND A 1.5" COMPACTED ASPHALT SURFACE OVERLAY. DAMAGED AREAS WILL BE EXCAVATED AND REPLACED WITH 6" COMPACTED STONE BASE, 2" COMPACTED ASPHALT BINDER, AND 1.5" COMPACTED ASPHALT SURFACE.
- THIS PRICING IS BUDGETARY AND EACH LOCATION WILL REQUIRE FURTHER IN-DEPTH ANALYSIS AT THE TIME OF BIDDING. WASHINGTON COUNTY SCHOOLS SHOULD RETAIN AN ENGINEERING FIRM TO FURTHER DEVELOP THESE BUDGETARY PRICES AND LOCATION SPECIFIC REQUIREMENTS.
- DRAWING ACCOMPANIES QUOTE AS A VISUAL CLARIFICATION OF LIMITS OF SCOPE.
- PLEASE ADD 10% PER ANNUM PER LOCATION FOR EVERY YEAR FOLLOWING 2025.
- PLEASE ADD 5% FOR STRIPING.
- PLEASE ADD 5% FOR WHEEL STOPS TO BE REPLACED. THIS INCLUDES REUSING EXISTING WHEEL STOPS.

All WCDE SITES (MINUS JES & MIDWAY)



Total Acreage of Asphalt

Total Square Yards- 214,802=
44.4 acres of asphalt.

The blue highlighted area is
44.478 acres of BCE property.

This is a visual representation
of how much asphalt we have
in Washington County Schools



Recommended 3 year plan

FY: 26-27: Bus Garage, CO, Sulphur Springs, Asbury

FY: 27-28: DBHS AND DCHS

FY:29-30: Lamar, Gray, West View, South Central

**Resolution of ownership and
use of property jointly owned
by WCDE and GUMC**

Parcel in question is 1.01



Ownership listed in property assessment database

▶ × **Property Detail** 🔍

County	WASHINGTON
Owner	GUMC TRUSTEES & BOARD OF SCHOOL DIR WC
Owner 2	& BOYD JOHN E
Property Address	CHAPEL ST
Parcel ID	012I A 001.01
Deeded Acreage	0

Some pieces of information

- Deed on May 1, 1923 says Mr. R.N. Brown purchased lot number 1 in block 9 in deed book 156, page 253 for \$65 from W.E. Weems.
- Quitclaim deed in February 1974 indicates the Sells family transferred lot 1 of block 9 in deed book 156, page 253 to School System, Gray UMC and Wright Johnson (former owner of funeral home building).
- Family stories from the Brown family say that R.N. Brown “gave half and sold half” of the property needed to build Gray School. I think School was built in 1929.
- A living member of the Sells family does not think it was the intention of the Sells family to sign any property rights to the Wright Johnson family.
- The Methodist Church was moved to the current location in 1926.
- The county had a public library on this property in the past (70’s and 80’s)

Assessment record online: multiple quitclaim deed records on 2019 and 2020

Property Owner and mailing address

January 1 Owner
 GUMC TRUSTEES & BOARD OF SCHOOL DIR WC
 & BOYD JOHN E
 132 CHAPEL ST
 JOHNSON CITY TN 37615

Property Location

Address: CHAPEL ST

Control Map:	Group:	Parcel:	Property Identifier:	Special Interest:
012I	A	001.01		000

Value Information

Land Market Value: \$23,800
Improvement Value: \$800
Total Market Appraisal: \$24,600
Assessment Percentage: 0%
Assessment: \$0

Additional Information

General Information

Class: 05 - Religious
City #:
Special Service District 1: 000
District: 12
Number of buildings: 0
Utilities - Water/Sewer: 01 - PUBLIC / PUBLIC
Utilities - Gas/Gas Type: 00 - NONE

City:
Special Service District 2: 000
Neighborhood: M01
Number of mobile homes: 0
Utilities - Electricity: 01 - PUBLIC
Zoning:

Outbuildings & Yard Items

Building/Card#	Type	Description	Units
1	UTB - UTILITY BUILDING		800

Sale Information

Sale Date	Price	Book	Page	Vacant/Improved	Type Instrument	Qualification
6/30/2022	\$600,000	R1106	I520	I - IMPROVED	WD - WARRANTY DEED	P - MULTIPLE PARCELS
3/4/2020	\$1,000	R1009	I2363	V - VACANT	WD - WARRANTY DEED	N - NON-ARM'S LENGTH
1/27/2020	\$0	R1009	I2341		QC - QUITCLAIM DEED	-
1/22/2020	\$0	R1009	I2344		QC - QUITCLAIM DEED	-
12/6/2019	\$0	R1009	I2347		QC - QUITCLAIM DEED	-
11/7/2019	\$0	R1009	I2356		QC - QUITCLAIM DEED	-
11/7/2019	\$0	R1009	I2353		QC - QUITCLAIM DEED	-
11/7/2019	\$0	R1009	I2350		QC - QUITCLAIM DEED	-
2/23/1974	\$0	477	99		-	-

Current state

- The School needs to retain access to the property for parking.
- The Church needs to retain access to the property for parking.
- The Church and School have a long cooperative history and both parties want to continue that.
- The current owner of the old Funeral Home who is now listed as part owner of the property in question has made claims he would like to build something on the property. Additionally, he claimed at one time he was the sole owner (others can provide more information on this).
- The “upper” half or so of the property is a mess.
- The “upper” half of the property would be very beneficial for use by the School System and Church for parking.

What can we do?

- Both the Church and School System desire to have the ownership/use rights confirmed or resolved to ensure their continued joint use without concern for the third party creating a barrier to such use.
- A detailed historical deed search is needed to clear up gaps and see where we really stand regarding ownership.
- If the third party is confirmed to have legitimate ownership, can the Church and School jointly buy out his share? If so, can we do this by eminent domain?
- If the third party can not be bought out, what can we do to limit his access and usage rights to protect the joint interests of the Church and School?

LEASE AGREEMENT

THIS AGREEMENT, made and entered into on this the * day of *, *, by and between the SOUTH CENTRAL RURITAN CLUB, INC., hereinafter known and referred to as “LESSOR” or “CLUB”; and the WASHINGTON COUNTY DEPARTMENT OF EDUCATION, hereinafter known and referred to as “LESSEE”:

WITNESSETH:

That for and in consideration of the mutual covenants and agreements hereinafter contained, the Lessor does hereby let, devise and lease unto the Lessee and the Lessee does hereby rent and lease from Lessor the following described real property:

SITUATE, lying and being in the First (1st) Civil District of Washington County, Tennessee, and more particularly described as Parcels 042.00 (4.6 acres), 015.02 (3.99 acres), and 017.04 (2.0 acres) of Control Map 100, being the South Central Ruritan Club baseball fields and facilities related thereto (collectively, the “Facilities”).

The terms and conditions of this lease agreement are as follows:

1. TERM: The term of this lease shall be for a period beginning on the * day of *, *, and extending for 5 years thereafter ending the fifteenth day of *, *.
2. RENT: Lessor agrees to lease the Facilities to Lessee in consideration for Lessee’s agreement to maintain and care for the Property and for other actions as provided herein.
3. USE OF PREMISES: Lessor agrees to provide use of the Facilities during the Term between the first (1st) day of February and the fifteenth (15th) day of May each year (the “Season”) for use by the South Central Elementary School athletic teams (hereinafter the “School Teams”). Said Facilities will be made available at a minimum for daily practice use and for all scheduled, make-up, and/or tournament games played by the School Teams under the jurisdiction of the Lessee.
4. RESPONSIBILITIES OF LESSOR: Lessor agrees to continue maintenance of all field lights acquired under a prior agreement between Lessor and Lessee.
5. RESPONSIBILITIES OF LESSEE: Lessee agrees to maintain and care for the Facilities, specifically mowing and prepping the fields as necessary during the Season as defined in Section 3. Prep work to be performed by Lessee shall include providing and applying/installing infield mix, bases, pitching rubber, and chalk as needed. All improvements, when installed at Lessor property, become property of Lessor. If necessary, the Lessee shall provide temporary fencing for use during softball season by the School Teams.
6. BREACH: Failure on the part of either Party hereto to abide by the responsibilities described herein or to provide the agreed upon supplies and/or services shall be a breach of contract, entitling the other Party to terminate this Agreement by

providing written notice to the breaching party at least ninety (90) days prior to the effective date of termination. The breaching party shall be permitted for a term of sixty (60) days thereafter to cure any breach.

7. OTHER PROVISIONS:

(1) Nothing herein shall be construed to, in any fashion, cause the Lessee to be construed as an insurer of the Lessor in the usage of said premises.

(2) Both Lessor and Lessee represent each to the other that the undersigned officials executing this document are lawfully authorized so to do.

(3) No person on the ground of disability, race, color, religion, sex or national origin shall be excluded from participation in, or be denied the benefits of, or otherwise be subjected to discrimination in the performance of this Agreement.

8. NOTICES: Any and all notices required or permitted hereunder shall be in writing and delivered by registered mail, return receipt requested, postage prepaid, to the names and addresses of the respective parties to whom notice is given as hereinafter set forth, to wit:

LESSEE: WASHINGTON COUNTY BOARD OF EDUCATION
Attention: SUPERINTENDENT of Schools
405 WEST COLLEGE STREET
JONESBOROUGH, TENNESSEE 37659

LESSOR: SOUTH CENTRAL RURITAN CLUB, INC.
969 Highway 107
Jonesborough, TN 37659

IN WITNESS WHEREOF, the parties hereto have caused this instrument to be executed by their duly authorized representatives, in duplicate, either of which copy may be treated as an original for all purposes, on this the day and date hereinabove written.

SOUTH CENTRAL RURITAN CLUB, INC.,
LESSOR

By: _____

Its: _____

WASHINGTON COUNTY BOARD
OF EDUCATION,
LESSEE

By: _____
Chairman, Washington County Board of
Education

WASHINGTON COUNTY DEPARTMENT
OF EDUCATION,
LESSEE

By: _____
Superintendent of Schools

STATE OF TENNESSEE
COUNTY OF WASHINGTON:

After being duly sworn, personally appeared before me, the undersigned authority, a Notary Public in the State and County aforesaid, _____, with whom I am personally acquainted (or proved to me on the basis of satisfactory evidence) and who upon oath, acknowledged himself to be the _____ of the SOUTH CENTRAL RURITAN CLUB, INC., the within named bargainer, and that he as such officer, being authorized so to do, executed the foregoing instrument for the purposes therein contained by signing the name of said corporation by himself as such officer.

WITNESS MY HAND AND OFFICIAL SEAL at the office in the State and County aforesaid, this the _____ day of _____ 2022.

NOTARY PUBLIC

My commission expires: _____

STATE OF TENNESSEE:
COUNTY OF WASHINGTON:

After being duly sworn, personally appeared before me, the undersigned authority, a Notary Public in the State and County aforesaid, JASON DAY, with whom I am personally (or proved to me on the basis of satisfactory evidence) and who upon oath, acknowledged himself to be the CHAIRMAN of WASHINGTON COUNTY, BOARD OF EDUCATION, the within named bargainer, and that he as such officer, being authorized so to do, executed the foregoing instrument for the purposes therein contained by signing the name of the County of Washington, Tennessee, by himself as such officer.

WITNESS MY HAND AND OFFICIAL SEAL at the office in the State and County aforesaid, this the _____ day of _____, 2022.

NOTARY PUBLIC

My commission expires: _____

STATE OF TENNESSEE:
COUNTY OF WASHINGTON:

After being duly sworn, personally appeared before me, the undersigned authority, a Notary Public in the State and County aforesaid, JERRY S. BOYD, with whom I am personally (or proved to me on the basis of satisfactory evidence) and who upon oath, acknowledged himself to be the SUPERINTENDENT of Schools, WASHINGTON COUNTY DEPARTMENT OF EDUCATION, the within named bargainer, and that he as such officer, being authorized so to do, executed the foregoing instrument for the purposes therein contained by signing the name of the County of Washington, Tennessee, by himself as such officer.

WITNESS MY HAND AND OFFICIAL SEAL at the office in the State and County aforesaid, this the _____ day of _____, 2022.

NOTARY PUBLIC

My commission expires: _____

School	-2	-1	0	1	2	3	4	5	6	7	8	9	10	11	12	Total
Boones Creek Elementary School	31	27	81	109	82	94	80	102	78	89	69	0	0	0	0	842
Daniel Boone High School	0	0	0	0	0	0	0	0	0	0	0	289	278	281	225	1073
David Crockett High School	0	0	0	0	0	0	0	0	0	0	0	279	285	276	204	1044
Fall Branch Elementary School	0	0	21	32	22	26	36	26	25	23	40	0	0	0	0	251
Gray Elementary School	0	18	65	59	52	59	51	55	56	51	56	0	0	0	0	522
Grandview Elementary School	4	23	72	57	68	58	70	57	49	61	65	0	0	0	0	584
Jonesborough Elementary School	0	17	95	116	109	118	114	91	108	102	118	0	0	0	0	988
Lamar Elementary School	0	23	42	42	53	50	33	36	42	46	42	0	0	0	0	409
Ridgeview Elementary School	5	10	55	64	90	76	81	69	89	98	80	0	0	0	0	717
South Central Elementary School	0	0	14	21	19	23	28	19	11	19	18	0	0	0	0	172
Sulphur Springs Elementary School	0	0	40	35	36	49	34	53	39	44	39	0	0	0	0	369
University School	0	0	20	21	19	20	24	47	52	52	52	86	83	84	76	636
West View Elementary School	1	0	29	23	29	30	31	37	28	32	34	0	0	0	0	274
Tennessee Virtual Learning Academy	0	0	0	0	0	0	0	0	0	0	0	6	11	14	2	33
Total	41	118	534	579	579	603	582	592	577	617	613	660	657	655	507	7914

Washington County Department of Education
School Educational **OVERNIGHT** Trip Authorization*

RECEIVED

FEB 18 2025

BY: KR

Date of Request Feb 12 2025 School Daniel Boone HS Trip Date April 13-16

Estimated time of departure 12:30 pm and return 5:30 pm total time away 3.5 days

Destination (include location) State Skills USA Competition @ Chattanooga Conv. Center

Teacher Lisa Cox Marty Cox Eric Sharpe Elizabeth Williams Class Teaching as a Prof Electrical MEP Cosmetology Grade 10-12

Chaperones _____ Number of Students Involved 15

Estimated Total Miles (both ways) of Trip 416

Bus Driver/Number School Vans Bus Driver/ Number _____

Will Chaperones have a list (roll) that they are responsible for? yes

As you plan the trip, will all children be given instructions as to what they should do if they become separated (lost) from the group? yes

Will you have on file parental release forms signed by parents or legal guardians? yes

Explain the educational value of the trip: Students will be showcasing skills learned in various CTE classes. Students will also engage with fellow Skills USA members from across the state and participate in skills related classes.

Total Cost Estimate \$4,000 (Rooms, food, registration)

Plans for meeting the costs CTE funding, CTE accounts, students -

Transportation cost for educational trips shall be calculated in the following manner:
\$16.00 per hour for driver (2 hour minimum)
\$ 3.15 per hour to cover fixed charges (SS, retirement, etc.)
\$19.15 total to be remitted to the central office per hour

Reimbursement for the bus and fuel shall be made at the rate of \$.75 per mile.
*Refer to Board Policy 4.302

[Signature]
Principal's Signature

2/14/25
Date

BY WC SUPERINTENDENT
[Signature]
Superintendent's Signature

2/18/25
Date

Date Approved by the Board of Education _____

Washington County Department of Education
School Educational **OVERNIGHT** Trip Authorization*

FEB 24 2025

BY: KR

Date of Request 02/11/2025 School David Crockett Trip Date 7-12-14-25

Estimated time of departure 8:00 a.m. and return 10:00 p.m. total time away 62 hours

Destination (include location) University of Kentucky

Teacher Coach Ashton Class Volleyball Program Grade 10-12

Chaperones Coach Day
Coach Pleasant
Coach Knoase

Number of Students Involved 26

Estimated Total Miles (both ways) of Trip 330

Bus Driver/Number Jerry Day Bus Driver/ Number X 91

Will Chaperones have a list (roll) that they are responsible for? yes

As you plan the trip, will all children be given instructions as to what they should do if they become separated (lost) from the group? yes

Will you have on file parental release forms signed by parents or legal guardians? yes

Explain the educational value of the trip: Experience of being on a University Campus and playing the sport they love.

Total Cost Estimate 4500

Plans for meeting the costs Current money in School Account

Transportation cost for educational trips shall be calculated in the following manner:
\$16.00 per hour for driver (2 hour minimum)
\$ 3.15 per hour to cover fixed charges (SS, retirement. etc.)
\$19.15 total to be remitted to the central office per hour

Reimbursement for the bus and fuel shall be made at the rate of \$.75 per mile.
*Refer to Board Policy 4.302

[Signature]
Principal's Signature

02-24-25
Date

APPROVED

[Signature]
BY WC SUPERINTENDENT
Superintendent's Signature

02-24-25
Date

Date Approved by the Board of Education _____

Washington County Department of Education
School Educational **OVERNIGHT** Trip Authorization*

FEB 24 2025

BY: KR

Date of Request 02/11/2025 School David Crockett Trip Date 9-26 thru 9-27

Estimated time of departure 8:00 A.M. and return 10:00 P.M. total time away 26 Hours

Destination (include location) Dorman High School Spartanburg County, South Carolina

Teacher Coach Ashton Class Volleyball Team Grade 10-12

Chaperones Coach Pleasant
Coach Knouse
Coach Day

Number of Students Involved 15

Estimated Total Miles (both ways) of Trip 288

Bus Driver/Number Terry Day Bus Driver/ Number 81

Will Chaperones have a list (roll) that they are responsible for? Yes

As you plan the trip, will all children be given instructions as to what they should do if they become separated (lost) from the group? Yes

Will you have on file parental release forms signed by parents or legal guardians? Yes

Explain the educational value of the trip: Tournament are a great way to learn and develop teamwork, leadership and communication skills. The trip could also help players learn about different and build global awareness.

Total Cost Estimate \$2,000

Plans for meeting the costs To Use our School Account and Various Fundraising through the off season.

Transportation cost for educational trips shall be calculated in the following manner:

- \$16.00 per hour for driver (2 hour minimum)
- \$ 3.15 per hour to cover fixed charges (SS, retirement. etc.)
- \$19.15 total to be remitted to the central office per hour

Reimbursement for the bus and fuel shall be made at the rate of \$.75 per mile.

*Refer to Board Policy 4.302

Whitney [Signature]
Principal's Signature

Date

APPROVED

BY WC SUPERINTENDENT [Signature]
Superintendent's Signature

02-24-25
Date

Date Approved by the Board of Education _____

Washington County Department of Education
School Educational **OVERNIGHT** Trip Authorization*

FEB 24 2025

KP

BY: 3/30/25

HB

Date of Request 2/10/25 School DCHS Trip Date 3/31/25-4/2/25

Estimated time of departure Approx 1200^(3/31) and return Approx 1700^(4/2) total time away Approx 3 days

Destination (include location) HOSA State Leadership Conference - Chattanooga, TN

Teacher Cheri Wolfe Class HOSA Comp Team Grade 9-12

Hollie Backberg

Chaperones Jennifer Fair

Number of Students Involved 18

Estimated Total Miles (both ways) of Trip _____

Bus Driver/Number N/A - Vans Bus Driver/ Number N/A - Vans

Will Chaperones have a list (roll) that they are responsible for? yes

As you plan the trip, will all children be given instructions as to what they should do if they become separated (lost) from the group? yes

Will you have on file parental release forms signed by parents or legal guardians? yes

Explain the educational value of the trip: Students will participate in a student lead Leadership Conference to learn the value of teamwork & dedication.

Total Cost Estimate Approx 200.00pp.

Plans for meeting the costs Student pmts / fundraising

Transportation cost for educational trips shall be calculated in the following manner:

- \$16.00 per hour for driver (2 hour minimum)
- \$ 3.15 per hour to cover fixed charges (SS, retirement, etc.)
- \$19.15** total to be remitted to the central office per hour

Reimbursement for the bus and fuel shall be made at the rate of **\$.75** per mile.

*Refer to Board Policy 4.302

[Signature]
Principal's Signature

APPROVED

[Signature]
BY WC SUPERINTENDENT
Superintendent's Signature

Date

02-24-25

Date

Date Approved by the Board of Education _____

Last Name	First	Event	Recognition	T-shirt Size	Confirmed	Add-Ons
Aloisio	Kourtney	Creative Problem Solving		M	<input checked="" type="checkbox"/>	
Backberg	Hollie	Advisor		L	<input checked="" type="checkbox"/>	
Ball	Kadence		Healthcare Issues Exam	S	<input checked="" type="checkbox"/>	Senior Banquet
Ball	Kirstin		Courtesy Corps	S	<input checked="" type="checkbox"/>	Senior Banquet
Carver	Peyton	Occupational Therapy		S	<input checked="" type="checkbox"/>	
Carver	Levi	Medical Reading		S	<input type="checkbox"/>	
Cox	Joey	EMT	Healthcare Issues Exam	M	<input checked="" type="checkbox"/>	
Diaz	Connie	Creative Problem Solving		M	<input checked="" type="checkbox"/>	
Fair	Jennifer	Advisor		XL	<input checked="" type="checkbox"/>	
Gaby	Mackenzie	Prepared Speaking		S	<input checked="" type="checkbox"/>	Senior Banquet
Griffith	Chloe	Healthy Living		S	<input checked="" type="checkbox"/>	
Hawkins	Lexi		Healthcare Issues Exam	M	<input checked="" type="checkbox"/>	
Laupert	Madison		Courtesy Corps	L	<input checked="" type="checkbox"/>	Senior Banquet
Lindner	Ashton		Healthcare Issues Exam	2XL	<input checked="" type="checkbox"/>	
Maiga	Bintou		Healthcare Issues Exam	M	<input checked="" type="checkbox"/>	
Martin	Kamryn	Physical Therapy	Healthcare Issues Exam	M	<input checked="" type="checkbox"/>	Senior Banquet
Smith	Jaden		Healthcare Issues Exam	M	<input checked="" type="checkbox"/>	Senior Banquet
Taylor	Soniyah	Creative Problem Solving		L	<input checked="" type="checkbox"/>	
White	Jackson	EMT		M	<input checked="" type="checkbox"/>	
Wolfe	Chen*	Advisor		L	<input checked="" type="checkbox"/>	

Jerry S. Boyd
Superintendent



WASHINGTON
COUNTY SCHOOLS
INSPIRE ★ STRIVE ★ THRIVE

BOARD OF EDUCATION
Eric Barnes
Annette Buchanan
Keith Ervin
Chad Fleenor
David Hammond
Gregg Huddlestone
Mike Masters
Whitney Riddle
Vince Walters

A RESOLUTION BY THE WASHINGTON COUNTY BOARD OF EDUCATION

WHEREAS, the Washington County Board of Education is charged with governing the school system so that all students receive the best educational opportunities in order to graduate prepared to enter a postsecondary institution or the workforce; and

WHEREAS, the Tennessee General Assembly passed the “Education Freedom Act of 2025” during the first Extraordinary Session of the 114th General Assembly; and

WHEREAS, this Act includes a provision providing one-time bonuses of no less than \$2,000 to public school teachers in the state; and

WHEREAS, section four (4) of the “Education Freedom Act of 2025” requires that a local board of education for an LEA seeking to participate in section four (4) of the proposed act must affirm its intention to participate via a resolution in order to receive state funds to issue these bonuses;

THEREFORE, BE IT RESOLVED, That the Washington County Board of Education affirms its intention to participate in Section four (4) of the “Education Freedom Act of 2025,” relative to bonuses for teachers.

A RESOLUTION BY THE WASHINGTON COUNTY BOARD OF EDUCATION

WHEREAS, the Washington County Board of Education is charged with governing the school system so that all students receive the best educational opportunities in order to graduate prepared to enter a postsecondary institution or the workforce; and

WHEREAS, the Tennessee General Assembly passed the “Education Freedom Act of 2025” during the first Extraordinary Session of the 114th General Assembly; and

WHEREAS, this Act includes a provision providing one-time bonuses of no less than \$2,000 to public school teachers in the state; and

WHEREAS, section four (4) of the “Education Freedom Act of 2025” requires that a local board of education for an LEA seeking to participate in section four (4) of the proposed act must affirm its intention to participate via a resolution in order to receive state funds to issue these bonuses;

THEREFORE, BE IT RESOLVED, That the Washington County Board of Education affirms its intention to participate in Section four (4) of the “Education Freedom Act of 2025,” relative to bonuses for teachers.