

**WASHINGTON COUNTY
BOARD OF EDUCATION**

February 22, 2022

5:00 PM

Central Office

- I. Call to Order**
- II. Captain Wines, Washington County Sheriff's Department**
- III. Academics**
 - A. Adjustment to school calendar: May 3, 2022**
- IV. Business/Finance**
 - A. Monthly Financials**
 - B. School Bus Payment Authorization**
 - C. TN All Core Grant Summary**
 - D. Perkins Basic Grant Summary**
 - E. Purchase Orders**
 - 1. PO 5029; Frontline Education Renewal for Substitute Management System; Sole Source-Existing Program; \$26,291.30; Line Item 141E71100-399**
 - 2. PO 5272; Gov Connection Inc; HPI Notebooks for DCHS CTE Construction Program; \$18,618.75; State Contract-NJPA; Line Item 71300-730**
 - 3. PO 5333; DCHS CTE-Welding Program; Line Item 141E 71300-730;*see attached summary***
 - F. Job Description for Nursing Supervisor**
 - G. Grant Report**
 - H. Sample Fund Balance Policy**
- V. Operations**
 - A. Agreement with South Central Ruritan for use of ball fields**
 - B. Request to name the gym at Fall Branch Elementary in memory of David Williams**
 - C. New Jonesborough School Update**
 - D. Items to be declared as surplus and sold on GovDeals**
 - E. Maintenance Report**
- VI. Student Supports**
 - A. COVID-19 Testing Update**
- VII. Superintendent**
 - A. Out of Country Trip Request from Daniel Boone High School(Spanish & French classes); June 2023; Paris & Barcelona**

B. Coalition for Kids

C. Discuss March 22, 2022 Board Workshop Date -- Request Change of Date

D. Minutes

1. February 3, 2022

2. February 9, 2022

VIII. Adjournment

Account Level	2021-22	2020-21	2021-22	January	2020-21	2021-22	FYTD	2021-22	2021-22
Acct Description	Revised Budget	January	January	Variance	FYTD Activit	FYTD Activit	Variance	Uncollected Reve	FY % Coll
40110 CURRENT PROPERTY TAX	12,974,151	1,288,581	1,397,090	108,509	7,870,030	8,077,369	207,338	4,896,782	62.26
40120 TRUSTEE'S COLLECTIONS - PRIOR	405,900	23,845	15,193	-8,652	297,995	122,410	-175,585	283,490	30.16
40125 CLK/MASTER COLLECTIONS-PRIOR	3,570	0	0	0	1,128	1,347	219	2,223	37.74
40130 CIRCUIT CLERK/CLERK & MASTER C	137,000	2,674	2,471	-203	49,358	38,510	-10,847	98,490	28.11
40140 INTEREST AND PENALTY	109,200	4,728	3,329	-1,399	37,209	26,262	-10,947	82,938	24.05
40161 PAYMENTS IN LIEU OF TAXES - T.	2,020	0	0	0	2,018	2,018	0	2	99.91
40162 PAYMENTS IN LIEU OF TAXES - LO	208,000	0	0	0	0	0	0	208,000	0.00
40163 PAYMENTS IN LIEU OF TAXES - OT	17,210	31	32	1	947	1,601	654	15,609	9.30
40210 LOCAL OPTION SALES TAX	16,000,000	1,510,857	1,862,766	351,908	10,138,233	12,150,178	2,011,944	3,849,823	75.94
40270 BUSINESS TAX	405,000	21,078	16,303	-4,775	70,672	69,639	-1,032	335,361	17.19
40275 MIXED DRINK TAX	13,000	0	0	0	5,674	6,601	927	6,399	50.78
40320 BANK EXCISE TAX	44,000	0	0	0	0	0	0	44,000	0.00
41110 MARRIAGE LICENSE	2,500	143	106	-38	1,178	1,098	-80	1,402	43.93
43512 TUITION - ADULT EDUCATION	10,000	0	0	0	0	0	0	10,000	0.00
43517 TUITION - OTHER	66,000	4,125	8,915	4,790	15,585	45,050	29,465	20,950	68.26
43581 COMMUNITY SERVICE FEES - CHILD	700,000	134,609	35,514	-99,094	485,454	631,095	145,641	68,905	90.16
43990 OTHER CHARGES FOR SERVICES	0	1,615	0	-1,615	4,012	0	-4,012	0	0.00
44110 INTEREST EARNED	143,000	5,550	115	-5,435	61,845	10,870	-50,976	132,130	7.60
44120 RENT ON BUILDINGS	1,000	0	0	0	0	80	80	920	8.00
44130 SALE OF MATERIALS AND SUPPLIES	0	0	0	0	0	386	386	-386	0.00
44170 MISCELLANEOUS REFUNDS	0	0	0	0	0	2	2	-2	0.00
44520 INSURANCE RECOVERY	60,000	0	0	0	150,478	42,482	-107,996	17,518	70.80
44530 SALE OF EQUIPMENT	35,000	0	3,122	3,122	3,472	22,184	18,712	12,816	63.38
44560 DAMAGES RECOVERED FROM INDIVID	1,000	0	0	0	50,789	0	-50,789	1,000	0.00
44570 CONTRIBUTIONS & GIFTS	262,630	255	0	-255	7,255	13,930	6,675	248,700	5.30
44990 OTHER LOCAL REVENUES - TAGS	500	18	19	0	248	294	47	206	58.87
44991 OTHER LOCAL REVENUE	83,000	3,729	500	-3,229	44,131	57,160	13,029	25,840	68.87
44992 OTHER LOCAL REV- ROYALTIES/CO	33,150	0	3,966	3,966	5,124	19,272	14,147	13,879	58.13
46511 BASIC EDUCATION PROGRAM	37,467,000	3,672,100	3,773,700	101,600	21,927,600	22,507,200	579,600	14,959,800	60.07
46515 EARLY CHILDHOOD EDUCATION	173,000	119,406	0	-119,406	119,406	75,732	-43,673	97,268	43.78
46550 DRIVER EDUCATION	38,300	0	0	0	0	0	0	38,300	0.00
46590 OTHER STATE EDUCATION FUNDS	175,000	128,748	765,855	637,107	153,636	977,814	824,178	-802,814	558.75
46610 CAREER LADDER PROGRAM	96,000	0	0	0	58,860	51,816	-7,044	44,184	53.97
46851 STATE REVENUE SHARING - T.V.A.	1,300,000	297,186	290,174	-7,012	594,371	582,110	-12,261	717,890	44.78
46980 OTHER STATE GRANTS	639,441	65,651	36,996	-28,655	150,123	151,159	1,036	488,283	23.64
47143 IDEA PART-B HIGH COST FUNDS	3,500	0	0	0	0	0	0	3,500	0.00
47590 OTHER FEDERAL THROUGH STATE	14,430	0	14,430	14,430	0	14,430	14,430	0	100.00
47640 ROTC REIMBURSEMENT	165,000	6,057	22,931	16,874	58,670	85,914	27,245	79,086	52.07
48990 OTHER	0	0	0	0	0	70,809	70,809	-70,809	0.00
49800 OPERATING TRANSFERS - INDIRECT	513,000	0	0	0	0	56,662	56,662	456,338	11.05

Account Level	2021-22	2020-21	2021-22	January	2020-21	2021-22	FYTD	2021-22	2021-22
<u>Acct Description</u>	<u>Revised Budget</u>	<u>January</u>	<u>January</u>	<u>Variance</u>	<u>FYTD Activit</u>	<u>FYTD Activit</u>	<u>Variance</u>	<u>Uncollected Reve</u>	<u>FY % Coll</u>
Grand Revenue Totals	72,301,502	7,290,986	8,253,527	962,539	42,365,501	45,913,484	3,547,984	26,388,021	63.50

Number of Accounts: 40

***** End of report *****

	A	B	C	D	E	F	G	H	I	J	K	L	M	N		
1							SALES TAX ANALYSIS									
2	141R 40210															
3																
4	YEAR	TOTAL	July	August	September	October	November	December	January	February	March	April	May	June		
5																
6	1995-96	7,964,549.95	611,536.43	650,039.30	596,451.81	626,656.64	665,950.77	645,367.17	793,944.02	872,382.08	581,914.60	553,125.28	700,497.25	666,684.60		
7	1996-97	8,336,657.30	668,621.91	695,781.06	645,426.90	665,996.66	712,853.08	700,269.94	714,674.24	917,676.40	636,923.88	635,082.70	639,073.10	704,277.43		
8	1997-98	9,028,886.69	721,817.32	780,093.18	704,916.44	717,825.19	798,852.97	747,016.98	760,728.85	1,024,051.84	649,227.26	638,150.71	787,948.69	698,257.26		
9	1998-99	9,418,336.41	729,516.21	780,343.86	758,281.99	769,388.96	789,685.47	793,285.27	808,672.84	1,049,009.40	669,997.81	685,164.29	785,149.89	799,840.42		
10	1999-00	9,925,491.78	761,578.86	848,424.57	757,359.52	832,656.56	798,763.84	812,346.45	826,725.33	1,142,546.37	711,564.82	750,908.81	878,078.63	804,538.02		
11	2000-01	10,302,344.61	804,204.89	905,337.72	804,216.35	854,382.25	909,453.32	794,725.07	882,257.31	1,178,919.01	758,048.36	742,368.32	860,763.60	807,668.41		
12	2001-02	10,532,891.37	808,555.26	866,353.62	796,577.42	828,852.58	889,601.40	870,074.31	872,050.60	1,199,611.30	768,580.66	790,051.97	938,373.85	904,208.40		
13	2002-03	10,638,027.23	906,277.17	974,296.94	882,472.09	811,952.60	891,857.89	850,620.49	926,239.19	1,186,561.52	763,464.89	727,893.01	896,976.99	819,414.45		
14	2003-04	11,067,961.48	852,744.87	931,182.77	884,455.76	904,582.89	939,687.81	883,319.35	949,214.33	1,224,464.85	796,000.63	798,184.90	971,370.65	932,752.67		
15	2004-05	12,141,242.02	959,427.54	1,003,502.83	961,878.30	960,187.49	981,448.59	962,577.75	1,007,923.70	1,354,489.51	869,026.19	1,061,329.31	1,043,956.65	975,494.16		
16	2005-06	12,336,585.09	955,565.19	1,032,019.38	1,019,556.16	1,105,255.87	1,019,172.70	995,288.52	1,052,343.46	1,443,274.33	811,741.53	876,236.72	1,048,459.42	977,671.81		
17	2006-07	12,847,409.98	1,026,100.62	1,085,657.40	1,035,122.60	1,044,487.23	1,102,319.02	1,016,987.55	980,057.85	1,443,529.82	1,018,080.51	955,096.95	1,130,190.78	1,009,779.65		
18	2007-08	13,475,705.49	1,079,389.94	1,164,602.82	1,112,875.15	1,123,975.96	1,128,221.21	1,082,375.90	1,170,203.04	1,480,368.07	934,432.24	1,003,760.54	1,131,648.39	1,063,852.23		
19	2008-09	13,118,209.41	1,121,283.53	1,163,968.03	1,069,948.56	1,109,937.70	1,119,035.49	1,083,890.72	1,091,466.64	1,441,865.04	858,933.82	992,382.26	1,070,456.28	995,041.34		
20	2009-10	12,609,635.54	1,008,819.19	1,099,406.55	992,789.10	1,066,457.07	1,052,452.00	997,413.03	1,039,892.90	1,366,560.85	888,185.43	945,035.53	1,121,973.47	1,030,650.42		
21	2010-11	13,050,988.91	1,054,228.59	1,128,189.89	1,037,584.63	1,056,839.88	1,086,389.24	1,054,070.16	1,094,354.84	1,429,909.64	867,910.25	1,009,209.95	1,143,124.29	1,089,177.55		
22	2011-12	13,808,173.10	1,081,535.67	1,228,666.98	1,138,627.12	1,132,824.15	1,125,406.77	1,090,432.58	1,133,742.86	1,526,365.45	1,016,848.19	1,065,106.10	1,194,803.93	1,073,813.30		
23	2012-13	13,530,626.40	1,137,511.17	1,176,802.38	1,071,451.21	1,148,396.78	1,150,162.91	1,096,243.83	1,142,826.70	1,516,667.47	785,969.43	1,037,806.81	1,169,086.53	1,097,701.18		
24	2013-14	13,756,487.05	1,138,760.08	1,166,521.54	1,081,327.46	1,126,284.98	1,099,605.17	1,103,883.00	1,136,848.35	1,508,355.06	971,672.20	1,055,143.00	1,275,350.78	1,092,735.43		
25	2014-15	14,057,315.44	1,142,752.51	1,227,623.79	1,131,340.43	1,189,344.14	1,190,743.05	1,134,318.63	1,199,396.63	1,588,182.32	889,370.36	1,008,340.90	1,211,709.73	1,144,192.95		
26	2015-16	14,722,621.29	1,241,008.04	1,233,271.57	1,166,463.36	1,203,804.59	1,229,321.78	1,188,390.71	1,246,671.22	1,641,380.40	1,070,197.64	997,571.40	1,284,815.87	1,219,724.71		
27	2016-17	14,747,100.82	1,183,242.43	1,271,727.15	1,176,910.43	1,236,255.66	1,252,584.64	1,203,060.65	1,234,360.41	1,672,699.50	977,436.65	1,033,968.30	1,288,153.30	1,216,701.70		
28	2017-18	15,349,677.89	1,205,951.87	1,271,772.24	1,218,781.58	1,210,362.79	1,249,834.14	1,202,844.48	1,292,583.56	1,624,509.44	1,147,863.70	1,134,847.93	1,558,692.28	1,231,633.88		
29	2018-19	15,494,923.37	1,278,018.86	1,291,098.17	1,228,129.70	1,291,319.95	1,284,627.33	1,285,032.84	1,328,654.02	1,591,314.78	1,249,696.22	1,156,902.45	1,353,122.68	1,157,006.37		
30	2019-20	16,025,666.39	1,344,150.84	1,344,028.39	1,307,238.15	1,361,539.99	1,316,157.76	1,348,576.15	1,379,403.02	1,729,590.49	1,212,600.58	1,176,918.48	1,324,871.88	1,180,590.66		
31	2020-21	18,656,288.63	1,395,726.34	1,499,518.71	1,411,794.82	1,382,621.85	1,465,357.10	1,472,356.92	1,510,857.41	1,869,107.00	1,464,509.00	1,610,321.46	1,840,466.32	1,733,651.70		
32	2021-22	12,150,177.96	1,727,238.03	1,711,551.64	1,741,191.00	1,659,586.42	1,736,797.58	1,711,047.73	1,862,765.56							
33																
34		Prior Year-to-Date Comparison														
35	INC / (DEC)	2,011,944.81	331,511.69	212,032.93	329,396.18	276,964.57	271,440.48	238,690.81	351,908.15							
36																
37																
38		Budgeted														
39																
40	% of FY21 Budget Collected		75.939%													
43	FY22 Budgeted Amount		16,000,000.00													
44																
45	2000-01	98.756%	7.709%	8.678%	7.709%	8.190%	8.718%	7.618%	8.457%	11.301%	7.267%	7.116%	8.251%	7.742%		
46	2001-02	103.110%	7.915%	8.481%	7.798%	8.114%	8.709%	8.517%	8.537%	11.743%	7.524%	7.734%	9.186%	8.852%		
47	2002-03	97.113%	8.273%	8.894%	8.056%	7.412%	8.142%	7.765%	8.456%	10.832%	6.970%	6.645%	8.188%	7.480%		
48	2003-04	103.131%	7.947%	8.677%	8.241%	8.429%	8.756%	8.231%	8.845%	11.409%	7.417%	7.437%	9.051%	8.691%		
49	2004-05	103.260%	8.160%	8.535%	8.181%	8.166%	8.347%	8.187%	8.572%	11.520%	7.391%	9.026%	8.879%	8.296%		
50	2005-06	100.746%	7.804%	8.428%	8.326%	9.026%	8.323%	8.128%	8.594%	11.786%	6.629%	7.156%	8.562%	7.984%		
51	2006-07	100.277%	8.009%	8.474%	8.079%	8.152%	8.604%	7.938%	7.650%	11.267%	7.946%	7.455%	8.821%	7.882%		
52	2007-08	101.108%	8.099%	8.738%	8.350%	8.433%	8.465%	8.121%	8.780%	11.107%	7.011%	7.531%	8.491%	7.982%		
53	2008-09	99.170%	8.477%	8.799%	8.089%	8.391%	8.460%	8.194%	8.251%	10.900%	6.493%	7.502%	8.092%	7.522%		
54	2009-10	100.000%	8.000%	8.719%	7.873%	8.457%	8.346%	7.910%	8.247%	10.837%	7.044%	7.495%	8.898%	8.174%		
55	2010-11	101.300%	8.183%	8.757%	8.054%	8.203%	8.432%	8.181%	8.494%	11.099%	6.737%	7.833%	8.873%	8.454%		
56	2011-12	101.963%	7.986%	9.073%	8.408%	8.365%	8.310%	8.052%	8.372%	11.271%	7.509%	7.865%	8.823%	7.929%		
57	2012-13	94.995%	7.922%	8.268%	7.528%	8.069%	8.081%	7.702%	8.029%	10.656%	5.522%	7.292%	8.214%	7.712%		
58	2013-14	100.000%	8.278%	8.480%	8.187%	8.187%	7.993%	8.024%	8.264%	10.965%	7.065%	7.670%	9.271%	7.943%		
59	2014-15	102.187%	8.307%	8.924%	8.224%	8.646%	8.656%	8.246%	8.719%	11.545%	6.465%	7.330%	8.808%	8.317%		
60	2015-16	99.477%	8.385%	8.333%	7.882%	8.134%	8.306%	8.030%	8.423%	11.090%	7.231%	6.740%	8.681%	8.241%		
61	2016-17	99.643%	7.995%	8.593%	7.952%	8.353%	8.463%	8.129%	8.340%	11.302%	6.604%	6.986%	8.704%	8.221%		
62	2017-18	102.059%	8.018%	8.456%	8.104%	8.048%	8.310%	7.998%	8.594%	10.801%	7.632%	7.546%	10.364%	8.189%		
63	2018-19	102.177%	8.428%	8.514%	8.099%	8.515%	8.471%	8.474%	8.761%	10.493%	8.241%	7.629%	8.923%	7.630%		
64	2019-20	100.160%	8.401%	8.400%	8.170%	8.510%	8.226%	8.429%	8.621%	10.810%	7.579%	7.356%	8.280%	7.379%		
65	2020-21	116.602%	8.723%	9.372%	8.824%	8.641%	9.158%	9.202%	9.443%	11.682%	9.153%	10.065%	11.503%	10.835%		
66	2021-22	75.939%	10.795%	10.697%	10.882%	10.372%	10.855%	10.694%	11.642%							

TO: WCDE Board Members
FROM: Brad Hale, Chief Financial Officer
DATE: February 22, 2022

SUBJECT: Financial Statements (Revenue & Expense) Summary for January 2021

Key Revenue Variances for January 2022 to January 2021

Overall January 2022 revenue was \$8,253,527 compared to \$7,290,986 in January 2021 which is a \$962,539 increase. The key reasons for this increase were as follows

Increase due to timing

- Property Tax (40110) of \$108,509

Increase due to Funding

- Sales Tax (40210) increase of \$351,908
- Basic Education Program (46511) – \$101,600
- Other State Education Funds (46590) for \$637,107 “mostly FY21 Summer Grants-currently not recurring”

Key Expenses for January 2022

71100399 – Other Contracted Services

Expenditures of \$601,402.52 were incurred to the University School for the December 2021 revenue sharing portion per contract.

71100499 – Other Supplies

The following key expenses were incurred in this line item in January 2021.

- \$17,000 to the Niswonger Foundation for the CER Partnership Dues
- \$5,857.67 to DCHS Digital Graphics in payment of printing services for system wide forms and instructional materials

71100499-00025 – Other Supplies-RVES

The following key expenses were incurred in this line item in January 2021.

- \$45,861.82 to DEMCO in payment for classroom furniture, will be reimbursed from the Niswonder Grant

EXPENDITURES (cont'd)

71300-730-00015 – Vocational Equipment-DBHS

The following key expense was incurred in this line item in January 2021.

- \$20,780.00 to Technical Training Aids in payment of equipment; DBHS Electrical CTE Program

72410-599 - Other Charges

The following key expenses were incurred in this line item in January 2021

- \$3,307.50 to BSN Sports in payment for the DCHS girls basketball uniforms
- \$3,954.87 to Riddell/All American Sports in payment of the Southside Middle School football equipment reconditioning

72610-499 Other Supplies

The following key expenses were incurred in this line item in January 2021.

- \$7,703.00 to Beacon Athletics in payment for baseball/softball pitching mounds and surfaces
- \$4,200.00 to Washington Farmers Co-op in payment for field conditioning materials

72620 335-00012 Maintenance & Repairs - SCES

The following key expense was incurred in this line item in January 2021.

- \$42,726.80 to Praters Flooring in payment for gym floor replacement

72620 336-00015 Maintenance & Repairs - DBHS

The following key expense was incurred in this line item in January 2021.

- \$3,490.00 to Foster Signs in payment of DBHS message center repairs

72620 336-00025 Maintenance & Repairs - RVES

The following key expense was incurred in this line item in January 2021.

- \$1,647.50 to HVAC Inc in payment for Geo-Thermal System repairs

EXPENDITURES (cont'd)

72620 499 – Other Supplies

The following key expenses were incurred in this line item in January 2021.

- \$6,635.66 for electrical maintenance supplies
- \$1,735.35 for HVAC supplies
- \$4,125.59 for plumbing supplies
- \$21,606.56 for general supplies

Overall January 2022 Expenses Compared to January 2021 Expenses

Expenses in January 2022 were \$6,290,796.33 compared to \$5,965,187.18 in January 2021. This is an increase of \$325,609.15 as compared to January 2021.

The key item contributing to the variance from the prior year expenses is listed below:

- The main contributing factor is an increase in salary and benefits expenses. These factors contributed to around a \$217,000 increase in operating expenses. The remaining variance is less than a 2% variance of mostly timing of operational expenses.

		CHECK CHECK					
FND	ACCT	OBJ	PRJ	NUMBER	DATE	VENDOR	AMOUNT
141	71100	299	000	141217519	01/05/2022	AMERICAN FIDELITY AS	450.61
141	71100	429	000	141217520	01/05/2022	AMERICAN BOOK COMPAN	6,533.00
141	72620	599	000	141217521	01/05/2022	AUSTIN, DAVID	104.00
141	72310	331	000	141217522	01/05/2022	BENNETT & DECAMP PLL	4,500.00
141	72230	355	000	141217523	01/05/2022	BRITTON, LESLIE	190.00
141	72620	599	000	141217524	01/05/2022	BURGER, RYAN	104.00
141	72210	355	000	141217525	01/05/2022	CALDERWOOD, TAMARA	86.95
141	72620	599	000	141217527	01/05/2022	CLARK, LOGAN	104.00
141	72620	599	000	141217527	01/05/2022	CLARK, LOGAN	282.00
141	72320	399	000	141217528	01/05/2022	COMCAST	92.48
141	72320	399	000	141217528	01/05/2022	COMCAST	74.90
141	72210	355	000	141217529	01/05/2022	CROSBY, MEGAN	45.12
141	72620	499	000	141217530	01/05/2022	E.S. DOCKERY, INC	3,311.50
141	72620	599	000	141217531	01/05/2022	EMBASSY SUITES	350.00
141	72610	599	000	141217532	01/05/2022	FIREHOUSE RESTAURANT	588.00
141	72610	454	000	141217534	01/05/2022	JOHNSON CITY UTILITY	444.86
141	72610	454	000	141217534	01/05/2022	JOHNSON CITY UTILITY	98.88
141	72610	454	000	141217534	01/05/2022	JOHNSON CITY UTILITY	5,532.97
141	72610	454	000	141217534	01/05/2022	JOHNSON CITY UTILITY	331.17
141	72230	355	000	141217535	01/05/2022	LEWIS, JACOB	190.00
141	72620	599	000	141217536	01/05/2022	LONG, JOHN	104.00
141	72510	355	000	141217537	01/05/2022	MASTERS, PAUL	21.15
141	72710	412	000	141217538	01/05/2022	MCPHERSON FLEETCARD	22,472.64
141	72710	425	000	141217538	01/05/2022	MCPHERSON FLEETCARD	12,720.79
141	71100	299	000	141217539	01/05/2022	THE OMNI GROUP	112.00
141	71200	599	000	141217541	01/05/2022	VERIZON WIRELESS	60.62
141	72320	307	000	141217541	01/05/2022	VERIZON WIRELESS	2,304.55
141	71100	499	000	141217542	01/05/2022	WASHINGTON COUNTY SC	310.97
141	72130	322	000	141217543	01/07/2022	ACT	120.00
141	72130	322	000	141217543	01/07/2022	ACT	45.00
141	72130	322	000	141217543	01/07/2022	ACT	840.00
141	72130	322	000	141217543	01/07/2022	ACT	840.00
141	72130	322	000	141217543	01/07/2022	ACT	1,140.00
141	72130	322	000	141217543	01/07/2022	ACT	1,125.00
141	72130	322	000	141217543	01/07/2022	ACT	585.00
141	72130	322	000	141217543	01/07/2022	ACT	615.00
141	72130	322	000	141217543	01/07/2022	ACT	570.00
141	72130	322	000	141217543	01/07/2022	ACT	570.00
141	71300	429	000	141217544	01/07/2022	AIRGAS INC, SOUTH DI	4.20
141	71300	429	000	141217544	01/07/2022	AIRGAS INC, SOUTH DI	408.50
141	71300	429	000	141217544	01/07/2022	AIRGAS INC, SOUTH DI	21.50
141	72250	499	000	141217545	01/07/2022	AMAZON CAPITAL SERVI	266.70
141	72250	499	000	141217545	01/07/2022	AMAZON CAPITAL SERVI	116.43
141	72250	499	000	141217545	01/07/2022	AMAZON CAPITAL SERVI	458.87
141	72250	499	000	141217545	01/07/2022	AMAZON CAPITAL SERVI	36.99
141	72250	499	000	141217545	01/07/2022	AMAZON CAPITAL SERVI	278.34
141	71100	299	000	141217546	01/07/2022	AMERICAN BENEFIT ADM	200.00
141	72620	499	000	141217547	01/07/2022	ANDY OXY CO INC	27.46
141	72250	499	000	141217548	01/07/2022	APPLE INC	129.00
141	72710	424	000	141217549	01/07/2022	ATCO INTERNATIONAL	214.30
141	72620	499	000	141217550	01/07/2022	BATTERIES PLUS LLC	490.44
141	72220	355	000	141217551	01/07/2022	CAMPBELL, AMANDA	143.82
141	72620	499	000	141217552	01/07/2022	CAPITAL ONE TRADE CR	407.99
141	72250	499	000	141217553	01/07/2022	CDW GOVERNMENT, INC	61.77
141	72250	499	000	141217553	01/07/2022	CDW GOVERNMENT, INC	27.97
141	72250	499	000	141217553	01/07/2022	CDW GOVERNMENT, INC	35.64

		CHECK CHECK					
FND	ACCT	OBJ	PRJ	NUMBER	DATE	VENDOR	AMOUNT
141	72710	453	000	141217554	01/07/2022	CENTRAL STATES BUS S	569.75
141	72620	499	000	141217555	01/07/2022	CITY ELECTRIC SUPPLY	42.08
141	72620	499	000	141217555	01/07/2022	CITY ELECTRIC SUPPLY	229.20
141	72620	499	000	141217555	01/07/2022	CITY ELECTRIC SUPPLY	242.63
141	72620	499	000	141217555	01/07/2022	CITY ELECTRIC SUPPLY	31.98
141	72620	499	000	141217555	01/07/2022	CITY ELECTRIC SUPPLY	93.00
141	72620	499	000	141217556	01/07/2022	CLINE-HOLDER ELECTRI	596.49
141	72620	499	000	141217557	01/07/2022	DOWN TO EARTH	329.56
141	72620	499	000	141217557	01/07/2022	DOWN TO EARTH	307.09
141	72620	499	000	141217558	01/07/2022	EAST TENNESSEE RENT-	329.66
141	72250	399	000	141217559	01/07/2022	ENA SERVICES LLC	1,917.30
141	72250	350	000	141217559	01/07/2022	ENA SERVICES LLC	5,926.00
141	72620	499	000	141217560	01/07/2022	EVERGREEN OF JOHNSON	171.96
141	72620	499	000	141217560	01/07/2022	EVERGREEN OF JOHNSON	335.86
141	72620	499	000	141217560	01/07/2022	EVERGREEN OF JOHNSON	210.91
141	72620	499	000	141217561	01/07/2022	FASTENAL	269.05
141	72620	499	000	141217562	01/07/2022	FENCO SUPPLY	4.24
141	72620	499	000	141217562	01/07/2022	FENCO SUPPLY	14.67
141	72620	499	000	141217562	01/07/2022	FENCO SUPPLY	122.44
141	72620	499	000	141217562	01/07/2022	FENCO SUPPLY	183.42
141	72620	499	000	141217562	01/07/2022	FENCO SUPPLY	70.79
141	72620	499	000	141217562	01/07/2022	FENCO SUPPLY	28.82
141	72620	499	000	141217562	01/07/2022	FENCO SUPPLY	403.09
141	72620	499	000	141217562	01/07/2022	FENCO SUPPLY	21.20
141	71100	499	000	141217563	01/07/2022	FISHER SCIENTIFIC CO	137.52
141	72250	399	000	141217564	01/07/2022	GOVCONNECTION, INC	1,764.88
141	72250	499	000	141217564	01/07/2022	GOVCONNECTION, INC	52.58
141	72620	499	000	141217565	01/07/2022	HOME DEPOT PRO	190.25
141	72620	499	000	141217565	01/07/2022	HOME DEPOT PRO	194.16
141	72610	410	000	141217565	01/07/2022	HOME DEPOT PRO	90.40
141	72610	410	000	141217565	01/07/2022	HOME DEPOT PRO	817.60
141	72610	410	000	141217565	01/07/2022	HOME DEPOT PRO	511.00
141	72610	410	000	141217565	01/07/2022	HOME DEPOT PRO	327.04
141	72610	410	000	141217565	01/07/2022	HOME DEPOT PRO	1,341.67
141	72610	410	000	141217565	01/07/2022	HOME DEPOT PRO	1,264.42
141	72610	410	000	141217565	01/07/2022	HOME DEPOT PRO	423.60
141	72610	410	000	141217565	01/07/2022	HOME DEPOT PRO	1,593.31
141	72610	410	000	141217565	01/07/2022	HOME DEPOT PRO	564.13
141	72610	410	000	141217565	01/07/2022	HOME DEPOT PRO	707.10
141	72610	410	000	141217565	01/07/2022	HOME DEPOT PRO	1,566.30
141	72610	410	000	141217565	01/07/2022	HOME DEPOT PRO	1,119.50
141	72610	410	000	141217565	01/07/2022	HOME DEPOT PRO	638.71
141	72610	410	000	141217565	01/07/2022	HOME DEPOT PRO	755.04
141	72620	336	000	141217566	01/07/2022	HVAC INC	1,647.50
141	72210	524	000	141217567	01/07/2022	INGLES MARKETS, INC	30.18
141	71100	429	000	141217567	01/07/2022	INGLES MARKETS, INC	200.00
141	72710	424	000	141217568	01/07/2022	INTERSTATE BATTERY S	337.90
141	72710	424	000	141217568	01/07/2022	INTERSTATE BATTERY S	347.90
141	72410	355	000	141217569	01/07/2022	KITE, JOSH	156.98
141	72620	499	000	141217570	01/07/2022	L&W SUPPLY CORPORATI	709.11
141	72620	499	000	141217571	01/07/2022	MODERN SUPPLY	532.62
141	72220	355	000	141217572	01/07/2022	MYERS, MINDY	62.98
141	71100	429	000	141217573	01/07/2022	OFFICE DEPOT	107.61
141	71100	429	000	141217573	01/07/2022	OFFICE DEPOT	123.62
141	71100	429	000	141217573	01/07/2022	OFFICE DEPOT	199.78
141	71100	429	000	141217573	01/07/2022	OFFICE DEPOT	419.34

CHECK CHECK							
FND	ACCT	OBJ	PRJ	NUMBER	DATE	VENDOR	AMOUNT
141	71100	429	000	141217573	01/07/2022	OFFICE DEPOT	385.76
141	71100	429	000	141217573	01/07/2022	OFFICE DEPOT	143.89
141	71100	429	000	141217573	01/07/2022	OFFICE DEPOT	138.69
141	71100	429	000	141217573	01/07/2022	OFFICE DEPOT	138.78
141	71100	429	000	141217573	01/07/2022	OFFICE DEPOT	138.07
141	71100	429	000	141217573	01/07/2022	OFFICE DEPOT	137.33
141	71100	429	000	141217573	01/07/2022	OFFICE DEPOT	198.86
141	71100	429	000	141217573	01/07/2022	OFFICE DEPOT	197.23
141	71100	429	000	141217573	01/07/2022	OFFICE DEPOT	189.19
141	71100	429	000	141217573	01/07/2022	OFFICE DEPOT	199.49
141	71100	429	000	141217573	01/07/2022	OFFICE DEPOT	55.97
141	72410	499	000	141217573	01/07/2022	OFFICE DEPOT	288.09
141	72620	499	000	141217573	01/07/2022	OFFICE DEPOT	251.99
141	72620	499	000	141217573	01/07/2022	OFFICE DEPOT	459.98
141	71100	429	000	141217573	01/07/2022	OFFICE DEPOT	299.88
141	71200	429	000	141217573	01/07/2022	OFFICE DEPOT	198.08
141	71200	429	000	141217573	01/07/2022	OFFICE DEPOT	196.84
141	71200	429	000	141217573	01/07/2022	OFFICE DEPOT	197.53
141	71200	429	000	141217573	01/07/2022	OFFICE DEPOT	197.22
141	71200	429	000	141217573	01/07/2022	OFFICE DEPOT	95.20
141	71200	429	000	141217573	01/07/2022	OFFICE DEPOT	198.17
141	71200	429	000	141217573	01/07/2022	OFFICE DEPOT	198.37
141	71200	429	000	141217573	01/07/2022	OFFICE DEPOT	48.51
141	72610	499	000	141217574	01/07/2022	OLDE TOWNE SMALL ENG	64.35
141	72610	499	000	141217574	01/07/2022	OLDE TOWNE SMALL ENG	53.00
141	71300	730	000	141217574	01/07/2022	OLDE TOWNE SMALL ENG	479.99
141	72620	499	000	141217575	01/07/2022	QUIK CLEANERS	145.50
141	72250	499	000	141217576	01/07/2022	QUILL LLC	114.29
141	71100	499	000	141217576	01/07/2022	QUILL LLC	155.60
141	72250	499	000	141217576	01/07/2022	QUILL LLC	812.85
141	72250	499	000	141217576	01/07/2022	QUILL LLC	97.55
141	72250	499	000	141217576	01/07/2022	QUILL LLC	384.28
141	72250	499	000	141217576	01/07/2022	QUILL LLC	256.70
141	72250	499	000	141217576	01/07/2022	QUILL LLC	418.60
141	72250	499	000	141217576	01/07/2022	QUILL LLC	6.37
141	72250	499	000	141217576	01/07/2022	QUILL LLC	10.43
141	72250	499	000	141217576	01/07/2022	QUILL LLC	98.99
141	72620	499	000	141217577	01/07/2022	RFC COMPANY	114.59
141	72220	355	000	141217578	01/07/2022	ROSE, DONNA	62.51
141	71100	429	000	141217579	01/07/2022	SCHOLASTIC INC	112.07
141	71200	429	000	141217580	01/07/2022	SCHOOL SPECIALTY LLC	167.04
141	71200	429	000	141217580	01/07/2022	SCHOOL SPECIALTY LLC	29.10
141	72620	499	000	141217581	01/07/2022	SHARE CORPORATION	2,879.94
141	72620	499	000	141217581	01/07/2022	SHARE CORPORATION	683.00
141	72620	499	000	141217582	01/07/2022	SHERWIN WILLIAMS	420.25
141	72620	499	000	141217582	01/07/2022	SHERWIN WILLIAMS	178.44
141	72510	399	000	141217583	01/07/2022	SQUIBB, RACHEL	1,000.00
141	71200	429	000	141217584	01/07/2022	SUPER DUPER PUBLICAT	106.85
141	72220	355	000	141217585	01/07/2022	TAYLOR, MISTY	56.40
141	71300	730	000	141217586	01/07/2022	TECHNICAL TRAINING A	20,780.00
141	72620	599	000	141217587	01/07/2022	TEG ENTERPRISES	62.40
141	72220	355	000	141217588	01/07/2022	TEILMANN, CHRISTIE	34.78
141	72320	399	000	141217589	01/07/2022	TENN SCHOOL BOARDS A	3,250.00
141	72620	499	000	141217590	01/07/2022	TMS SOUTH	500.42
141	72210	355	000	141217591	01/07/2022	TRAVIS, MYRA	80.84
141	72320	307	000	141217592	01/07/2022	VERIZON WIRELESS	95.13

		CHECK CHECK					
FND	ACCT	OBJ	PRJ	NUMBER	DATE	VENDOR	AMOUNT
141	72620	499	000	141217593	01/07/2022	WM. S. TRIMBLE COMPA	870.00
141	71100	499	000	141217611	01/12/2022	BANKCARD CENTER	77.66
141	72210	524	000	141217611	01/12/2022	BANKCARD CENTER	792.31
141	72220	355	000	141217611	01/12/2022	BANKCARD CENTER	404.07
141	72310	355	000	141217611	01/12/2022	BANKCARD CENTER	8,541.68
141	72310	599	000	141217611	01/12/2022	BANKCARD CENTER	756.25
141	72320	355	000	141217611	01/12/2022	BANKCARD CENTER	1,000.00
141	72320	435	000	141217611	01/12/2022	BANKCARD CENTER	129.93
141	72510	399	000	141217611	01/12/2022	BANKCARD CENTER	366.72
141	72710	453	000	141217611	01/12/2022	BANKCARD CENTER	52.26
141	72250	355	000	141217613	01/12/2022	FULLBRIGHT, CURTIS	45.12
141	71100	299	000	141217618	01/12/2022	OPTUM	50.00
141	99100	590	000	141217622	01/12/2022	WASHINGTON COUNTY DE	260,000.00
141	72210	432	000	141217623	01/14/2022	ABDO	951.60
141	72710	453	000	141217624	01/14/2022	ADVANCE AUTO PARTS	1,416.31
141	72620	499	000	141217625	01/14/2022	AIRGAS INC, SOUTH DI	19.53
141	71100	299	000	141217626	01/14/2022	AIUTO	22.80
141	72710	330	000	141217627	01/14/2022	ALLY	350.54
141	72250	499	000	141217628	01/14/2022	AMAZON CAPITAL SERVI	55.86
141	71100	429	000	141217628	01/14/2022	AMAZON CAPITAL SERVI	197.36
141	71100	429	000	141217628	01/14/2022	AMAZON CAPITAL SERVI	5.78
141	71100	429	000	141217628	01/14/2022	AMAZON CAPITAL SERVI	38.88
141	71100	429	000	141217628	01/14/2022	AMAZON CAPITAL SERVI	212.77
141	71100	429	000	141217628	01/14/2022	AMAZON CAPITAL SERVI	45.92
141	71100	429	000	141217628	01/14/2022	AMAZON CAPITAL SERVI	64.95
141	71100	429	000	141217628	01/14/2022	AMAZON CAPITAL SERVI	203.24
141	71200	429	000	141217628	01/14/2022	AMAZON CAPITAL SERVI	196.05
141	72210	432	000	141217629	01/14/2022	BAM, INSTITUTIONAL S	13.98
141	72210	432	000	141217629	01/14/2022	BAM, INSTITUTIONAL S	7.99
141	72210	432	000	141217629	01/14/2022	BAM, INSTITUTIONAL S	7.99
141	72210	432	000	141217629	01/14/2022	BAM, INSTITUTIONAL S	10.40
141	72210	432	000	141217629	01/14/2022	BAM, INSTITUTIONAL S	7.99
141	72210	432	000	141217629	01/14/2022	BAM, INSTITUTIONAL S	7.99
141	72210	432	000	141217629	01/14/2022	BAM, INSTITUTIONAL S	7.99
141	72210	432	000	141217629	01/14/2022	BAM, INSTITUTIONAL S	7.99
141	72210	432	000	141217629	01/14/2022	BAM, INSTITUTIONAL S	15.98
141	72210	432	000	141217629	01/14/2022	BAM, INSTITUTIONAL S	39.95
141	72210	432	000	141217629	01/14/2022	BAM, INSTITUTIONAL S	7.99
141	72210	432	000	141217629	01/14/2022	BAM, INSTITUTIONAL S	7.99
141	72210	432	000	141217629	01/14/2022	BAM, INSTITUTIONAL S	7.99
141	72210	432	000	141217629	01/14/2022	BAM, INSTITUTIONAL S	15.98
141	71100	499	000	141217630	01/14/2022	BLICK ART MATERIALS	879.83
141	71100	499	000	141217630	01/14/2022	BLICK ART MATERIALS	72.17
141	71100	429	000	141217630	01/14/2022	BLICK ART MATERIALS	56.99
141	72610	434	000	141217631	01/14/2022	BLOSSMAN GAS & APPLI	3,985.45
141	72610	434	000	141217631	01/14/2022	BLOSSMAN GAS & APPLI	3,672.27
141	72610	434	000	141217631	01/14/2022	BLOSSMAN GAS & APPLI	1,208.66
141	72610	434	000	141217631	01/14/2022	BLOSSMAN GAS & APPLI	850.69
141	72710	499	000	141217632	01/14/2022	BLUE WATER INDUSTRIE	181.30
141	71100	429	000	141217633	01/14/2022	BSN SPORTS	492.58
141	72410	599	000	141217633	01/14/2022	BSN SPORTS	3,307.50
141	71300	429	000	141217634	01/14/2022	BURMAX COMPANY INC	215.91
141	71100	399	000	141217635	01/14/2022	CADAS INC	860.00
141	71100	399	000	141217635	01/14/2022	CADAS INC	430.00
141	72210	432	000	141217636	01/14/2022	CAPSTONE PRESS	1,234.05
141	72210	432	000	141217636	01/14/2022	CAPSTONE PRESS	208.39

CHECK CHECK							
FND	ACCT	OBJ	PRJ	NUMBER	DATE	VENDOR	AMOUNT
141	71100	399	000	141217637	01/14/2022	CEDAR GROVE CENTER	792.00
141	72610	599	000	141217638	01/14/2022	CENTURYLINK	132.32
141	72610	599	000	141217638	01/14/2022	CENTURYLINK	28.00
141	72310	320	000	141217639	01/14/2022	CHAMBER OF COMMERCE	572.00
141	72610	399	000	141217640	01/14/2022	CHEM-AQUA INC	1,332.62
141	72610	454	000	141217641	01/14/2022	CHUCKEY UTILITY DIST	345.05
141	71100	429	000	141217642	01/14/2022	DANIEL BOONE HIGH SC	2,462.34
141	71100	499	000	141217643	01/14/2022	DCHS DIGITAL GRAPHIC	131.25
141	71100	429	000	141217644	01/14/2022	DEMCO	381.67
141	72710	599	000	141217645	01/14/2022	DIRECT HEALTH CARE	600.00
141	72320	307	000	141217646	01/14/2022	ENA SERVICES LLC	361.58
141	72320	307	000	141217646	01/14/2022	ENA SERVICES LLC	440.68
141	72320	307	000	141217646	01/14/2022	ENA SERVICES LLC	625.37
141	72320	307	000	141217646	01/14/2022	ENA SERVICES LLC	511.80
141	72320	307	000	141217646	01/14/2022	ENA SERVICES LLC	191.98
141	72320	307	000	141217646	01/14/2022	ENA SERVICES LLC	326.02
141	72320	307	000	141217646	01/14/2022	ENA SERVICES LLC	237.42
141	72320	307	000	141217646	01/14/2022	ENA SERVICES LLC	241.42
141	72320	307	000	141217646	01/14/2022	ENA SERVICES LLC	201.86
141	72320	307	000	141217646	01/14/2022	ENA SERVICES LLC	228.93
141	72320	307	000	141217646	01/14/2022	ENA SERVICES LLC	171.80
141	72320	307	000	141217646	01/14/2022	ENA SERVICES LLC	425.30
141	72320	307	000	141217646	01/14/2022	ENA SERVICES LLC	214.65
141	72320	307	000	141217646	01/14/2022	ENA SERVICES LLC	209.15
141	72710	307	000	141217646	01/14/2022	ENA SERVICES LLC	54.94
141	72620	307	000	141217646	01/14/2022	ENA SERVICES LLC	239.92
141	72320	307	000	141217646	01/14/2022	ENA SERVICES LLC	226.73
141	72320	307	000	141217646	01/14/2022	ENA SERVICES LLC	505.22
141	72610	599	000	141217646	01/14/2022	ENA SERVICES LLC	943.91
141	73300	599	000	141217646	01/14/2022	ENA SERVICES LLC	100.09
141	72610	399	000	141217647	01/14/2022	FLEENOR SECURITY SYS	75.00
141	72610	399	000	141217647	01/14/2022	FLEENOR SECURITY SYS	63.03
141	72120	499	000	141217648	01/14/2022	FOOD CITY	257.15
141	72210	524	000	141217648	01/14/2022	FOOD CITY	52.94
141	72620	336	000	141217649	01/14/2022	FOSTER SIGNS	3,490.00
141	72710	425	000	141217650	01/14/2022	GREENEVILLE OIL & PE	2,016.56
141	72710	424	000	141217650	01/14/2022	GREENEVILLE OIL & PE	629.30
141	72230	355	000	141217651	01/14/2022	HALE, CHARLES	66.74
141	72610	454	000	141217653	01/14/2022	JONESBOROUGH WATER D	440.70
141	72610	359	000	141217653	01/14/2022	JONESBOROUGH WATER D	400.00
141	72610	454	000	141217653	01/14/2022	JONESBOROUGH WATER D	57.38
141	72610	454	000	141217653	01/14/2022	JONESBOROUGH WATER D	59.41
141	72610	359	000	141217653	01/14/2022	JONESBOROUGH WATER D	620.00
141	72610	454	000	141217653	01/14/2022	JONESBOROUGH WATER D	654.53
141	72610	359	000	141217653	01/14/2022	JONESBOROUGH WATER D	620.00
141	72610	454	000	141217653	01/14/2022	JONESBOROUGH WATER D	622.31
141	71300	429	000	141217654	01/14/2022	KNOWLEDGE MATTERS IN	2,800.00
141	71100	399	000	141217655	01/14/2022	LANGUAGE TRAINING CE	12.50
141	71200	429	000	141217656	01/14/2022	LOWE'S	134.78
141	72620	499	000	141217656	01/14/2022	LOWE'S	6,515.89
141	72250	499	000	141217656	01/14/2022	LOWE'S	536.46
141	71300	429	000	141217656	01/14/2022	LOWE'S	1,369.84
141	72710	424	000	141217657	01/14/2022	MATHESON TRI-GAS INC	70.88
141	72710	453	000	141217658	01/14/2022	MID-SOUTH BUS CENTER	410.74
141	72710	453	000	141217658	01/14/2022	MID-SOUTH BUS CENTER	181.50
141	72710	453	000	141217658	01/14/2022	MID-SOUTH BUS CENTER	469.98

		CHECK CHECK					
FND	ACCT	OBJ	PRJ	NUMBER	DATE	VENDOR	
						AMOUNT	
141	72710	453	000	141217658	01/14/2022	MID-SOUTH BUS CENTER	453.75
141	72710	453	000	141217658	01/14/2022	MID-SOUTH BUS CENTER	220.48
141	72220	399	000	141217659	01/14/2022	MINI MIRACLES THERAP	5,399.90
141	72220	399	000	141217659	01/14/2022	MINI MIRACLES THERAP	295.05
141	71100	429	000	141217660	01/14/2022	NASCO	133.56
141	72220	499	000	141217661	01/14/2022	NORTHEAST STATE	144.00
141	72120	499	000	141217662	01/14/2022	NORTHEAST STATE COLL	3.00
141	71100	429	000	141217663	01/14/2022	OFFICE DEPOT INC	172.88
141	71100	429	000	141217663	01/14/2022	OFFICE DEPOT INC	26.60
141	72620	335	000	141217664	01/14/2022	PRATERS INCORPORATED	42,726.80
141	72610	399	000	141217665	01/14/2022	PREMIER FIRE PROTECT	93.00
141	72610	399	000	141217665	01/14/2022	PREMIER FIRE PROTECT	116.00
141	72610	399	000	141217665	01/14/2022	PREMIER FIRE PROTECT	277.00
141	72610	399	000	141217665	01/14/2022	PREMIER FIRE PROTECT	140.00
141	72610	399	000	141217665	01/14/2022	PREMIER FIRE PROTECT	116.00
141	72610	399	000	141217665	01/14/2022	PREMIER FIRE PROTECT	173.00
141	72610	399	000	141217665	01/14/2022	PREMIER FIRE PROTECT	185.00
141	72610	399	000	141217665	01/14/2022	PREMIER FIRE PROTECT	138.00
141	72610	399	000	141217665	01/14/2022	PREMIER FIRE PROTECT	117.00
141	72610	399	000	141217665	01/14/2022	PREMIER FIRE PROTECT	276.00
141	72610	399	000	141217665	01/14/2022	PREMIER FIRE PROTECT	164.00
141	72610	399	000	141217665	01/14/2022	PREMIER FIRE PROTECT	133.00
141	72610	399	000	141217665	01/14/2022	PREMIER FIRE PROTECT	85.00
141	72610	399	000	141217665	01/14/2022	PREMIER FIRE PROTECT	93.00
141	72610	328	000	141217666	01/14/2022	PREMIERE BUILDING MA	5,417.38
141	72610	328	000	141217666	01/14/2022	PREMIERE BUILDING MA	3,482.36
141	72610	328	000	141217666	01/14/2022	PREMIERE BUILDING MA	5,968.04
141	72610	328	000	141217666	01/14/2022	PREMIERE BUILDING MA	5,440.08
141	72610	328	000	141217666	01/14/2022	PREMIERE BUILDING MA	4,669.00
141	72610	328	000	141217666	01/14/2022	PREMIERE BUILDING MA	5,663.47
141	72610	328	000	141217666	01/14/2022	PREMIERE BUILDING MA	4,265.23
141	72610	328	000	141217666	01/14/2022	PREMIERE BUILDING MA	4,216.54
141	72610	328	000	141217666	01/14/2022	PREMIERE BUILDING MA	12,843.35
141	72610	328	000	141217666	01/14/2022	PREMIERE BUILDING MA	12,843.35
141	72610	328	000	141217666	01/14/2022	PREMIERE BUILDING MA	5,981.92
141	72710	453	000	141217667	01/14/2022	PRO BILLING & FUNDIN	65.38
141	72210	432	000	141217668	01/14/2022	RENAISSANCE	918.75
141	72410	599	000	141217669	01/14/2022	RIDDELL ALL AMERICAN	3,954.87
141	72320	399	000	141217670	01/14/2022	ROBERT J. YOUNG COMP	3,878.12
141	71300	429	000	141217671	01/14/2022	SAVVAS LEARNING COMP	17,197.31
141	71100	429	000	141217672	01/14/2022	SCHOOL SPECIALTY LLC	482.53
141	71100	429	000	141217672	01/14/2022	SCHOOL SPECIALTY LLC	123.81
141	71100	429	000	141217672	01/14/2022	SCHOOL SPECIALTY LLC	97.86
141	71100	429	000	141217672	01/14/2022	SCHOOL SPECIALTY LLC	3.05
141	71100	429	000	141217673	01/14/2022	SHIELDS ELECTRONICS	676.00
141	72250	499	000	141217673	01/14/2022	SHIELDS ELECTRONICS	845.00
141	72250	499	000	141217673	01/14/2022	SHIELDS ELECTRONICS	1,690.00
141	72250	499	000	141217674	01/14/2022	STAPLES	434.22
141	72250	499	000	141217674	01/14/2022	STAPLES	1,565.40
141	72610	399	000	141217675	01/14/2022	STATE OF TENNESSEE	55.00
141	72610	399	000	141217675	01/14/2022	STATE OF TENNESSEE	55.00
141	72120	599	000	141217676	01/14/2022	SYNCHRONY BANK JCP	114.07
141	71100	429	000	141217677	01/14/2022	TENNESSEE OFFICE SUP	198.58
141	71100	429	000	141217677	01/14/2022	TENNESSEE OFFICE SUP	35.21
141	71100	429	000	141217677	01/14/2022	TENNESSEE OFFICE SUP	11.84
141	71100	429	000	141217677	01/14/2022	TENNESSEE OFFICE SUP	43.54

		CHECK CHECK					
FND	ACCT	OBJ	PRJ	NUMBER	DATE	VENDOR	
						AMOUNT	
141	71100	429	000	141217677	01/14/2022	TENNESSEE OFFICE SUP	10.04
141	72130	499	000	141217677	01/14/2022	TENNESSEE OFFICE SUP	28.82
141	72210	432	000	141217677	01/14/2022	TENNESSEE OFFICE SUP	263.85
141	71100	429	000	141217677	01/14/2022	TENNESSEE OFFICE SUP	22.42
141	71100	429	000	141217677	01/14/2022	TENNESSEE OFFICE SUP	363.43
141	71100	429	000	141217677	01/14/2022	TENNESSEE OFFICE SUP	29.18
141	71100	429	000	141217677	01/14/2022	TENNESSEE OFFICE SUP	36.64
141	71100	429	000	141217677	01/14/2022	TENNESSEE OFFICE SUP	6.16
141	71100	429	000	141217677	01/14/2022	TENNESSEE OFFICE SUP	64.34
141	71100	429	000	141217677	01/14/2022	TENNESSEE OFFICE SUP	64.34
141	71100	429	000	141217677	01/14/2022	TENNESSEE OFFICE SUP	8.00
141	71100	429	000	141217677	01/14/2022	TENNESSEE OFFICE SUP	196.68
141	71200	429	000	141217677	01/14/2022	TENNESSEE OFFICE SUP	4.05
141	71200	429	000	141217677	01/14/2022	TENNESSEE OFFICE SUP	139.99
141	72620	499	000	141217677	01/14/2022	TENNESSEE OFFICE SUP	2,969.72
141	72620	499	000	141217678	01/14/2022	TMS SOUTH	979.45
141	72620	499	000	141217679	01/14/2022	TRANE COMPANY	192.79
141	72620	499	000	141217679	01/14/2022	TRANE COMPANY	261.09
141	72710	453	000	141217680	01/14/2022	TRUCK PRO	53.16
141	72710	453	000	141217680	01/14/2022	TRUCK PRO	278.92
141	72710	453	000	141217680	01/14/2022	TRUCK PRO	58.86
141	71100	299	000	141217681	01/14/2022	TRUSTMARK SOLUTIONS	50.51
141	72620	499	000	141217682	01/14/2022	UNITED RENTALS	681.29
141	72620	499	000	141217683	01/14/2022	UNITED REFRIGERATION	432.80
141	71100	399	000	141217685	01/14/2022	VILLAGE BEHAVIORAL H	264.00
141	72120	499	000	141217686	01/14/2022	WASHINGTON COUNTY HE	74.32
141	72610	499	000	141217688	01/14/2022	WASHINGTON FARMERS C	4,200.00
141	72610	499	000	141217688	01/14/2022	WASHINGTON FARMERS C	760.00
141	72610	499	000	141217688	01/14/2022	WASHINGTON FARMERS C	604.80
141	72610	499	000	141217688	01/14/2022	WASHINGTON FARMERS C	193.98
141	72610	499	000	141217688	01/14/2022	WASHINGTON FARMERS C	6.00
141	71100	116	000	141212262	01/15/2022	ADAMS, LISA	-294.76
141	71100	116	000	141212262	01/15/2022	ADAMS, LISA	-189.60
141	72210	499	000	14127989	01/15/2022	ADAMS, SHANNON	-32.26
141	71100	299	000	141213687	01/15/2022	BABB, SARAH	-135.00
141	72310	599	000	141204931	01/15/2022	BAILEY, HEATH	-19.97
141	72710	599	000	141206069	01/15/2022	BAIRD, ROBBIE	-18.27
141	71100	116	000	141212272	01/15/2022	BREWER, JERRY	-325.81
141	72310	355	000	141203922	01/15/2022	BUCHANAN, ANNETTE	-114.00
141	72310	355	000	141203922	01/15/2022	BUCHANAN, ANNETTE	-94.00
141	72710	412	000	141213345	01/15/2022	BUTLER, OLIVIA	-41.14
141	72120	355	000	141200059	01/15/2022	BYRD, AMY	-3.76
141	72120	355	000	141200981	01/15/2022	BYRD, AMY	-16.92
141	71100	399	000	141209425	01/15/2022	CEDAR GROVE CENTER	-798.00
141	72210	524	000	141200479	01/15/2022	CREAMER, LINDA	-36.00
141	72220	355	000	141202499	01/15/2022	CURTIS, EMMERY	-15.98
141	72210	524	000	141203041	01/15/2022	DAVENPORT, BEN	-100.00
141	72210	524	000	141202501	01/15/2022	DAVENPORT, BEN	-100.00
141	71100	299	000	141208966	01/15/2022	DURHAM, JOHN	-30.00
141	72320	355	000	141204201	01/15/2022	FLANARY, WILLIAM	-88.00
141	72320	355	000	141204201	01/15/2022	FLANARY, WILLIAM	-282.00
141	73901	499	000	141212626	01/15/2022	FOSTER SIGNS	-530.00
141	72620	499	000	141212626	01/15/2022	FOSTER SIGNS	-220.00
141	72620	499	000	141212626	01/15/2022	FOSTER SIGNS	-195.00
141	72710	424	000	141212626	01/15/2022	FOSTER SIGNS	-32.00
141	72210	524	000	141208973	01/15/2022	GANTLEY, JULIE	-64.00

				CHECK CHECK			
FND	ACCT	OBJ	PRJ	NUMBER	DATE	VENDOR	AMOUNT
141	71100	299	000	141208980	01/15/2022	GRAY, JAMES	-55.00
141	72120	355	000	141202809	01/15/2022	GREEN, JESSICA	-4.23
141	71100	299	000	141206629	01/15/2022	GREENE, LISA	-135.00
141	72210	355	000	141199709	01/15/2022	HILTON GARDEN INN	-1,293.32
141	72210	524	000	141210969	01/15/2022	HILTON GARDEN INN NA	-966.52
141	73300	355	000	141208741	01/15/2022	HITE, MEGAN	-36.66
141	72210	355	000	141199655	01/15/2022	HOLCOMBE, ELLIS	-114.00
141	72210	355	000	141199655	01/15/2022	HOLCOMBE, ELLIS	-94.00
141	71100	299	000	141211368	01/15/2022	HONEYCUTT, VANESSA	-80.00
141	72810	499	000	141211764	01/15/2022	HONORS GRADUATION	-492.82
141	72810	499	000	141211764	01/15/2022	HONORS GRADUATION	-403.39
141	72220	355	000	141212784	01/15/2022	HORAN, KELLI	-147.01
141	71100	299	000	141208314	01/15/2022	HUFF, KATHY	-63.75
141	72120	399	000	141203811	01/15/2022	INDUSTRIAL HEARING S	-260.00
141	72220	355	000	141212557	01/15/2022	IVESTER, ASHLEY	-6.58
141	72220	355	000	141210415	01/15/2022	IVESTER, ASHLEY	-79.90
141	72220	355	000	141211102	01/15/2022	IVESTER, ASHLEY	-111.86
141	72220	355	000	141210843	01/15/2022	IVESTER, ASHLEY	-79.90
141	72220	355	000	141211298	01/15/2022	IVESTER, ASHLEY	-47.94
141	72220	355	000	141209994	01/15/2022	IVESTER, ASHLEY	-31.96
141	72220	355	000	141209593	01/15/2022	IVESTER, ASHLEY	-47.94
141	72220	355	000	141209188	01/15/2022	IVESTER, ASHLEY	-31.96
141	72250	399	000	141210597	01/15/2022	IXL LEARNING	-2,040.00
141	72250	399	000	141210597	01/15/2022	IXL LEARNING	-767.50
141	71100	299	000	141203813	01/15/2022	JEFFERS, EDWARD	-135.00
141	71100	116	000	141212304	01/15/2022	JENKINS, TONYA	-156.99
141	71100	116	000	141212304	01/15/2022	JENKINS, TONYA	-172.92
141	71100	116	000	141212305	01/15/2022	JOHNSON, GREGORY	-119.70
141	71100	116	000	141212305	01/15/2022	JOHNSON, GREGORY	-318.47
141	71100	116	000	141212305	01/15/2022	JOHNSON, GREGORY	-75.10
141	71100	116	000	141212305	01/15/2022	JOHNSON, GREGORY	-268.98
141	71100	116	000	141212306	01/15/2022	JOHNSON, GREGORY	-169.00
141	71100	116	000	141212306	01/15/2022	JOHNSON, GREGORY	-497.00
141	71100	116	000	141212306	01/15/2022	JOHNSON, GREGORY	-131.00
141	71100	116	000	141212306	01/15/2022	JOHNSON, GREGORY	-532.00
141	71100	116	000	141212311	01/15/2022	KNIGHT, JESSICA	-119.70
141	71100	116	000	141212311	01/15/2022	KNIGHT, JESSICA	-318.47
141	71100	116	000	141212311	01/15/2022	KNIGHT, JESSICA	-75.10
141	71100	116	000	141212311	01/15/2022	KNIGHT, JESSICA	-268.98
141	71100	207	000	141200448	01/15/2022	KYKER, CONNIE	-1,931.00
141	72120	355	000	141200507	01/15/2022	LANE, PATRICIA	-45.12
141	73300	355	000	141208753	01/15/2022	LANE, TINA	-61.10
141	73300	355	000	141210492	01/15/2022	LANE, TINA	-60.16
141	73300	355	000	141205745	01/15/2022	LANE, TINA	-89.30
141	73300	355	000	141209462	01/15/2022	LANE, TINA	-69.56
141	72120	355	000	141206265	01/15/2022	LASHBROOK, CHERYL	-15.51
141	72210	524	000	141205009	01/15/2022	LINDSAY, DREW	-36.00
141	73300	355	000	141203385	01/15/2022	MARSH, RHONDA	-32.90
141	72220	355	000	141212567	01/15/2022	MCCARTT, MAGGIE	-61.10
141	72220	355	000	141213435	01/15/2022	MCCARTT, MAGGIE	-54.99
141	72220	355	000	141213159	01/15/2022	MCCARTT, MAGGIE	-42.77
141	72220	355	000	141212793	01/15/2022	MCCARTT, MAGGIE	-67.21
141	71100	299	000	141202480	01/15/2022	MCCURRY, RACHEL	-135.00
141	71100	207	000	141208933	01/15/2022	MCFARLAND, MELISSA	-3,023.00
141	71200	429	000	141206177	01/15/2022	MD SUPPLIES & SERVIC	-28.21
141	72220	355	000	141200900	01/15/2022	MOLL, ALCYIA	-63.92

CHECK CHECK							
FND	ACCT	OBJ	PRJ	NUMBER	DATE	VENDOR	AMOUNT
141	72110	355	000	141203303	01/15/2022	MURPHY, JAMES	-172.02
141	72210	355	000	141204215	01/15/2022	MURPHY, JAMES	-37.60
141	72110	355	000	141199920	01/15/2022	MURPHY, JAMES	-67.68
141	72220	355	000	141208762	01/15/2022	MYERS, MINDY	-92.12
141	72210	355	000	141210434	01/15/2022	OGLE, JOSH	-143.35
141	71100	116	000	141212333	01/15/2022	PETERS, JENEE	-176.22
141	71100	116	000	141212333	01/15/2022	PETERS, JENEE	-186.57
141	71100	299	000	141204079	01/15/2022	PETERS, JENEE	-135.00
141	71100	207	000	141212709	01/15/2022	PHILLIPS, EVIA	-1,931.00
141	72210	524	000	141205012	01/15/2022	PRYOR, KATHRYN	-36.00
141	71100	299	000	141203536	01/15/2022	PUGH, JODI	-117.00
141	72210	355	000	141204484	01/15/2022	RAMSEY, SUSAN	-37.60
141	72110	499	000	141207001	01/15/2022	RAMSEY, SUSAN	-74.95
141	72210	524	000	141204484	01/15/2022	RAMSEY, SUSAN	-15.96
141	72210	355	000	141204807	01/15/2022	RAMSEY, SUSAN	-22.56
141	72710	412	000	141212747	01/15/2022	REAVES, DAVID	-31.13
141	71100	299	000	141210703	01/15/2022	RICHMOND, CURTIS	-135.00
141	72210	524	000	141200383	01/15/2022	ROBINSON, MIRIAM	-36.00
141	72120	355	000	141200086	01/15/2022	ROURK, RACHEL	-6.58
141	72120	499	000	141200270	01/15/2022	SCHOOL HEALTH CORPOR	-463.95
141	72120	499	000	141200270	01/15/2022	SCHOOL HEALTH CORPOR	-325.73
141	72210	355	000	141210710	01/15/2022	SMITH, ALICE ANN	-21.90
141	72620	599	000	141202425	01/15/2022	STALLARD, MICHELLE	-24.44
141	71100	429	000	141211052	01/15/2022	STUDIES WEEKLY	-130.05
141	72810	599	000	141206563	01/15/2022	THACKER, ABIGAIL	-29.76
141	71100	207	000	141200430	01/15/2022	TILSON, JANINE	-1,931.00
141	73300	599	000	141203723	01/15/2022	TIPTON-HAYNES HISTOR	-300.00
141	72620	499	000	141203727	01/15/2022	UNITED RENTALS	-632.98
141	72620	499	000	141203727	01/15/2022	UNITED RENTALS	-1,217.99
141	72620	499	000	141203727	01/15/2022	UNITED RENTALS	-1,699.48
141	72620	499	000	141203727	01/15/2022	UNITED RENTALS	-685.28
141	73300	499	000	141208469	01/15/2022	WARRIORS PATH STATE	-36.00
141	72210	524	000	141208821	01/15/2022	WHITSON, CLARINDA	-36.00
141	72210	524	000	141209516	01/15/2022	YARBER, SERENA	-105.00
141	71100	429	000	141217700	01/21/2022	95 PERCENT GROUP INC	495.00
141	72130	322	000	141217701	01/21/2022	ACT	1,380.00
141	72130	322	000	141217701	01/21/2022	ACT	405.00
141	73300	499	000	141217702	01/21/2022	AMERICAN RED CROSS	96.00
141	72210	336	000	141217704	01/21/2022	APPLE INC	1,432.00
141	72610	434	000	141217705	01/21/2022	ATMOS ENERGY	571.82
141	72610	434	000	141217705	01/21/2022	ATMOS ENERGY	469.07
141	72610	434	000	141217705	01/21/2022	ATMOS ENERGY	861.89
141	72610	434	000	141217705	01/21/2022	ATMOS ENERGY	389.87
141	72610	434	000	141217705	01/21/2022	ATMOS ENERGY	949.47
141	72610	434	000	141217705	01/21/2022	ATMOS ENERGY	42.00
141	72610	434	000	141217705	01/21/2022	ATMOS ENERGY	3,232.81
141	72610	434	000	141217705	01/21/2022	ATMOS ENERGY	3,631.56
141	72610	434	000	141217705	01/21/2022	ATMOS ENERGY	3,875.99
141	72210	524	000	141217706	01/21/2022	BARNES & NOBLE INC	202.40
141	71100	429	000	141217706	01/21/2022	BARNES & NOBLE INC	73.06
141	71100	299	000	141217707	01/21/2022	BENNETT, LISA	32.40
141	72710	450	000	141217708	01/21/2022	BEST ONE TIRE	6,922.32
141	72710	450	000	141217708	01/21/2022	BEST ONE TIRE	3,045.00
141	72210	432	000	141217709	01/21/2022	BOUND TO STAY BOUND	55.09
141	72210	432	000	141217709	01/21/2022	BOUND TO STAY BOUND	14.94
141	72610	415	000	141217710	01/21/2022	BRIGHT RIDGE	7,223.89

CHECK CHECK							
FND	ACCT	OBJ	PRJ	NUMBER	DATE	VENDOR	AMOUNT
141	72210	355	000	141217724	01/21/2022	GOUGE, STEPHANIE	89.77
141	72250	499	000	141217725	01/21/2022	GOVCONNECTION, INC	1,026.79
141	72610	454	000	141217726	01/21/2022	JOHNSON CITY UTILITY	939.16
141	72610	454	000	141217726	01/21/2022	JOHNSON CITY UTILITY	1,087.67
141	72610	454	000	141217726	01/21/2022	JOHNSON CITY UTILITY	2,209.93
141	72610	359	000	141217726	01/21/2022	JOHNSON CITY UTILITY	1,082.50
141	72610	359	000	141217726	01/21/2022	JOHNSON CITY UTILITY	1,028.00
141	72610	359	000	141217726	01/21/2022	JOHNSON CITY UTILITY	55.00
141	72610	359	000	141217726	01/21/2022	JOHNSON CITY UTILITY	224.50
141	72610	359	000	141217726	01/21/2022	JOHNSON CITY UTILITY	224.50
141	72610	359	000	141217726	01/21/2022	JOHNSON CITY UTILITY	129.50
141	72610	359	000	141217726	01/21/2022	JOHNSON CITY UTILITY	55.00
141	72610	359	000	141217726	01/21/2022	JOHNSON CITY UTILITY	318.01
141	72610	359	000	141217726	01/21/2022	JOHNSON CITY UTILITY	396.48
141	72610	359	000	141217726	01/21/2022	JOHNSON CITY UTILITY	146.62
141	72610	359	000	141217726	01/21/2022	JOHNSON CITY UTILITY	99.54
141	72610	359	000	141217726	01/21/2022	JOHNSON CITY UTILITY	59.25
141	72610	454	000	141217726	01/21/2022	JOHNSON CITY UTILITY	636.14
141	72610	454	000	141217726	01/21/2022	JOHNSON CITY UTILITY	22.55
141	72610	454	000	141217726	01/21/2022	JOHNSON CITY UTILITY	2,181.94
141	72610	359	000	141217726	01/21/2022	JOHNSON CITY UTILITY	6,648.00
141	72610	359	000	141217726	01/21/2022	JOHNSON CITY UTILITY	267.80
141	72210	432	000	141217727	01/21/2022	JUNIOR LIBRARY GUILD	1,034.90
141	72210	355	000	141217728	01/21/2022	KEYS, ASHLEY	15.04
141	71100	429	000	141217729	01/21/2022	LAKESHORE LEARNING M	36.98
141	71100	429	000	141217729	01/21/2022	LAKESHORE LEARNING M	60.97
141	72130	499	000	141217730	01/21/2022	NATIONAL CENTER FOR	162.75
141	72130	499	000	141217730	01/21/2022	NATIONAL CENTER FOR	54.95
141	71100	499	000	141217731	01/21/2022	NISWONGER FOUNDATION	125.00
141	71100	499	000	141217731	01/21/2022	NISWONGER FOUNDATION	17,000.00
141	72610	399	000	141217732	01/21/2022	NORTON'S PEST CONTRO	100.00
141	71100	429	000	141217733	01/21/2022	OFFICE DEPOT	198.24
141	71100	429	000	141217733	01/21/2022	OFFICE DEPOT	199.99
141	71100	429	000	141217733	01/21/2022	OFFICE DEPOT	138.56
141	71100	429	000	141217733	01/21/2022	OFFICE DEPOT	200.00
141	72130	499	000	141217733	01/21/2022	OFFICE DEPOT	346.14
141	72130	499	000	141217733	01/21/2022	OFFICE DEPOT	26.46
141	72130	499	000	141217733	01/21/2022	OFFICE DEPOT	17.64
141	72130	499	000	141217733	01/21/2022	OFFICE DEPOT	8.82
141	72130	499	000	141217733	01/21/2022	OFFICE DEPOT	399.73
141	72130	499	000	141217733	01/21/2022	OFFICE DEPOT	399.67
141	71300	429	000	141217733	01/21/2022	OFFICE DEPOT	497.05
141	72710	499	000	141217733	01/21/2022	OFFICE DEPOT	168.89
141	71100	299	000	141217734	01/21/2022	THE OMNI GROUP	112.00
141	71100	499	000	141217735	01/21/2022	PASCO SCIENTIFIC	334.00
141	72210	355	000	141217736	01/21/2022	PERCELL, CINDY	7.52
141	72210	432	000	141217737	01/21/2022	PERMA-BOUND	217.46
141	72320	348	000	141217738	01/21/2022	PITNEY BOWES INC	1,000.00
141	72610	399	000	141217739	01/21/2022	PREMIER FIRE PROTECT	2,116.32
141	71100	499	000	141217740	01/21/2022	SCHOLASTIC INC	549.45
141	72210	355	000	141217741	01/21/2022	SMITH, ALICE ANN	60.16
141	72220	355	000	141217742	01/21/2022	STELTER, SANDRA	43.71
141	72220	355	000	141217742	01/21/2022	STELTER, SANDRA	87.42
141	71300	429	001	141217744	01/21/2022	TEACHERGEEK INC	1,066.23
141	72620	499	000	141217746	01/21/2022	WILLIAMS ELECTRIC SU	226.80
141	72620	499	000	141217746	01/21/2022	WILLIAMS ELECTRIC SU	254.25

CHECK CHECK							
FND	ACCT	OBJ	PRJ	NUMBER	DATE	VENDOR	AMOUNT
141	72620	499	000	141217746	01/21/2022	WILLIAMS ELECTRIC SU	31.15
141	72620	499	000	141217746	01/21/2022	WILLIAMS ELECTRIC SU	188.97
141	72620	499	000	141217746	01/21/2022	WILLIAMS ELECTRIC SU	27.80
141	72620	499	000	141217746	01/21/2022	WILLIAMS ELECTRIC SU	390.00
141	72620	499	000	141217746	01/21/2022	WILLIAMS ELECTRIC SU	217.41
141	72620	499	000	141217746	01/21/2022	WILLIAMS ELECTRIC SU	2,599.68
141	72620	499	000	141217746	01/21/2022	WILLIAMS ELECTRIC SU	13.62
141	71100	429	000	141217747	01/21/2022	XTRA MATH	50.00
141	72710	330	000	141217748	01/27/2022	ALLY	331.59
141	72130	499	000	141217750	01/27/2022	ASCA	81.29
141	72620	499	000	141217751	01/27/2022	B & H SALES	82.00
141	71100	429	000	141217752	01/27/2022	BARNES & NOBLE INC	336.00
141	71100	429	000	141217753	01/27/2022	BSN SPORTS	401.83
141	71100	299	000	141217754	01/27/2022	CASEY, KELLY	124.00
141	73300	429	000	141217755	01/27/2022	CATCH GLOBAL FOUNDAT	249.00
141	72250	499	000	141217756	01/27/2022	CDW GOVERNMENT, INC	77.38
141	71100	399	000	141217757	01/27/2022	CEDAR GROVE CENTER	572.00
141	72210	524	000	141217758	01/27/2022	CHICK FIL-A	272.26
141	71100	429	000	141217760	01/27/2022	COURTCLEAN	752.80
141	72310	599	000	141217761	01/27/2022	DCHS DIGITAL GRAPHIC	160.00
141	72710	207	000	141217762	01/27/2022	DIRECT HEALTH CARE	200.00
141	72620	499	000	141217763	01/27/2022	DOWN TO EARTH	287.85
141	72620	499	000	141217763	01/27/2022	DOWN TO EARTH	669.46
141	72620	599	000	141217764	01/27/2022	EMBASSY SUITES	191.20
141	71100	499	000	141217765	01/27/2022	ETSU UNIV CAREER SER	100.00
141	72620	499	000	141217766	01/27/2022	EVERGREEN OF JOHNSON	125.93
141	72620	499	000	141217766	01/27/2022	EVERGREEN OF JOHNSON	563.82
141	71300	429	000	141217767	01/27/2022	FOOD CITY	695.00
141	71100	499	000	141217768	01/27/2022	GLOBAL ONLINE LANGUA	680.00
141	72620	499	000	141217769	01/27/2022	GOOD COMPANY	607.00
141	72250	499	000	141217770	01/27/2022	GOVCONNECTION, INC	1,075.93
141	72250	499	000	141217770	01/27/2022	GOVCONNECTION, INC	1,874.25
141	72250	499	000	141217770	01/27/2022	GOVCONNECTION, INC	566.70
141	71300	429	000	141217770	01/27/2022	GOVCONNECTION, INC	2,638.00
141	71100	429	000	141217771	01/27/2022	J W PEPPER & SON, IN	121.67
141	71100	429	000	141217771	01/27/2022	J W PEPPER & SON, IN	9.95
141	71100	429	000	141217771	01/27/2022	J W PEPPER & SON, IN	53.14
141	71100	429	000	141217771	01/27/2022	J W PEPPER & SON, IN	2.25
141	71100	429	000	141217771	01/27/2022	J W PEPPER & SON, IN	10.95
141	72310	599	000	141217772	01/27/2022	JOHNSON CITY WOFFORD	350.00
141	72610	454	000	141217773	01/27/2022	JONESBOROUGH WATER D	4,026.93
141	72610	454	000	141217773	01/27/2022	JONESBOROUGH WATER D	254.01
141	72610	399	000	141217774	01/27/2022	MCCLAIN'S PEST CONTR	50.00
141	71100	299	000	141217775	01/27/2022	MENGE, BRANDI	135.00
141	71100	299	000	141217776	01/27/2022	MUMPOWER, JACQUELINE	135.00
141	71100	206	000	141217777	01/27/2022	AMERICAN UNITED LIFE	1,576.87
141	71100	299	000	141217777	01/27/2022	AMERICAN UNITED LIFE	1,615.43
141	71200	206	000	141217777	01/27/2022	AMERICAN UNITED LIFE	17.57
141	71300	206	000	141217777	01/27/2022	AMERICAN UNITED LIFE	81.50
141	72110	206	000	141217777	01/27/2022	AMERICAN UNITED LIFE	4.71
141	72120	206	000	141217777	01/27/2022	AMERICAN UNITED LIFE	41.93
141	72130	206	000	141217777	01/27/2022	AMERICAN UNITED LIFE	63.75
141	72210	206	000	141217777	01/27/2022	AMERICAN UNITED LIFE	70.71
141	72220	206	000	141217777	01/27/2022	AMERICAN UNITED LIFE	44.00
141	72230	206	000	141217777	01/27/2022	AMERICAN UNITED LIFE	6.50
141	72320	206	000	141217777	01/27/2022	AMERICAN UNITED LIFE	18.29

				CHECK CHECK				
FND	ACCT	OBJ	PRJ	NUMBER	DATE	VENDOR		AMOUNT
141	72410	206	000	141217777	01/27/2022	AMERICAN UNITED LIFE		79.57
141	72510	206	000	141217777	01/27/2022	AMERICAN UNITED LIFE		6.50
141	72610	206	000	141217777	01/27/2022	AMERICAN UNITED LIFE		59.00
141	72620	206	000	141217777	01/27/2022	AMERICAN UNITED LIFE		28.00
141	72710	206	000	141217777	01/27/2022	AMERICAN UNITED LIFE		82.50
141	72810	206	000	141217777	01/27/2022	AMERICAN UNITED LIFE		8.00
141	72250	206	000	141217777	01/27/2022	AMERICAN UNITED LIFE		44.43
141	71100	299	000	141217777	01/27/2022	AMERICAN UNITED LIFE		412.56
141	72620	599	000	141217778	01/27/2022	PATRICK, PHILLIP		38.00
141	72610	328	000	141217779	01/27/2022	PREMIERE BUILDING MA		108.00
141	72220	399	000	141217780	01/27/2022	PUBLIC CONSULTING GR		6,000.00
141	71100	429	000	141217781	01/27/2022	QUILL LLC		5.69
141	71100	429	000	141217781	01/27/2022	QUILL LLC		133.87
141	72250	499	000	141217781	01/27/2022	QUILL LLC		776.56
141	72250	499	000	141217781	01/27/2022	QUILL LLC		220.12
141	72250	499	000	141217781	01/27/2022	QUILL LLC		177.49
141	72250	499	000	141217781	01/27/2022	QUILL LLC		132.28
141	72250	499	000	141217781	01/27/2022	QUILL LLC		82.78
141	72250	499	000	141217781	01/27/2022	QUILL LLC		367.96
141	72250	499	000	141217781	01/27/2022	QUILL LLC		489.65
141	72250	499	000	141217781	01/27/2022	QUILL LLC		97.04
141	71100	429	000	141217782	01/27/2022	SCHOLASTIC INC		89.90
141	71100	429	000	141217782	01/27/2022	SCHOLASTIC INC		186.78
141	72210	432	000	141217783	01/27/2022	SHOW ME BOOKS		2,500.00
141	72320	399	000	141217784	01/27/2022	SHRED A WAY		40.00
141	72320	399	000	141217784	01/27/2022	SHRED A WAY		40.00
141	72310	599	000	141217785	01/27/2022	SOUTHERN CRAFT BBQ		243.80
141	71100	499	000	141217786	01/27/2022	SWEENEY, DESTANIE		35.15
141	71100	429	000	141217787	01/27/2022	TENNESSEE OFFICE SUP		181.28
141	72220	355	000	141217788	01/27/2022	TRAINOR, THEVA		31.02
141	72620	499	000	141217789	01/27/2022	WILLIAMS ELECTRIC SU		649.92
141	72620	499	000	141217789	01/27/2022	WILLIAMS ELECTRIC SU		349.90
141	72620	499	000	141217789	01/27/2022	WILLIAMS ELECTRIC SU		129.90
141	72620	499	000	141217789	01/27/2022	WILLIAMS ELECTRIC SU		29.40
141	72620	499	000	141217789	01/27/2022	WILLIAMS ELECTRIC SU		7.20
141	72620	499	000	141217789	01/27/2022	WILLIAMS ELECTRIC SU		223.32
141	72620	499	000	141217789	01/27/2022	WILLIAMS ELECTRIC SU		319.90
141	72620	499	000	141217789	01/27/2022	WILLIAMS ELECTRIC SU		147.60
141	72620	499	000	141217789	01/27/2022	WILLIAMS ELECTRIC SU		189.95
141	71100	299	000	141217790	01/27/2022	WILSON, MICHAEL		135.00
141	72610	499	000	141217805	01/31/2022	BEACON ATHLETICS		7,703.00
141	72710	499	000	141217806	01/31/2022	CUMMINS SALES & SERV		770.00
141	71100	429	000	141217807	01/31/2022	DANIEL BOONE HIGH SC		2,915.72
141	71100	499	000	141217808	01/31/2022	DCHS DIGITAL GRAPHIC		36.00
141	71100	499	000	141217808	01/31/2022	DCHS DIGITAL GRAPHIC		13.50
141	72230	355	000	141217809	01/31/2022	DRURY HOTEL		147.19
141	72230	355	000	141217810	01/31/2022	FINK, CRYSTAL		56.00
141	71100	429	000	141217811	01/31/2022	LAMAR SCHOOL		2,000.00
141	71100	499	000	141217812	01/31/2022	TEACHER CREATED MATE		2,500.00
141	72620	701	000	141217813	01/31/2022	THOMPSON & LITTON IN		730.00
141	72620	499	000	141217814	01/31/2022	TMS SOUTH		524.28
141	72620	499	000	141217814	01/31/2022	TMS SOUTH		900.28
141	72620	499	000	141217814	01/31/2022	TMS SOUTH		429.86
141	72620	499	000	141217814	01/31/2022	TMS SOUTH		108.30

Totals for checks 1,561,911.33

FUND SUMMARY

<u>FUND</u>	<u>DESCRIPTION</u>	<u>BALANCE SHEET</u>	<u>REVENUE</u>	<u>EXPENSE</u>	<u>TOTAL</u>
141	GENERAL PURPOSE SCHOOL	0.00	0.00	1,561,911.33	1,561,911.33
***	Fund Summary Totals ***	0.00	0.00	1,561,911.33	1,561,911.33

***** End of report *****

Fnd T	Acct	Obj	Prj	Loc	Prg	Account Level Description	2021-22 Budget	January 2021-22 Monthly Activity	2021-22 FYTD Activity	Encumbered Amount	Unexpended Balance - YTD Act	2021-22 FYTD %
71100						REGULAR INSTRUCTION						
141	E	71100	116	000	00000	REGULAR TEACHERS	24,651,717.00	1,858,584.30	9,485,192.14	0.00	15,166,524.86	38.48
141	E	71100	117	000	00000	CAREER LADDER PROGRAM	107,865.00	0.00	28,681.10	0.00	79,183.90	26.59
141	E	71100	127	000	00000	CAREER LADDER EXTENDED CONTRAC	0.00	0.00	0.00	0.00	0.00	0.00
141	E	71100	128	000	00000	HOMEBOUND TEACHERS	15,300.00	1,590.00	4,995.00	0.00	10,305.00	32.65
141	E	71100	163	000	00000	EDUCATIONAL ASSISTANTS	1,484,543.00	81,461.09	570,428.45	0.00	914,114.55	38.42
141	E	71100	188	000	00000	BONUS PAYMENTS	0.00	0.00	0.00	0.00	0.00	0.00
141	E	71100	189	000	00000	OTHER SALARIES AND WAGES	0.00	0.00	9,000.00	0.00	-9,000.00	0.00
141	E	71100	195	000	00000	CERTIFIED SUBSTITUTE TEACHERS	200,000.00	23,149.27	132,669.86	0.00	67,330.14	66.33
141	E	71100	198	000	00000	NON-CERTIFIED SUBSTITUTE TEACH	302,000.00	23,380.00	122,056.88	0.00	179,943.12	40.42
141	E	71100	201	000	00000	SOCIAL SECURITY	1,658,425.00	113,868.79	587,735.93	0.00	1,070,689.07	35.44
141	E	71100	201	000	00000	100	0.00	0.00	0.00	0.00	0.00	0.00
141	E	71100	204	000	00000	STATE RETIREMENT	2,693,177.00	191,568.10	1,016,044.75	0.00	1,677,132.25	37.73
141	E	71100	206	000	00000	LIFE INSURANCE	15,000.00	1,576.87	7,115.68	0.00	7,884.32	47.44
141	E	71100	207	000	00000	MEDICAL INSURANCE	4,417,855.00	399,456.93	2,082,921.87	0.00	2,334,933.13	47.15
141	E	71100	210	000	00000	UNEMPLOYMENT COMPENSATION	32,000.00	0.00	5,112.04	0.00	26,887.96	15.98
141	E	71100	212	000	00000	EMPLOYER MEDICARE	387,858.00	26,910.49	141,741.93	0.00	246,116.07	36.54
141	E	71100	212	000	00000	100	0.00	0.00	0.00	0.00	0.00	0.00
141	E	71100	217	000	00000	RETIREMENT-HYBRID STABILIZATIO	115,000.00	0.00	74,742.06	0.00	40,257.94	64.99
141	E	71100	299	000	00000	OTHER FRINGE BENEFITS	80,000.00	554.43	15,882.90	0.00	64,117.10	19.85
141	E	71100	336	000	00000	MAINTENANCE AND REPAIR SERVICE	0.00	0.00	0.00	0.00	0.00	0.00
141	E	71100	399	000	00000	OTHER CONTRACTED SERVICES	4,284,768.00	603,402.52	2,202,133.31	0.00	2,082,634.69	51.39
141	E	71100	429	000	00000	INSTRUCTIONAL SUPPLIES & MATER	200,000.00	6,533.00	-47,658.39	0.00	247,658.39	-23.83
141	E	71100	429	000	00002	INSTRUCTIONAL SUPPLIES-ASBURY	0.00	35.21	1,213.08	0.00	-1,213.08	0.00
141	E	71100	429	000	00003	INSTRUCTIONAL SUPPLIES-MIDWAY	0.00	0.00	0.00	0.00	0.00	0.00
141	E	71100	429	000	00004	INSTRUCTIONAL SUPPLIES-BCES	0.00	1,072.98	12,609.99	0.00	-12,609.99	0.00
141	E	71100	429	000	00005	INSTRUCTIONAL SUPPLIES-BCMS	0.00	0.00	0.00	0.00	0.00	0.00
141	E	71100	429	000	00006	INSTRUCTIONAL SUPPLIES-GVES	0.00	2,508.81	8,913.92	0.00	-8,913.92	0.00
141	E	71100	429	000	00007	INSTRUCTIONAL SUPPLIES-FBES	0.00	1,231.23	4,770.39	0.00	-4,770.39	0.00
141	E	71100	429	000	00008	INSTRUCTIONAL SUPPLIES-GES	0.00	2,040.62	8,324.48	0.00	-8,324.48	0.00
141	E	71100	429	000	00009	INSTRUCTIONAL SUPPLIES-JES	0.00	1,194.46	11,266.23	0.00	-11,266.23	0.00
141	E	71100	429	000	00010	INSTRUCTIONAL SUPPLIES-JMS	0.00	295.09	6,632.53	0.00	-6,632.53	0.00
141	E	71100	429	000	00011	INSTRUCTIONAL SUPPLIES-LES	0.00	2,510.58	6,878.12	0.00	-6,878.12	0.00
141	E	71100	429	000	00012	INSTRUCTIONAL SUPPLIES-SCES	0.00	375.97	2,314.06	0.00	-2,314.06	0.00
141	E	71100	429	000	00013	INSTRUCTIONAL SUPPLIES-SSES	0.00	538.72	8,014.62	0.00	-8,014.62	0.00
141	E	71100	429	000	00014	INSTRUCTIONAL SUPPLIES-WVES	0.00	401.83	7,849.74	0.00	-7,849.74	0.00
141	E	71100	429	000	00015	INSTRUCTIONAL SUPPLIES-DBHS	0.00	5,606.73	15,850.15	0.00	-15,850.15	0.00
141	E	71100	429	000	00016	INSTRUCTIONAL SUPPLIES-DCHS	0.00	1,536.87	19,424.81	0.00	-19,424.81	0.00
141	E	71100	429	000	00025	INSTRUCTIONAL SUPPLIES-RVES	0.00	326.21	14,130.60	0.00	-14,130.60	0.00

Account Level						2021-22	January 2021-22	2021-22	Encumbered	Unexpended	2021-22
Fnd T Acct	Obj Prj Loc	Prg	Description	Budget	Monthly Activity	FYTD Activity	Amount	Balance - YTD Act	FYTD %		
REGULAR INSTRUCTION											
141 E 71100 449 000 00000 000			TEXTBOOKS	130,000.00	0.00	116,209.96	0.00	13,790.04	89.39		
141 E 71100 499 000 00000 000			OTHER SUPPLIES AND MATERIALS	476,832.00	26,794.99	379,935.89	0.00	96,896.11	79.68		
141 E 71100 499 000 00000 100			OTHER SUPPLIES-CIVICS GRANT	24,000.00	0.00	0.00	0.00	24,000.00	0.00		
141 E 71100 499 000 00000 200			GRANT FUNDS	0.00	0.00	0.00	0.00	0.00	0.00		
141 E 71100 499 000 00000 802			INSTR. SCIENCE CLASS SUPPLIES	0.00	600.16	18,417.22	0.00	-18,417.22	0.00		
141 E 71100 499 000 00002 000			OTHER SUPPLIES & MAT.-ASBURY	0.00	0.00	0.00	0.00	0.00	0.00		
141 E 71100 499 000 00003 000			OTHER SUPPLIES & MAT.-MIDWAY	0.00	0.00	0.00	0.00	0.00	0.00		
141 E 71100 499 000 00004 000			OTHER SUPPLIES & MAT.-BCES	0.00	0.00	2,573.00	0.00	-2,573.00	0.00		
141 E 71100 499 000 00005 000			OTHER SUPPLIES & MAT.-BCMS	0.00	0.00	0.00	0.00	0.00	0.00		
141 E 71100 499 000 00006 000			OTHER SUPPLIES & MAT.-GVES	0.00	0.00	1,976.00	0.00	-1,976.00	0.00		
141 E 71100 499 000 00007 000			OTHER SUPPLIES & MAT.-FBES	0.00	0.00	1,182.86	0.00	-1,182.86	0.00		
141 E 71100 499 000 00008 000			OTHER SUPPLIES & MAT.-GES	0.00	549.45	2,159.45	0.00	-2,159.45	0.00		
141 E 71100 499 000 00009 000			OTHER SUPPLIES & MAT.-JES	0.00	0.00	1,431.00	0.00	-1,431.00	0.00		
141 E 71100 499 000 00010 000			OTHER SUPPLIES & MAT.-JMS	0.00	0.00	1,238.00	0.00	-1,238.00	0.00		
141 E 71100 499 000 00011 000			OTHER SUPPLIES & MAT.-LES	0.00	0.00	1,285.00	0.00	-1,285.00	0.00		
141 E 71100 499 000 00012 000			OTHER SUPPLIES & MAT.-SCES	0.00	0.00	645.00	0.00	-645.00	0.00		
141 E 71100 499 000 00013 000			OTHER SUPPLIES & MAT.-SSES	0.00	0.00	1,038.00	0.00	-1,038.00	0.00		
141 E 71100 499 000 00014 000			OTHER SUPPLIES & MAT.-WVES	0.00	0.00	1,546.00	0.00	-1,546.00	0.00		
141 E 71100 499 000 00015 000			OTHER SUPPLIES & MAT.-DBHS	0.00	952.00	14,485.67	0.00	-14,485.67	0.00		
141 E 71100 499 000 00016 000			OTHER SUPPLIES & MAT.-DCHS	0.00	0.00	11,272.65	0.00	-11,272.65	0.00		
141 E 71100 499 000 00025 000			OTHER SUPPLIES & MAT.-RVES	0.00	45,861.82	48,796.16	0.00	-48,796.16	0.00		
141 E 71100 599 000 00000 000			OTHER CHARGES	0.00	0.00	0.00	0.00	0.00	0.00		
				<hr/>	<hr/>	<hr/>	<hr/>	<hr/>	<hr/>		
141 E 71100 --- --- ----- ---				41,276,340.00	3,426,469.52	17,171,180.09	0.00	24,105,159.91	41.60		
				=====	=====	=====	=====	=====	=====		
SPECIAL EDUCATION PROGRAM											
141 E 71200 116 000 00000 000			SP.ED. TEACHERS	2,752,907.00	231,398.48	1,105,134.54	0.00	1,647,772.46	40.14		
141 E 71200 117 000 00000 000			CAREER LADDER PROGRAM	12,000.00	0.00	1,500.00	0.00	10,500.00	12.50		
141 E 71200 128 000 00000 000			HOMEBOUND TEACHERS	20,400.00	1,300.00	5,875.00	0.00	14,525.00	28.80		
141 E 71200 163 000 00000 000			EDUCATIONAL ASSISTANTS	361,934.00	20,860.20	142,477.02	0.00	219,456.98	39.37		
141 E 71200 171 000 00000 000			SPEECH PATHOLOGIST	211,203.00	17,583.27	87,916.35	0.00	123,286.65	41.63		
141 E 71200 189 000 00000 000			OTHER SALARIES	175,617.00	7,307.94	60,319.23	0.00	115,297.77	34.35		
141 E 71200 195 000 00000 000			CERTIFIED SUBSTITUTE TEACHERS	20,000.00	0.00	6,685.00	0.00	13,315.00	33.43		
141 E 71200 198 000 00000 000			NON-CERTIFIED SUBSTITUTE TEACH	65,000.00	0.00	6,615.00	0.00	58,385.00	10.18		
141 E 71200 201 000 00000 000			SOCIAL SECURITY	224,382.00	15,777.49	81,184.32	0.00	143,197.68	36.18		

Account Level						2021-22	January 2021-22	2021-22	Encumbered	Unexpended	2021-22		
Fnd	T	Acct	Obj	Prj	Loc	Prg	Description	Budget	Monthly Activity	FYTD Activity	Amount	Balance - YTD Act	FYTD %
71200 SPECIAL EDUCATION PROGRAM													
141	E	71200	204	000	00000	000	STATE RETIREMENT	360,299.00	25,417.94	131,040.60	0.00	229,258.40	36.37
141	E	71200	206	000	00000	000	LIFE INSURANCE	2,810.00	17.57	2,722.14	0.00	87.86	96.87
141	E	71200	207	000	00000	000	MEDICAL INSURANCE	555,667.00	60,140.80	288,338.48	0.00	267,328.52	51.89
141	E	71200	212	000	00000	000	EMPLOYER MEDICARE	52,476.00	3,757.43	19,054.09	0.00	33,421.91	36.31
141	E	71200	299	000	00000	000	OTHER FRINGE BENEFITS	0.00	0.00	0.00	0.00	0.00	0.00
141	E	71200	399	000	00000	000	OTHER CONTRACTED SERVICES	6,000.00	0.00	0.00	0.00	6,000.00	0.00
141	E	71200	429	000	00000	000	INSTRUCTIONAL SUPPLIES & MATER	22,400.00	155.08	947.14	0.00	21,452.86	4.23
141	E	71200	429	000	00002	000	INSTRUCTIONAL SUP. & MAT.-ASBU	0.00	0.00	0.00	0.00	0.00	0.00
141	E	71200	429	000	00003	000	INSTRUCTIONAL SUP. & MAT.-MIDW	0.00	0.00	0.00	0.00	0.00	0.00
141	E	71200	429	000	00004	000	INSTRUCTIONAL SUP. & MAT.-BCES	0.00	787.73	2,202.59	0.00	-2,202.59	0.00
141	E	71200	429	000	00005	000	INSTRUCTIONAL SUP. & MAT.-BCMS	0.00	0.00	0.00	0.00	0.00	0.00
141	E	71200	429	000	00006	000	INSTRUCTIONAL SUP. & MAT.-GVES	0.00	198.17	3,887.75	0.00	-3,887.75	0.00
141	E	71200	429	000	00007	000	INSTRUCTIONAL SUP. & MAT.-FBES	0.00	0.00	198.83	0.00	-198.83	0.00
141	E	71200	429	000	00008	000	INSTRUCTIONAL SUP. & MAT.-GES	0.00	0.00	244.29	0.00	-244.29	0.00
141	E	71200	429	000	00009	000	INSTRUCTIONAL SUP. & MAT.-JES	0.00	336.04	1,332.01	0.00	-1,332.01	0.00
141	E	71200	429	000	00010	000	INSTRUCTIONAL SUP. & MAT.-JMS	0.00	198.37	595.39	0.00	-595.39	0.00
141	E	71200	429	000	00011	000	INSTRUCTIONAL SUP. & MAT.-LES	0.00	99.25	966.69	0.00	-966.69	0.00
141	E	71200	429	000	00012	000	INSTRUCTIONAL SUP. & MAT.-SCES	0.00	0.00	114.34	0.00	-114.34	0.00
141	E	71200	429	000	00013	000	INSTRUCTIONAL SUP. & MAT.-SSES	0.00	106.85	405.56	0.00	-405.56	0.00
141	E	71200	429	000	00014	000	INSTRUCTIONAL SUP. & MAT.-WVES	0.00	0.00	595.96	0.00	-595.96	0.00
141	E	71200	429	000	00015	000	INSTRUCTIONAL SUP. & MAT.-DBHS	0.00	0.00	988.83	0.00	-988.83	0.00
141	E	71200	429	000	00016	000	INSTRUCTIONAL SUP. & MAT.-DCHS	0.00	0.00	806.82	0.00	-806.82	0.00
141	E	71200	429	000	00025	000	INSTRUCTIONAL SUP. & MAT.-RVES	0.00	198.08	1,012.92	0.00	-1,012.92	0.00
141	E	71200	599	000	00000	000	OTHER CHARGES	6,140.00	60.62	521.05	0.00	5,618.95	8.49
								<u>4,849,235.00</u>	<u>385,701.31</u>	<u>1,953,681.94</u>	<u>0.00</u>	<u>2,895,553.06</u>	<u>40.29</u>
=====													
71300 VOCATIONAL EDUCATION PROGRAM													
141	E	71300	116	000	00000	000	VOCATIONAL TEACHERS	1,784,604.00	146,789.16	777,955.55	0.00	1,006,648.45	43.59
141	E	71300	117	000	00000	000	CAREER LADDER PROGRAM	2,000.00	0.00	0.00	0.00	2,000.00	0.00
141	E	71300	163	000	00000	000	EDUCATIONAL ASSISTANTS	28,060.00	0.00	0.00	0.00	28,060.00	0.00
141	E	71300	195	000	00000	000	CERTIFIED SUBSTITUTE TEACHERS	20,000.00	0.00	7,945.00	0.00	12,055.00	39.73
141	E	71300	198	000	00000	000	NON-CERTIFIED SUBSTITUTE TEACH	25,000.00	0.00	10,290.00	0.00	14,710.00	41.16
141	E	71300	201	000	00000	000	SOCIAL SECURITY	115,299.00	8,604.88	46,119.71	0.00	69,179.29	40.00
141	E	71300	204	000	00000	000	STATE RETIREMENT	186,717.00	14,448.75	76,213.22	0.00	110,503.78	40.82

Fnd T Acct	Obj Prj Loc	Prg	Account Level Description	2021-22 Budget	January 2021-22 Monthly Activity	2021-22 FYTD Activity	Encumbered Amount	Unexpended Balance - YTD Act	2021-22 FYTD %
71300			VOCATIONAL EDUCATION PROGRAM						
141 E 71300 206 000 00000 000			LIFE INSURANCE	1,305.00	81.50	897.50	0.00	407.50	68.77
141 E 71300 207 000 00000 000			MEDICAL INSURANCE	247,502.00	26,419.40	119,868.60	0.00	127,633.40	48.43
141 E 71300 212 000 00000 000			EMPLOYER MEDICARE	26,965.00	2,012.43	10,785.96	0.00	16,179.04	40.00
141 E 71300 299 000 00000 000			OTHER FRINGE BENEFITS	503.00	0.00	0.00	0.00	503.00	0.00
141 E 71300 429 000 00000 000			INSTRUCTIONAL SUPPLIES & MATER	105,533.00	23,330.31	36,262.76	0.00	69,270.24	34.36
141 E 71300 429 000 00002 000			INSTRUCTIONAL SUP. & MAT-ASB	0.00	0.00	0.00	0.00	0.00	0.00
141 E 71300 429 000 00003 000			INSTRUCTIONAL SUP. & MAT-MIDWA	0.00	0.00	0.00	0.00	0.00	0.00
141 E 71300 429 000 00004 000			INSTRUCTIONAL SUP. & MAT-BCES	0.00	0.00	0.00	0.00	0.00	0.00
141 E 71300 429 000 00005 000			INSTRUCTIONAL SUP. & MAT-BCMS	0.00	0.00	0.00	0.00	0.00	0.00
141 E 71300 429 000 00006 000			INSTRUCTIONAL SUP. & MAT-GVES	0.00	0.00	0.00	0.00	0.00	0.00
141 E 71300 429 000 00007 000			INSTRUCTIONAL SUP. & MAT-FBES	0.00	0.00	0.00	0.00	0.00	0.00
141 E 71300 429 000 00008 000			INSTRUCTIONAL SUP. & MAT-GES	0.00	0.00	0.00	0.00	0.00	0.00
141 E 71300 429 000 00009 000			INSTRUCTIONAL SUP. & MAT-JES	0.00	0.00	0.00	0.00	0.00	0.00
141 E 71300 429 000 00010 000			INSTRUCTIONAL SUP. & MAT-JMS	0.00	0.00	0.00	0.00	0.00	0.00
141 E 71300 429 000 00011 000			INSTRUCTIONAL SUP. & MAT-LES	0.00	0.00	0.00	0.00	0.00	0.00
141 E 71300 429 000 00012 000			INSTRUCTIONAL SUP. & MAT-SCES	0.00	0.00	0.00	0.00	0.00	0.00
141 E 71300 429 000 00013 000			INSTRUCTIONAL SUP. & MAT-SSES	0.00	0.00	0.00	0.00	0.00	0.00
141 E 71300 429 000 00014 000			INSTRUCTIONAL SUP. & MAT-WVES	0.00	0.00	0.00	0.00	0.00	0.00
141 E 71300 429 000 00015 000			INSTRUCTIONAL SUP. & MAT-DBHS	0.00	0.00	8,994.67	0.00	-8,994.67	0.00
141 E 71300 429 000 00016 000			INSTRUCTIONAL SUP. & MAT-DCHS	0.00	2,517.00	18,232.05	0.00	-18,232.05	0.00
141 E 71300 429 000 00025 000			INSTRUCTIONAL SUP. & MAT-RVES	0.00	0.00	0.00	0.00	0.00	0.00
141 E 71300 429 001 00000 000			SUPPLIES & MATERIALS_CTE GRANT	0.00	1,066.23	1,066.23	0.00	-1,066.23	0.00
141 E 71300 718 000 00000 000			MOTOR VEHICLE	0.00	0.00	0.00	0.00	0.00	0.00
141 E 71300 730 000 00000 000			VOCATIONAL INSTRUCTION EQUIPME	271,000.00	479.99	19,580.48	0.00	251,419.52	7.23
141 E 71300 730 000 00002 000			VOCATIONAL INSTR EQUIP-ASB	0.00	0.00	0.00	0.00	0.00	0.00
141 E 71300 730 000 00003 000			VOCATIONAL INSTR EQUIP-MIDWAY	0.00	0.00	0.00	0.00	0.00	0.00
141 E 71300 730 000 00004 000			VOCATIONAL INSTR EQUIP-BCES	0.00	0.00	0.00	0.00	0.00	0.00
141 E 71300 730 000 00005 000			VOCATIONAL INSTR EQUIP-BCMS	0.00	0.00	0.00	0.00	0.00	0.00
141 E 71300 730 000 00006 000			VOCATIONAL INSTR EQUIP-GVES	0.00	0.00	0.00	0.00	0.00	0.00
141 E 71300 730 000 00007 000			VOCATIONAL INSTR EQUIP-FBES	0.00	0.00	0.00	0.00	0.00	0.00
141 E 71300 730 000 00008 000			VOCATIONAL INSTR EQUIP-GES	0.00	0.00	0.00	0.00	0.00	0.00
141 E 71300 730 000 00009 000			VOCATIONAL INSTR EQUIP-JES	0.00	0.00	0.00	0.00	0.00	0.00
141 E 71300 730 000 00010 000			VOCATIONAL INSTR EQUIP-JMS	0.00	0.00	0.00	0.00	0.00	0.00
141 E 71300 730 000 00011 000			VOCATIONAL INSTR EQUIP-LES	0.00	0.00	0.00	0.00	0.00	0.00
141 E 71300 730 000 00012 000			VOCATIONAL INSTR EQUIP-SCES	0.00	0.00	0.00	0.00	0.00	0.00
141 E 71300 730 000 00013 000			VOCATIONAL INSTR EQUIP-SSES	0.00	0.00	0.00	0.00	0.00	0.00
141 E 71300 730 000 00014 000			VOCATIONAL INSTR EQUIP-WVES	0.00	0.00	0.00	0.00	0.00	0.00
141 E 71300 730 000 00015 000			VOCATIONAL INSTR EQUIP-DBHS	0.00	20,780.00	20,780.00	0.00	-20,780.00	0.00

Fnd T Acct	Obj Prj Loc	Prg	Account Level Description	2021-22 Budget	January 2021-22 Monthly Activity	2021-22 FYTD Activity	Encumbered Amount	Unexpended Balance - YTD Act	2021-22 FYTD %
72110 ATTENDANCE PROGRAM									
141 E 72110	355 000	00000 000	TRAVEL	6,000.00	-239.70	1,143.04	0.00	4,856.96	19.05
141 E 72110	499 000	00000 000	OTHER SUPPLIES AND MATERIALS	1,500.00	-74.95	1,137.57	0.00	362.43	75.84
141 E 72110	499 000	00000 100	OTHER SUPPLIES & MATERIALS_D	0.00	0.00	0.00	0.00	0.00	0.00
				<hr/>	<hr/>	<hr/>	<hr/>	<hr/>	<hr/>
141 E 72110	---	---	-----	147,562.00	27,491.71	69,512.89	0.00	78,049.11	47.11
				=====	=====	=====	=====	=====	=====
72120 HEALTH SERVICES									
141 E 72120	131 000	00000 000	MEDICAL PERSONNEL	261,218.00	20,671.95	130,543.85	0.00	130,674.15	49.98
141 E 72120	189 000	00000 000	OTHER SALARIES & WAGES	442,953.00	33,972.43	174,149.62	0.00	268,803.38	39.32
141 E 72120	201 000	00000 000	SOCIAL SECURITY	43,659.00	3,136.24	17,788.81	0.00	25,870.19	40.74
141 E 72120	204 000	00000 000	STATE RETIREMENT	25,103.00	4,510.56	23,751.73	0.00	1,351.27	94.62
141 E 72120	206 000	00000 000	LIFE INSURANCE	443.00	41.93	233.36	0.00	209.64	52.68
141 E 72120	207 000	00000 000	MEDICAL INSURANCE	143,701.00	13,314.40	60,512.40	0.00	83,188.60	42.11
141 E 72120	212 000	00000 000	EMPLOYER MEDICARE	10,210.00	733.47	4,160.28	0.00	6,049.72	40.75
141 E 72120	299 000	00000 000	OTHER FRINGE BENEFITS	0.00	0.00	0.00	0.00	0.00	0.00
141 E 72120	355 000	00000 000	TRAVEL	10,000.00	-92.12	1,831.12	0.00	8,168.88	18.31
141 E 72120	399 000	00000 000	OTHER CONTRACTED SERVICES	5,000.00	-260.00	2,543.00	0.00	2,457.00	50.86
141 E 72120	399 000	00000 100	OTHER C & S - DONATION	4,000.00	0.00	0.00	0.00	4,000.00	0.00
141 E 72120	413 000	00000 000	DRUGS AND MEDICAL SUPPLIES	0.00	0.00	0.00	0.00	0.00	0.00
141 E 72120	499 000	00000 000	OTHER SUPPLIES AND MATERIALS	29,000.00	-455.21	18,490.70	0.00	10,509.30	63.76
141 E 72120	499 999	00000 000	OTHER SUPPLIES-DONATIONS	0.00	0.00	0.00	0.00	0.00	0.00
141 E 72120	599 000	00000 000	OTHER CHARGES	5,000.00	-3,501.16	-3,010.48	0.00	8,010.48	-60.21
				<hr/>	<hr/>	<hr/>	<hr/>	<hr/>	<hr/>
141 E 72120	---	---	-----	980,287.00	72,072.49	430,994.39	0.00	549,292.61	43.97
				=====	=====	=====	=====	=====	=====
72130 OTHER STUDENT SUPPORT									
141 E 72130	117 000	00000 000	CAREER LADDER PROGRAM	2,000.00	0.00	1,000.00	0.00	1,000.00	50.00
141 E 72130	123 000	00000 000	GUIDANCE PERSONNEL	1,010,754.00	88,867.69	423,345.36	0.00	587,408.64	41.88
141 E 72130	201 000	00000 000	SOCIAL SECURITY	62,791.00	5,196.54	24,800.05	0.00	37,990.95	39.50
141 E 72130	204 000	00000 000	STATE RETIREMENT	97,326.00	8,835.83	42,514.49	0.00	54,811.51	43.68
141 E 72130	206 000	00000 000	LIFE INSURANCE	778.00	63.75	459.00	0.00	319.00	59.00
141 E 72130	207 000	00000 000	MEDICAL INSURANCE	169,463.00	14,141.40	72,431.80	0.00	97,031.20	42.74

Account Level						2021-22	January 2021-22	2021-22	Encumbered	Unexpended	2021-22
Fnd T Acct	Obj Prj Loc	Prg	Description	Budget	Monthly Activity	FYTD Activity	Amount	Balance - YTD Act	FYTD %		
72130	OTHER STUDENT SUPPORT										
141 E 72130 212 000 00000 000	EMPLOYER MEDICARE	14,685.00	1,215.33	5,800.01	0.00	8,884.99	39.50				
141 E 72130 299 000 00000 000	OTHER FRINGE BENEFITS	0.00	0.00	0.00	0.00	0.00	0.00				
141 E 72130 309 000 00000 000	CONTRACTS WITH GOVERNMENT AGEN	90,000.00	0.00	0.00	0.00	90,000.00	0.00				
141 E 72130 310 000 00000 000	CONTRACTS W OTHER GOV. AGEN.	0.00	0.00	0.00	0.00	0.00	0.00				
141 E 72130 322 000 00000 000	EVALUATION AND TESTING	70,000.00	8,235.00	49,010.15	0.00	20,989.85	70.01				
141 E 72130 499 000 00000 000	OTHER SUPPLIES AND MATERIALS	7,200.00	0.00	0.00	0.00	7,200.00	0.00				
141 E 72130 499 000 00002 000	OTHER SUPPLIES AND MAT.-ASB	0.00	0.00	0.00	0.00	0.00	0.00				
141 E 72130 499 000 00003 000	OTHER SUPPLIES AND MAT.-MIDWAY	0.00	0.00	0.00	0.00	0.00	0.00				
141 E 72130 499 000 00004 000	OTHER SUPPLIES AND MAT.-BCES	0.00	0.00	399.07	0.00	-399.07	0.00				
141 E 72130 499 000 00005 000	OTHER SUPPLIES AND MAT.-BCMS	0.00	0.00	0.00	0.00	0.00	0.00				
141 E 72130 499 000 00006 000	OTHER SUPPLIES AND MAT.-GVES	0.00	28.82	263.16	0.00	-263.16	0.00				
141 E 72130 499 000 00007 000	OTHER SUPPLIES AND MAT.-FBES	0.00	0.00	146.76	0.00	-146.76	0.00				
141 E 72130 499 000 00008 000	OTHER SUPPLIES AND MAT.-GES	0.00	0.00	377.62	0.00	-377.62	0.00				
141 E 72130 499 000 00009 000	OTHER SUPPLIES AND MAT.-JES	0.00	217.70	217.70	0.00	-217.70	0.00				
141 E 72130 499 000 00010 000	OTHER SUPPLIES AND MAT.-JMS	0.00	0.00	300.33	0.00	-300.33	0.00				
141 E 72130 499 000 00011 000	OTHER SUPPLIES AND MAT.-LES	0.00	0.00	339.95	0.00	-339.95	0.00				
141 E 72130 499 000 00012 000	OTHER SUPPLIES AND MAT.-SCES	0.00	0.00	0.00	0.00	0.00	0.00				
141 E 72130 499 000 00013 000	OTHER SUPPLIES AND MAT.-SSES	0.00	0.00	130.50	0.00	-130.50	0.00				
141 E 72130 499 000 00014 000	OTHER SUPPLIES AND MAT.-WVES	0.00	0.00	0.00	0.00	0.00	0.00				
141 E 72130 499 000 00015 000	OTHER SUPPLIES AND MAT.-DBHS	0.00	1,198.46	1,198.46	0.00	-1,198.46	0.00				
141 E 72130 499 000 00016 000	OTHER SUPPLIES AND MAT.-DCHS	0.00	81.29	1,205.29	0.00	-1,205.29	0.00				
141 E 72130 499 000 00025 000	OTHER SUPPLIES AND MAT.-RVES	0.00	0.00	386.95	0.00	-386.95	0.00				
141 E 72130 790 000 00000 000	OTHER EQUIPMENT	127,517.00	0.00	0.00	0.00	127,517.00	0.00				
141 E 72130 --- --- ----- ---		1,652,514.00	128,081.81	624,326.65	0.00	1,028,187.35	37.78				
=====											
72210	SUPPORT REGULAR INSTRUCTION										
141 E 72210 105 000 00000 000	SUPERVISOR/DIRECTOR	387,550.00	29,450.36	209,324.52	0.00	178,225.48	54.01				
141 E 72210 117 000 00000 000	CAREER LADDER PROGRAM	12,000.00	0.00	1,500.00	0.00	10,500.00	12.50				
141 E 72210 127 000 00000 000	CAREER LADDER EXTENDED CONTRAC	0.00	0.00	0.00	0.00	0.00	0.00				
141 E 72210 129 000 00000 000	LIBRARIANS	836,781.00	60,301.06	301,435.30	0.00	535,345.70	36.02				
141 E 72210 138 000 00000 000	TECHNOLOGY PERSONNEL	0.00	0.00	0.00	0.00	0.00	0.00				
141 E 72210 162 000 00000 000	CLERICAL PERSONNEL	168,529.00	11,239.31	73,039.45	0.00	95,489.55	43.34				
141 E 72210 189 000 00000 000	OTHER SALARIES & WAGES	0.00	0.00	0.00	0.00	0.00	0.00				
141 E 72210 201 000 00000 000	SOCIAL SECURITY	87,101.00	5,834.73	34,373.16	0.00	52,727.84	39.46				

Fnd T	Acct	Obj	Prj	Loc	Prg	Account Level Description	2021-22 Budget	January 2021-22 Monthly Activity	2021-22 FYTD Activity	Encumbered Amount	Unexpended Balance - YTD Act	2021-22 FYTD %
72210						SUPPORT REGULAR INSTRUCTION						
141 E	72210	204	000	00000	000	STATE RETIREMENT	143,538.00	10,062.02	58,408.79	0.00	85,129.21	40.69
141 E	72210	206	000	00000	000	LIFE INSURANCE	921.00	70.71	567.42	0.00	353.58	61.61
141 E	72210	207	000	00000	000	MEDICAL INSURANCE	181,712.00	17,368.80	82,275.60	0.00	99,436.40	45.28
141 E	72210	212	000	00000	000	EMPLOYER MEDICARE	20,371.00	1,364.59	8,038.88	0.00	12,332.12	39.46
141 E	72210	299	000	00000	000	OTHER FRINGE BENEFITS	0.00	0.00	0.00	0.00	0.00	0.00
141 E	72210	336	000	00000	000	MAINTENANCE AND REPAIR SERVICE	25,000.00	2,282.50	11,422.05	0.00	13,577.95	45.69
141 E	72210	355	000	00000	000	TRAVEL	43,000.00	-1,592.67	8,653.34	0.00	34,346.66	20.12
141 E	72210	432	000	00000	000	LIBRARY BOOKS	100,000.00	0.00	0.00	0.00	100,000.00	0.00
141 E	72210	432	000	00002	000	LIBRARY BOOKS-ASBURY	0.00	0.00	0.00	0.00	0.00	0.00
141 E	72210	432	000	00003	000	LIBRARY BOOKS-MIDWAY	0.00	0.00	0.00	0.00	0.00	0.00
141 E	72210	432	000	00004	000	LIBRARY BOOKS-BCES	0.00	0.00	7,102.25	0.00	-7,102.25	0.00
141 E	72210	432	000	00005	000	LIBRARY BOOKS-BCMS	0.00	0.00	0.00	0.00	0.00	0.00
141 E	72210	432	000	00006	000	LIBRARY BOOKS-GVES	0.00	0.00	7,917.83	0.00	-7,917.83	0.00
141 E	72210	432	000	00007	000	LIBRARY BOOKS-FBES	0.00	2,763.85	2,763.85	0.00	-2,763.85	0.00
141 E	72210	432	000	00008	000	LIBRARY BOOKS-GES	0.00	287.49	6,721.57	0.00	-6,721.57	0.00
141 E	72210	432	000	00009	000	LIBRARY BOOKS-JES	0.00	1,159.99	5,508.24	0.00	-5,508.24	0.00
141 E	72210	432	000	00010	000	LIBRARY BOOKS-JMS	0.00	0.00	6,780.39	0.00	-6,780.39	0.00
141 E	72210	432	000	00011	000	LIBRARY BOOKS-LES	0.00	2,152.80	2,152.80	0.00	-2,152.80	0.00
141 E	72210	432	000	00012	000	LIBRARY BOOKS-SCES	0.00	0.00	0.00	0.00	0.00	0.00
141 E	72210	432	000	00013	000	LIBRARY BOOKS-SSES	0.00	0.00	3,502.86	0.00	-3,502.86	0.00
141 E	72210	432	000	00014	000	LIBRARY BOOKS-WVES	0.00	0.00	0.00	0.00	0.00	0.00
141 E	72210	432	000	00015	000	LIBRARY BOOKS-DBHS	0.00	0.00	7,471.82	0.00	-7,471.82	0.00
141 E	72210	432	000	00016	000	LIBRARY BOOKS-DCHS	0.00	168.20	4,799.07	0.00	-4,799.07	0.00
141 E	72210	432	000	00025	000	LIBRARY BOOKS-RVES	0.00	4,256.20	9,573.58	0.00	-9,573.58	0.00
141 E	72210	499	000	00000	000	OTHER SUPPLIES AND MATERIALS	10,000.00	-32.26	124.18	0.00	9,875.82	1.24
141 E	72210	524	000	00000	000	IN SERVICE / STAFF DEVELOPMENT	190,000.00	-181.39	31,093.00	0.00	158,907.00	16.36
141 E	72210	---	---	-----	---		2,206,503.00	146,956.29	884,549.95	0.00	1,321,953.05	40.09
72220						SUPPORT SPECIAL EDUCATION -						
141 E	72220	105	000	00000	000	SUPERVISOR/DIRECTOR	161,137.00	13,398.93	93,792.51	0.00	67,344.49	58.21
141 E	72220	117	000	00000	000	CAREER LADDER PROGRAM	4,000.00	0.00	0.00	0.00	4,000.00	0.00
141 E	72220	124	000	00000	000	PSYCHOLOGICAL PERSONNEL	57,113.00	4,759.42	23,797.10	0.00	33,315.90	41.67
141 E	72220	127	000	00000	000	CAREER LADDER EXTENDED CONTRAC	0.00	0.00	0.00	0.00	0.00	0.00
141 E	72220	135	000	00000	000	ASSESSMENT PERSONNEL	167,518.00	13,959.93	69,799.65	0.00	97,718.35	41.67

Fnd T	Acct	Obj	Prj	Loc	Prg	Account Level Description	2021-22 Budget	January 2021-22 Monthly Activity	2021-22 FYTD Activity	Encumbered Amount	Unexpended Balance - YTD Act	2021-22 FYTD %
72250						SUPPORT EDUCATION TECHNOLOGY						
141 E	72250	105	000	00000	000	TECHNOLOGY SUPERVISOR	259,670.00	20,499.35	150,364.25	0.00	109,305.75	57.91
141 E	72250	121	000	00000	000	DATA PROCESSING PERSONNEL	169,626.00	10,713.56	84,066.39	0.00	85,559.61	49.56
141 E	72250	138	000	00000	000	INSTRUCTIONAL COMPUTER PERSONN	54,932.00	4,577.67	22,888.35	0.00	32,043.65	41.67
141 E	72250	189	000	00000	000	OTHER SALARIES & WAGES	316,282.00	23,768.00	168,436.72	0.00	147,845.28	53.26
141 E	72250	201	000	00000	000	SOCIAL SECURITY	49,632.00	3,464.68	24,917.62	0.00	24,714.38	50.20
141 E	72250	204	000	00000	000	STATE RETIREMENT	76,929.00	5,046.71	37,028.78	0.00	39,900.22	48.13
141 E	72250	206	000	00000	000	LIFE INSURANCE	479.00	44.43	256.86	0.00	222.14	53.62
141 E	72250	207	000	00000	000	MEDICAL INSURANCE	104,942.00	11,896.60	60,141.80	0.00	44,800.20	57.31
141 E	72250	212	000	00000	000	EMPLOYER MEDICARE	11,607.00	822.64	5,973.69	0.00	5,633.31	51.47
141 E	72250	299	000	00000	000	OTHER FRINGE BENEFITS	0.00	0.00	0.00	0.00	0.00	0.00
141 E	72250	350	000	00000	000	INTERNET CONNECTIVITY FEE	100,000.00	5,926.00	35,561.61	0.00	64,438.39	35.56
141 E	72250	355	000	00000	000	TRAVEL	7,000.00	45.12	3,077.27	0.00	3,922.73	43.96
141 E	72250	399	000	00000	000	OTHER CONTRACTED SERVICES	490,371.00	874.68	291,876.09	0.00	198,494.91	59.52
141 E	72250	499	000	00000	000	OTHER SUPPLIES & MATERIALS	498,531.00	8,525.63	225,192.08	0.00	273,338.92	45.17
141 E	72250	524	440	00000	000	IN-SERVICE/STAFF DEVELOPMENT	0.00	0.00	0.00	0.00	0.00	0.00
141 E	72250	599	000	00000	000	OTHER CHARGES	0.00	0.00	0.00	0.00	0.00	0.00
141 E	72250	---	---	-----	---		2,140,001.00	96,205.07	1,109,781.51	0.00	1,030,219.49	51.86
							=====	=====	=====	=====	=====	=====
72310						BOARD OF EDUCATION SERVICES						
141 E	72310	191	000	00000	000	BOARD AND COMMITTEE MEMBERS FE	30,000.00	960.00	18,660.00	0.00	11,340.00	62.20
141 E	72310	201	000	00000	000	SOCIAL SECURITY	1,860.00	55.29	890.21	0.00	969.79	47.86
141 E	72310	204	000	00000	000	STATE RETIREMENT	2,883.00	92.28	1,591.45	0.00	1,291.55	55.20
141 E	72310	207	000	00000	000	MEDICAL INSURANCE	54,351.00	0.00	11,707.20	0.00	42,643.80	21.54
141 E	72310	212	000	00000	000	EMPLOYER MEDICARE	435.00	12.95	238.68	0.00	196.32	54.87
141 E	72310	305	000	00000	000	AUDIT SERVICES	60,000.00	0.00	64,820.00	0.00	-4,820.00	108.03
141 E	72310	320	000	00000	000	DUES AND MEMBERSHIPS	33,669.00	572.00	4,143.00	0.00	29,526.00	12.31
141 E	72310	331	000	00000	000	LEGAL SERVICES	54,000.00	4,500.00	31,500.00	0.00	22,500.00	58.33
141 E	72310	355	000	00000	000	TRAVEL	23,000.00	8,333.68	16,485.32	0.00	6,514.68	71.68
141 E	72310	399	000	00000	000	OTHER CONTRACTED SERVICES	4,000.00	0.00	0.00	0.00	4,000.00	0.00
141 E	72310	502	000	00000	000	BUILDING & CONTENTS INSURANCE	130,613.00	0.00	130,613.00	0.00	0.00	100.00
141 E	72310	506	000	00000	000	LIABILITY INSURANCE	46,159.00	0.00	46,159.00	0.00	0.00	100.00
141 E	72310	508	000	00000	000	PREMIUMS ON CORPORATE SURETY B	16,554.00	0.00	0.00	0.00	16,554.00	0.00
141 E	72310	510	000	00000	000	TRUSTEE'S COMMISSION	580,000.00	50,483.97	389,053.66	0.00	190,946.34	67.08
141 E	72310	513	000	00000	000	WORKER'S COMPENSATION INSURANC	295,980.00	0.00	285,662.00	0.00	10,318.00	96.51

Fnd T Acct	Obj Prj Loc	Prg	Account Level Description	2021-22 Budget	January 2021-22 Monthly Activity	2021-22 FYTD Activity	Encumbered Amount	Unexpended Balance - YTD Act	2021-22 FYTD %
72410			OFFICE OF THE PRINCIPAL						
141 E 72410 189 000 00000 000			OTHER SALARIES & WAGES	125,395.00	10,423.18	72,962.26	0.00	52,432.74	58.19
141 E 72410 201 000 00000 000			SOCIAL SECURITY	193,048.00	13,812.09	84,676.36	0.00	108,371.64	43.86
141 E 72410 204 000 00000 000			STATE RETIREMENT	314,455.00	23,849.35	148,679.41	0.00	165,775.59	47.28
141 E 72410 206 000 00000 000			LIFE INSURANCE	1,795.00	79.57	1,397.14	0.00	397.86	77.84
141 E 72410 207 000 00000 000			MEDICAL INSURANCE	487,700.00	46,363.60	243,376.00	0.00	244,324.00	49.90
141 E 72410 212 000 00000 000			EMPLOYER MEDICARE	45,148.00	3,230.24	19,803.23	0.00	25,344.77	43.86
141 E 72410 299 000 00000 000			OTHER FRINGE BENEFITS	0.00	0.00	0.00	0.00	0.00	0.00
141 E 72410 307 000 00000 000			COMMUNICATION	25,000.00	0.00	19,999.97	0.00	5,000.03	80.00
141 E 72410 307 000 00002 000			COMMUNICATION-ASBURY	0.00	0.00	0.00	0.00	0.00	0.00
141 E 72410 307 000 00003 000			COMMUNICATION-MIDWAY	0.00	0.00	0.00	0.00	0.00	0.00
141 E 72410 307 000 00004 000			COMMUNICATION-BCES	0.00	0.00	0.00	0.00	0.00	0.00
141 E 72410 307 000 00005 000			COMMUNICATION-BCMS	0.00	0.00	0.00	0.00	0.00	0.00
141 E 72410 307 000 00006 000			COMMUNICATION-GVES	0.00	0.00	0.00	0.00	0.00	0.00
141 E 72410 307 000 00007 000			COMMUNICATION-FBES	0.00	0.00	0.00	0.00	0.00	0.00
141 E 72410 307 000 00008 000			COMMUNICATION-GES	0.00	0.00	0.00	0.00	0.00	0.00
141 E 72410 307 000 00009 000			COMMUNICATION-JES	0.00	0.00	0.00	0.00	0.00	0.00
141 E 72410 307 000 00010 000			COMMUNICATION-JMS	0.00	0.00	0.00	0.00	0.00	0.00
141 E 72410 307 000 00011 000			COMMUNICATION-LES	0.00	0.00	0.00	0.00	0.00	0.00
141 E 72410 307 000 00012 000			COMMUNICATION-SCES	0.00	0.00	0.00	0.00	0.00	0.00
141 E 72410 307 000 00013 000			COMMUNICATION-SSES	0.00	0.00	0.00	0.00	0.00	0.00
141 E 72410 307 000 00014 000			COMMUNICATION-WVES	0.00	0.00	0.00	0.00	0.00	0.00
141 E 72410 307 000 00015 000			COMMUNICATION-DBHS	0.00	0.00	0.00	0.00	0.00	0.00
141 E 72410 307 000 00016 000			COMMUNICATION-DCHS	0.00	0.00	0.00	0.00	0.00	0.00
141 E 72410 307 000 00025 000			COMMUNICATION-RVES	0.00	0.00	0.00	0.00	0.00	0.00
141 E 72410 355 000 00000 000			TRAVEL	7,000.00	156.98	2,111.71	0.00	4,888.29	30.17
141 E 72410 499 000 00000 000			OTHER SUPPLIES AND MATERIALS	71,274.00	0.00	34,232.64	0.00	37,041.36	48.03
141 E 72410 499 000 00002 000			OTHER SUPP. & MATERIALS-ASBURY	0.00	0.00	0.00	0.00	0.00	0.00
141 E 72410 499 000 00003 000			OTHER SUPP. & MATERIALS-MIDWAY	0.00	0.00	0.00	0.00	0.00	0.00
141 E 72410 499 000 00004 000			OTHER SUPP. & MATERIALS-BCES	0.00	0.00	397.78	0.00	-397.78	0.00
141 E 72410 499 000 00005 000			OTHER SUPP. & MATERIALS-BCMS	0.00	0.00	0.00	0.00	0.00	0.00
141 E 72410 499 000 00006 000			OTHER SUPP. & MATERIALS-GVES	0.00	0.00	165.27	0.00	-165.27	0.00
141 E 72410 499 000 00007 000			OTHER SUPP. & MATERIALS-FBES	0.00	288.09	288.09	0.00	-288.09	0.00
141 E 72410 499 000 00008 000			OTHER SUPP. & MATERIALS-GES	0.00	0.00	186.72	0.00	-186.72	0.00
141 E 72410 499 000 00009 000			OTHER SUPP. & MATERIALS-JES	0.00	0.00	401.73	0.00	-401.73	0.00
141 E 72410 499 000 00010 000			OTHER SUPP. & MATERIALS-JMS	0.00	0.00	397.30	0.00	-397.30	0.00
141 E 72410 499 000 00011 000			OTHER SUPP. & MATERIALS-LES	0.00	0.00	433.28	0.00	-433.28	0.00
141 E 72410 499 000 00012 000			OTHER SUPP. & MATERIALS-SCES	0.00	0.00	395.58	0.00	-395.58	0.00
141 E 72410 499 000 00013 000			OTHER SUPP. & MATERIALS-SSES	0.00	0.00	399.44	0.00	-399.44	0.00

Account Level						2021-22	January 2021-22	2021-22	Encumbered	Unexpended	2021-22
Fnd T Acct	Obj Prj Loc	Prg	Description	Budget	Monthly Activity	FYTD Activity	Amount	Balance - YTD Act	FYTD %		
72410 OFFICE OF THE PRINCIPAL											
141 E 72410 499 000 00014 000	OTHER SUPP. & MATERIALS-WVES					0.00	0.00	0.00	0.00	0.00	0.00
141 E 72410 499 000 00015 000	OTHER SUPP. & MATERIALS-DBHS					0.00	0.00	399.65	0.00	-399.65	0.00
141 E 72410 499 000 00016 000	OTHER SUPP. & MATERIALS-DCHS					0.00	0.00	400.53	0.00	-400.53	0.00
141 E 72410 499 000 00025 000	OTHER SUPP. & MATERIALS-RVES					0.00	0.00	331.44	0.00	-331.44	0.00
141 E 72410 599 000 00000 000	OTHER CHARGES					65,000.00	7,262.37	21,308.75	0.00	43,691.25	32.78
141 E 72410 599 000 00000 001	OTHER CHARGES-PEPSI SPONSOR					0.00	0.00	0.00	0.00	0.00	0.00
141 E 72410 599 000 00000 002	OTHER CHARGES-PEPSI SCOREBOARD					0.00	0.00	0.00	0.00	0.00	0.00
141 E 72410 599 000 00000 003	OTHER CHARGES-PEPSI SCHOLARSHI					0.00	0.00	0.00	0.00	0.00	0.00
141 E 72410 --- --- ----- ---						4,324,090.00	332,317.30	2,022,905.91	0.00	2,301,184.09	46.78
72510 FISCAL SERVICES											
141 E 72510 105 000 00000 000	SUPERVISOR/DIRECTOR					146,867.00	11,272.84	84,546.30	0.00	62,320.70	57.57
141 E 72510 162 000 00000 000	ACCOUNTING CLERK					148,692.00	11,430.40	85,728.00	0.00	62,964.00	57.65
141 E 72510 201 000 00000 000	SOCIAL SECURITY					18,325.00	1,291.90	10,025.67	0.00	8,299.33	54.71
141 E 72510 204 000 00000 000	STATE RETIREMENT					28,403.00	2,181.76	16,363.20	0.00	12,039.80	57.61
141 E 72510 206 000 00000 000	LIFE INSURANCE					60.00	6.50	27.50	0.00	32.50	45.83
141 E 72510 207 000 00000 000	MEDICAL INSURANCE					44,364.00	6,515.60	31,896.40	0.00	12,467.60	71.90
141 E 72510 212 000 00000 000	EMPLOYER MEDICARE					4,286.00	302.14	2,344.79	0.00	1,941.21	54.71
141 E 72510 355 000 00000 000	TRAVEL					2,398.00	21.15	247.22	0.00	2,150.78	10.31
141 E 72510 399 000 00000 000	OTHER CONTRACTED SERVICES					671.00	1,366.72	2,631.72	0.00	-1,960.72	392.21
141 E 72510 499 000 00000 000	OTHER SUPPLIES AND MATERIALS					672.00	0.00	1,646.82	0.00	-974.82	245.06
141 E 72510 --- --- ----- ---						394,738.00	34,389.01	235,457.62	0.00	159,280.38	59.65
72610 OPERATION OF PLANT											
141 E 72610 166 000 00000 000	CUSTODIAL PERSONNEL					733,898.00	52,008.23	395,063.12	0.00	338,834.88	53.83
141 E 72610 189 000 00000 000	OTHER SALARIES & WAGES					131,301.00	16,055.52	117,928.28	0.00	13,372.72	89.82
141 E 72610 201 000 00000 000	SOCIAL SECURITY					53,642.00	3,957.11	30,609.32	0.00	23,032.68	57.06
141 E 72610 204 000 00000 000	STATE RETIREMENT					83,146.00	5,502.15	40,595.50	0.00	42,550.50	48.82
141 E 72610 206 000 00000 000	LIFE INSURANCE					695.00	59.00	400.00	0.00	295.00	57.55
141 E 72610 207 000 00000 000	MEDICAL INSURANCE					236,577.00	15,811.40	80,337.40	0.00	156,239.60	33.96

Fnd T Acct	Obj Prj Loc	Prg Description	2021-22 Budget	January 2021-22 Monthly Activity	2021-22 FYTD Activity	Encumbered Amount	Unexpended Balance - YTD Act	2021-22 FYTD %
72610		OPERATION OF PLANT						
141 E 72610	212 000 000000	000 EMPLOYER MEDICARE	12,545.00	925.43	7,158.37	0.00	5,386.63	57.06
141 E 72610	328 000 000000	000 JANITORIAL SERVICES	844,000.00	108.00	108.00	0.00	843,892.00	0.01
141 E 72610	328 000 000020	000 JANITORIAL SERVICES-ASBURY	0.00	0.00	0.00	0.00	0.00	0.00
141 E 72610	328 000 000030	000 JANITORIAL SERVICES-MIDWAY	0.00	0.00	0.00	0.00	0.00	0.00
141 E 72610	328 000 000040	000 JANITORIAL SERVICES-BCES	0.00	5,417.38	38,020.66	0.00	-38,020.66	0.00
141 E 72610	328 000 000050	000 JANITORIAL SERVICES-BCMS	0.00	0.00	0.00	0.00	0.00	0.00
141 E 72610	328 000 000060	000 JANITORIAL SERVICES-GVES	0.00	0.00	35,808.24	0.00	-35,808.24	0.00
141 E 72610	328 000 000070	000 JANITORIAL SERVICES-FBES	0.00	3,482.36	25,528.52	0.00	-25,528.52	0.00
141 E 72610	328 000 000080	000 JANITORIAL SERVICES-GES	0.00	5,968.04	5,968.04	0.00	-5,968.04	0.00
141 E 72610	328 000 000090	000 JANITORIAL SERVICES-JES	0.00	5,440.08	38,080.56	0.00	-38,080.56	0.00
141 E 72610	328 000 000100	000 JANITORIAL SERVICES-JMS	0.00	4,669.00	32,683.00	0.00	-32,683.00	0.00
141 E 72610	328 000 000110	000 JANITORIAL SERVICES-LES	0.00	0.00	0.00	0.00	0.00	0.00
141 E 72610	328 000 000120	000 JANITORIAL SERVICES-SCES	0.00	5,663.47	39,644.29	0.00	-39,644.29	0.00
141 E 72610	328 000 000130	000 JANITORIAL SERVICES-SSES	0.00	4,265.23	30,075.40	0.00	-30,075.40	0.00
141 E 72610	328 000 000140	000 JANITORIAL SERVICES-WVES	0.00	4,216.54	29,760.94	0.00	-29,760.94	0.00
141 E 72610	328 000 000150	000 JANITORIAL SERVICES-DBHS	0.00	12,843.35	89,903.45	0.00	-89,903.45	0.00
141 E 72610	328 000 000160	000 JANITORIAL SERVICES-DCHS	0.00	12,843.35	89,903.45	0.00	-89,903.45	0.00
141 E 72610	328 000 000250	000 JANITORIAL SERVICES-RVES	0.00	5,981.92	42,215.44	0.00	-42,215.44	0.00
141 E 72610	359 000 000000	000 DISPOSAL FEES	124,000.00	7,315.80	53,250.96	0.00	70,749.04	42.94
141 E 72610	359 000 000020	000 DISPOSAL FEES ASBURY	0.00	0.00	661.22	0.00	-661.22	0.00
141 E 72610	359 000 000030	000 DISPOSAL FEES MIDWAY	0.00	0.00	1,116.69	0.00	-1,116.69	0.00
141 E 72610	359 000 000040	000 DISPOSAL FEES BCES	0.00	0.00	0.00	0.00	0.00	0.00
141 E 72610	359 000 000050	000 DISPOSAL FEES OLD BCMS	0.00	0.00	0.00	0.00	0.00	0.00
141 E 72610	359 000 000060	000 DISPOSAL FEES GVES	0.00	276.12	2,657.92	0.00	-2,657.92	0.00
141 E 72610	359 000 000070	000 DISPOSAL FEES FBES	0.00	0.00	0.00	0.00	0.00	0.00
141 E 72610	359 000 000080	000 DISPOSAL FEES GES	0.00	0.00	0.00	0.00	0.00	0.00
141 E 72610	359 000 000090	000 DISPOSAL FEES JES	0.00	620.00	3,570.00	0.00	-3,570.00	0.00
141 E 72610	359 000 000100	000 DISPOSAL FEES JMS	0.00	944.04	6,632.34	0.00	-6,632.34	0.00
141 E 72610	359 000 000110	000 DISPOSAL FEES LES	0.00	0.00	0.00	0.00	0.00	0.00
141 E 72610	359 000 000120	000 DISPOSAL FEES SCES	0.00	0.00	0.00	0.00	0.00	0.00
141 E 72610	359 000 000130	000 DISPOSAL FEES SSES	0.00	0.00	1,245.90	0.00	-1,245.90	0.00
141 E 72610	359 000 000140	000 DISPOSAL FEES WVES	0.00	0.00	0.00	0.00	0.00	0.00
141 E 72610	359 000 000150	000 DISPOSAL FEES DBHS	0.00	1,762.73	9,397.80	0.00	-9,397.80	0.00
141 E 72610	359 000 000160	000 DISPOSAL FEES DCHS	0.00	1,456.01	9,011.16	0.00	-9,011.16	0.00
141 E 72610	359 000 000250	000 DISPOSAL FEES RVES	0.00	0.00	0.00	0.00	0.00	0.00
141 E 72610	399 000 000000	000 OTHER CONTRACTED SERVICES	149,010.00	0.00	9,629.31	0.00	139,380.69	6.46
141 E 72610	399 000 000020	000 OTHER CONTRACTED SERV. ASBURY	0.00	0.00	958.28	0.00	-958.28	0.00
141 E 72610	399 000 000030	000 OTHER CONTRACTED SERV MIDWAY	0.00	50.00	1,680.00	0.00	-1,680.00	0.00

Fnd T Acct		Obj Prj Loc	Prg	Account Level Description	2021-22 Budget	January 2021-22 Monthly Activity	2021-22 FYTD Activity	Encumbered Amount	Unexpended Balance - YTD Act	2021-22 FYTD %
72610 OPERATION OF PLANT										
141 E	72610	399 000	00004 000	OTHER CONTRACTED SERVICE BCES	0.00	398.00	3,208.00	0.00	-3,208.00	0.00
141 E	72610	399 000	00005 000	OTHER CONTRACTED SERVICE BCM	0.00	0.00	0.00	0.00	0.00	0.00
141 E	72610	399 000	00006 000	OTHER CONTRACTED SERVICE GVES	0.00	173.00	3,032.53	0.00	-3,032.53	0.00
141 E	72610	399 000	00007 000	OTHER CONTRACTED SERVICE FBES	0.00	148.00	1,328.00	0.00	-1,328.00	0.00
141 E	72610	399 000	00008 000	OTHER CONTRACTED SERVICE GES	0.00	117.00	1,677.00	0.00	-1,677.00	0.00
141 E	72610	399 000	00009 000	OTHER CONTRACTED SERVICE JES	0.00	93.00	1,912.00	0.00	-1,912.00	0.00
141 E	72610	399 000	00010 000	OTHER CONTRACTED SERVICE JMS	0.00	2,287.32	5,061.32	0.00	-5,061.32	0.00
141 E	72610	399 000	00011 000	OTHER CONTRACTED SERVICE LES	0.00	140.00	7,952.50	0.00	-7,952.50	0.00
141 E	72610	399 000	00012 000	OTHER CONTRACTED SERVICE SCES	0.00	216.00	3,416.00	0.00	-3,416.00	0.00
141 E	72610	399 000	00013 000	OTHER CONTRACTED SERVICE SSES	0.00	85.00	14,965.00	0.00	-14,965.00	0.00
141 E	72610	399 000	00014 000	OTHER CONTRACTED SERVICE WVES	0.00	63.03	3,341.26	0.00	-3,341.26	0.00
141 E	72610	399 000	00015 000	OTHER CONTRACTED SERVICE DBHS	0.00	133.00	3,785.38	0.00	-3,785.38	0.00
141 E	72610	399 000	00016 000	OTHER CONTRACTED SERVICE DCHS	0.00	1,609.62	11,770.12	0.00	-11,770.12	0.00
141 E	72610	399 000	00025 000	OTHER CONTRACTED SERVICE RVES	0.00	440.00	4,026.50	0.00	-4,026.50	0.00
141 E	72610	410 000	00000 000	CUSTODIAL SUPPLIES	130,000.00	908.00	9,157.81	0.00	120,842.19	7.04
141 E	72610	410 000	00002 000	CUSTODIAL SUPPLIES-ASBURY	0.00	0.00	676.16	0.00	-676.16	0.00
141 E	72610	410 000	00003 000	CUSTODIAL SUPPLIES-MIDWAY	0.00	0.00	229.52	0.00	-229.52	0.00
141 E	72610	410 000	00004 000	CUSTODIAL SUPPLIES-BCES	0.00	838.04	5,901.36	0.00	-5,901.36	0.00
141 E	72610	410 000	00005 000	CUSTODIAL SUPPLIES-BCMS	0.00	0.00	0.00	0.00	0.00	0.00
141 E	72610	410 000	00006 000	CUSTODIAL SUPPLIES-GVES	0.00	423.60	4,042.36	0.00	-4,042.36	0.00
141 E	72610	410 000	00007 000	CUSTODIAL SUPPLIES-FBES	0.00	0.00	1,403.47	0.00	-1,403.47	0.00
141 E	72610	410 000	00008 000	CUSTODIAL SUPPLIES-GES	0.00	1,593.31	6,559.11	0.00	-6,559.11	0.00
141 E	72610	410 000	00009 000	CUSTODIAL SUPPLIES-JES	0.00	564.13	3,439.21	0.00	-3,439.21	0.00
141 E	72610	410 000	00010 000	CUSTODIAL SUPPLIES-JMS	0.00	707.10	2,600.18	0.00	-2,600.18	0.00
141 E	72610	410 000	00011 000	CUSTODIAL SUPPLIES-LES	0.00	1,566.30	6,505.99	0.00	-6,505.99	0.00
141 E	72610	410 000	00012 000	CUSTODIAL SUPPLIES-SCES	0.00	638.71	3,127.26	0.00	-3,127.26	0.00
141 E	72610	410 000	00013 000	CUSTODIAL SUPPLIES-SSES	0.00	755.04	2,512.16	0.00	-2,512.16	0.00
141 E	72610	410 000	00014 000	CUSTODIAL SUPPLIES-WVES	0.00	0.00	2,791.01	0.00	-2,791.01	0.00
141 E	72610	410 000	00015 000	CUSTODIAL SUPPLIES-DBHS	0.00	1,341.67	6,096.70	0.00	-6,096.70	0.00
141 E	72610	410 000	00016 000	CUSTODIAL SUPPLIES-DCHS	0.00	1,264.42	4,772.43	0.00	-4,772.43	0.00
141 E	72610	410 000	00025 000	CUSTODIAL SUPPLIES-RVES	0.00	1,119.50	4,871.67	0.00	-4,871.67	0.00
141 E	72610	415 000	00000 000	ELECTRICITY	2,110,133.00	7,223.89	57,042.12	0.00	2,053,090.88	2.70
141 E	72610	415 000	00002 000	ELECTRICITY-ASBURY	0.00	2,663.83	13,069.82	0.00	-13,069.82	0.00
141 E	72610	415 000	00003 000	ELECTRICITY-MIDWAY	0.00	2,328.26	10,036.01	0.00	-10,036.01	0.00
141 E	72610	415 000	00004 000	ELECTRICITY-BCES	0.00	11,241.35	96,063.96	0.00	-96,063.96	0.00
141 E	72610	415 000	00005 000	ELECTRICITY-BCMS	0.00	0.00	0.00	0.00	0.00	0.00
141 E	72610	415 000	00006 000	ELECTRICITY-GVES	0.00	12,758.02	93,975.13	0.00	-93,975.13	0.00
141 E	72610	415 000	00007 000	ELECTRICITY-FBES	0.00	4,383.78	31,782.86	0.00	-31,782.86	0.00

Fnd T	Acct	Obj	Prj	Loc	Prg	Account Level Description	2021-22 Budget	January 2021-22 Monthly Activity	2021-22 FYTD Activity	Encumbered Amount	Unexpended Balance - YTD Act	2021-22 FYTD %
72610						OPERATION OF PLANT						
141 E	72610	415	000	00008	000	ELECTRICITY-GES	0.00	10,180.68	65,690.52	0.00	-65,690.52	0.00
141 E	72610	415	000	00009	000	ELECTRICITY-JES	0.00	7,579.28	60,848.13	0.00	-60,848.13	0.00
141 E	72610	415	000	00010	000	ELECTRICITY-JMS	0.00	5,392.98	46,360.02	0.00	-46,360.02	0.00
141 E	72610	415	000	00011	000	ELECTRICITY-LES	0.00	9,948.56	80,417.42	0.00	-80,417.42	0.00
141 E	72610	415	000	00012	000	ELECTRICITY-SCES	0.00	6,445.54	44,316.77	0.00	-44,316.77	0.00
141 E	72610	415	000	00013	000	ELECTRICITY-SSES	0.00	8,074.60	52,271.57	0.00	-52,271.57	0.00
141 E	72610	415	000	00014	000	ELECTRICITY-WVES	0.00	9,197.43	52,123.58	0.00	-52,123.58	0.00
141 E	72610	415	000	00015	000	ELECTRICITY-DBHS	0.00	23,022.55	176,395.91	0.00	-176,395.91	0.00
141 E	72610	415	000	00016	000	ELECTRICITY-DCHS	0.00	25,470.44	163,382.42	0.00	-163,382.42	0.00
141 E	72610	415	000	00025	000	ELECTRICITY-RVES	0.00	11,653.93	92,120.50	0.00	-92,120.50	0.00
141 E	72610	434	000	00000	000	NATURAL GAS	141,625.00	6,837.70	40,857.14	0.00	100,767.86	28.85
141 E	72610	434	000	00002	000	NATURAL GAS-ASBURY	0.00	0.00	0.00	0.00	0.00	0.00
141 E	72610	434	000	00003	000	NATURAL GAS-MIDWAY	0.00	0.00	0.00	0.00	0.00	0.00
141 E	72610	434	000	00004	000	NATURAL GAS-BCES	0.00	3,631.56	7,418.28	0.00	-7,418.28	0.00
141 E	72610	434	000	00005	000	NATURAL GAS-BCMS	0.00	0.00	0.00	0.00	0.00	0.00
141 E	72610	434	000	00006	000	NATURAL GAS-GVES	0.00	0.00	0.00	0.00	0.00	0.00
141 E	72610	434	000	00007	000	NATURAL GAS-FBES	0.00	0.00	0.00	0.00	0.00	0.00
141 E	72610	434	000	00008	000	NATURAL GAS-GES	0.00	0.00	0.00	0.00	0.00	0.00
141 E	72610	434	000	00009	000	NATURAL GAS-JES	0.00	389.87	1,392.73	0.00	-1,392.73	0.00
141 E	72610	434	000	00010	000	NATURAL GAS-JMS	0.00	3,875.99	7,869.21	0.00	-7,869.21	0.00
141 E	72610	434	000	00011	000	NATURAL GAS-LES	0.00	3,672.27	7,996.20	0.00	-7,996.20	0.00
141 E	72610	434	000	00012	000	NATURAL GAS-SCES	0.00	0.00	0.00	0.00	0.00	0.00
141 E	72610	434	000	00013	000	NATURAL GAS-SSES	0.00	1,208.66	5,394.43	0.00	-5,394.43	0.00
141 E	72610	434	000	00014	000	NATURAL GAS-WVES	0.00	0.00	0.00	0.00	0.00	0.00
141 E	72610	434	000	00015	000	NATURAL GAS-DBHS	0.00	850.69	3,030.29	0.00	-3,030.29	0.00
141 E	72610	434	000	00016	000	NATURAL GAS-DCHS	0.00	3,274.81	8,831.25	0.00	-8,831.25	0.00
141 E	72610	434	000	00025	000	NATURAL GAS-RVES	0.00	0.00	0.00	0.00	0.00	0.00
141 E	72610	454	000	00000	000	WATER AND SEWER	241,090.00	2,261.87	13,598.09	0.00	227,491.91	5.64
141 E	72610	454	000	00002	000	WATER & SEWER-ASBURY	0.00	444.86	2,571.07	0.00	-2,571.07	0.00
141 E	72610	454	000	00003	000	WATER & SEWER-MIDWAY	0.00	98.88	274.94	0.00	-274.94	0.00
141 E	72610	454	000	00004	000	WATER & SEWER-BCES	0.00	939.16	9,579.85	0.00	-9,579.85	0.00
141 E	72610	454	000	00005	000	WATER & SEWER-BCMS	0.00	0.00	0.00	0.00	0.00	0.00
141 E	72610	454	000	00006	000	WATER & SEWER-GVES	0.00	0.00	12,314.81	0.00	-12,314.81	0.00
141 E	72610	454	000	00007	000	WATER & SEWER-FBES	0.00	0.00	1,352.16	0.00	-1,352.16	0.00
141 E	72610	454	000	00008	000	WATER & SEWER-GES	0.00	5,864.14	14,097.74	0.00	-14,097.74	0.00
141 E	72610	454	000	00009	000	WATER & SEWER-JES	0.00	654.53	6,727.08	0.00	-6,727.08	0.00
141 E	72610	454	000	00010	000	WATER & SEWER-JMS	0.00	59.41	3,535.46	0.00	-3,535.46	0.00
141 E	72610	454	000	00011	000	WATER & SEWER-LES	0.00	440.70	4,879.40	0.00	-4,879.40	0.00

Account Level						2021-22	January 2021-22	2021-22	Encumbered	Unexpended	2021-22
Fnd T Acct	Obj Prj Loc	Prg	Description	Budget	Monthly Activity	FYTD Activity	Amount	Balance - YTD Act	FYTD %		
72610	OPERATION OF PLANT										
141 E 72610 454 000 00012 000	WATER & SEWER-SCES				0.00	345.05	1,948.94	0.00	-1,948.94	0.00	
141 E 72610 454 000 00013 000	WATER & SEWER-SSES				0.00	636.14	2,947.70	0.00	-2,947.70	0.00	
141 E 72610 454 000 00014 000	WATER & SEWER-WVES				0.00	622.31	2,238.42	0.00	-2,238.42	0.00	
141 E 72610 454 000 00015 000	WATER & SEWER-DBHS				0.00	2,209.93	29,460.50	0.00	-29,460.50	0.00	
141 E 72610 454 000 00016 000	WATER & SEWER-DCHS				0.00	4,280.94	22,537.59	0.00	-22,537.59	0.00	
141 E 72610 454 000 00025 000	WATER & SEWER-RVES				0.00	1,087.67	13,093.18	0.00	-13,093.18	0.00	
141 E 72610 499 000 00000 000	OTHER SUPPLIES AND MATERIALS				70,000.00	13,585.13	64,002.68	0.00	5,997.32	91.43	
141 E 72610 501 000 00000 000	BOILER INSURANCE				20,684.00	0.00	20,684.00	0.00	0.00	100.00	
141 E 72610 599 000 00000 000	OTHER CHARGES				38,000.00	2,032.68	9,397.87	0.00	28,602.13	24.73	
141 E 72610 599 000 00002 000	OTHER CHARGES ASBURY				0.00	199.08	1,094.94	0.00	-1,094.94	0.00	
141 E 72610 599 000 00003 000	OTHER CHARGES MIDWAY				0.00	125.00	550.00	0.00	-550.00	0.00	
141 E 72610 599 000 00004 000	OTHER CHARGES BCES				0.00	280.05	1,232.22	0.00	-1,232.22	0.00	
141 E 72610 599 000 00005 000	OTHER CHARGES BCMS				0.00	0.00	0.00	0.00	0.00	0.00	
141 E 72610 599 000 00006 000	OTHER CHARGES GVES				0.00	0.00	0.00	0.00	0.00	0.00	
141 E 72610 599 000 00007 000	OTHER CHARGES FBES				0.00	0.00	0.00	0.00	0.00	0.00	
141 E 72610 599 000 00008 000	OTHER CHARGES GES				0.00	0.00	0.00	0.00	0.00	0.00	
141 E 72610 599 000 00009 000	OTHER CHARGES JES				0.00	0.00	0.00	0.00	0.00	0.00	
141 E 72610 599 000 00010 000	OTHER CHARGES JMS				0.00	0.00	0.00	0.00	0.00	0.00	
141 E 72610 599 000 00011 000	OTHER CHARGES LES				0.00	0.00	0.00	0.00	0.00	0.00	
141 E 72610 599 000 00012 000	OTHER CHARGES SCES				0.00	0.00	0.00	0.00	0.00	0.00	
141 E 72610 599 000 00013 000	OTHER CHARGES SSES				0.00	0.00	0.00	0.00	0.00	0.00	
141 E 72610 599 000 00014 000	OTHER CHARGES WVES				0.00	0.00	0.00	0.00	0.00	0.00	
141 E 72610 599 000 00015 000	OTHER CHARGES DBHS				0.00	0.00	0.00	0.00	0.00	0.00	
141 E 72610 599 000 00016 000	OTHER CHARGES DCHS				0.00	0.00	0.00	0.00	0.00	0.00	
141 E 72610 599 000 00025 000	OTHER CHARGES RVES				0.00	0.00	0.00	0.00	0.00	0.00	
141 E 72610 --- --- --- ---					5,120,346.00	412,739.25	2,856,570.48	0.00	2,263,775.52	55.79	
=====											
72620	MAINTENANCE OF PLANT										
141 E 72620 105 000 00000 000	SUPERVISOR/DIRECTOR				261,854.00	20,038.01	125,807.66	0.00	136,046.34	48.04	
141 E 72620 167 000 00000 000	MAINTENANCE PERSONNEL				774,287.00	45,440.42	352,741.62	0.00	421,545.38	45.56	
141 E 72620 201 000 00000 000	SOCIAL SECURITY				64,241.00	3,753.17	28,276.38	0.00	35,964.62	44.02	
141 E 72620 204 000 00000 000	STATE RETIREMENT				99,573.00	6,068.38	45,095.01	0.00	54,477.99	45.29	
141 E 72620 206 000 00000 000	LIFE INSURANCE				281.00	28.00	140.00	0.00	141.00	49.82	
141 E 72620 207 000 00000 000	MEDICAL INSURANCE				131,682.00	16,949.80	84,246.40	0.00	47,435.60	63.98	

Fnd T	Acct	Obj	Prj	Loc	Prg	Account Level Description	2021-22 Budget	January 2021-22 Monthly Activity	2021-22 FYTD Activity	Encumbered Amount	Unexpended Balance - YTD Act	2021-22 FYTD %
72620						MAINTENANCE OF PLANT						
141 E	72620	212	000	00000	000	EMPLOYER MEDICARE	15,024.00	877.79	6,613.17	0.00	8,410.83	44.02
141 E	72620	304	000	00000	000	ARCHITECTS	0.00	0.00	0.00	0.00	0.00	0.00
141 E	72620	307	000	00000	000	COMMUNICATION	2,700.00	239.92	1,429.56	0.00	1,270.44	52.95
141 E	72620	335	000	00000	000	MAINTENANCE & REPAIR - BUILDIN	45,000.00	0.00	0.00	0.00	45,000.00	0.00
141 E	72620	335	000	00002	000	MAINT. & REPAIR BUILD. ASBURY	0.00	0.00	3,300.00	0.00	-3,300.00	0.00
141 E	72620	335	000	00003	000	MAINT. & REPAIR BUILD. MIDWAY	0.00	0.00	0.00	0.00	0.00	0.00
141 E	72620	335	000	00004	000	MAINT. & REPAIR BUILD. BCES	0.00	0.00	1,902.62	0.00	-1,902.62	0.00
141 E	72620	335	000	00005	000	MAINT. & REPAIR BUILD. BCMS	0.00	0.00	0.00	0.00	0.00	0.00
141 E	72620	335	000	00006	000	MAINT. & REPAIR BUILD. GVES	0.00	0.00	0.00	0.00	0.00	0.00
141 E	72620	335	000	00007	000	MAINT. & REPAIR BUILD. FBES	0.00	0.00	0.00	0.00	0.00	0.00
141 E	72620	335	000	00008	000	MAINT. & REPAIR BUILD. GES	0.00	0.00	0.00	0.00	0.00	0.00
141 E	72620	335	000	00009	000	MAINT. & REPAIR BUILD. JES	0.00	0.00	0.00	0.00	0.00	0.00
141 E	72620	335	000	00010	000	MAINT. & REPAIR BUILD. JMS	0.00	0.00	0.00	0.00	0.00	0.00
141 E	72620	335	000	00011	000	MAINT. & REPAIR BUILD. LES	0.00	0.00	14,800.00	0.00	-14,800.00	0.00
141 E	72620	335	000	00012	000	MAINT. & REPAIR BUILD. SCES	0.00	42,726.80	42,726.80	0.00	-42,726.80	0.00
141 E	72620	335	000	00013	000	MAINT. & REPAIR BUILD. SSES	0.00	0.00	0.00	0.00	0.00	0.00
141 E	72620	335	000	00014	000	MAINT. & REPAIR BUILD. WVES	0.00	0.00	0.00	0.00	0.00	0.00
141 E	72620	335	000	00015	000	MAINT. & REPAIR BUILD. DBHS	0.00	0.00	0.00	0.00	0.00	0.00
141 E	72620	335	000	00016	000	MAINT. & REPAIR BUILD. DCHS	0.00	0.00	21,083.00	0.00	-21,083.00	0.00
141 E	72620	335	000	00025	000	MAINT. & REPAIR BUILD. RVES	0.00	0.00	0.00	0.00	0.00	0.00
141 E	72620	336	000	00000	000	MAINTENANCE AND REPAIR SERVICE	50,000.00	0.00	8,930.29	0.00	41,069.71	17.86
141 E	72620	336	000	00002	000	MAINT & REPAIR EQUIP ASBURY	0.00	0.00	0.00	0.00	0.00	0.00
141 E	72620	336	000	00003	000	MAINT & REPAIR EQUIP MIDWAY	0.00	0.00	9,940.00	0.00	-9,940.00	0.00
141 E	72620	336	000	00004	000	MAINT & REPAIR EQUIP BCES	0.00	0.00	0.00	0.00	0.00	0.00
141 E	72620	336	000	00005	000	MAINT & REPAIR EQUIP BCMS	0.00	0.00	0.00	0.00	0.00	0.00
141 E	72620	336	000	00006	000	MAINT & REPAIR EQUIP GVES	0.00	0.00	2,133.65	0.00	-2,133.65	0.00
141 E	72620	336	000	00007	000	MAINT & REPAIR EQUIP FBES	0.00	0.00	0.00	0.00	0.00	0.00
141 E	72620	336	000	00008	000	MAINT & REPAIR EQUIP GES	0.00	0.00	8,857.00	0.00	-8,857.00	0.00
141 E	72620	336	000	00009	000	MAINT & REPAIR EQUIP JES	0.00	0.00	0.00	0.00	0.00	0.00
141 E	72620	336	000	00010	000	MAINT & REPAIR EQUIP JMS	0.00	0.00	0.00	0.00	0.00	0.00
141 E	72620	336	000	00011	000	MAINT & REPAIR EQUIP LES	0.00	0.00	0.00	0.00	0.00	0.00
141 E	72620	336	000	00012	000	MAINT & REPAIR EQUIP SCES	0.00	0.00	0.00	0.00	0.00	0.00
141 E	72620	336	000	00013	000	MAINT & REPAIR EQUIP SSES	0.00	0.00	0.00	0.00	0.00	0.00
141 E	72620	336	000	00014	000	MAINT & REPAIR EQUIP WVES	0.00	0.00	1,221.71	0.00	-1,221.71	0.00
141 E	72620	336	000	00015	000	MAINT & REPAIR EQUIP DBHS	0.00	3,490.00	3,490.00	0.00	-3,490.00	0.00
141 E	72620	336	000	00016	000	MAINT & REPAIR EQUIP DCHS	0.00	0.00	92,618.76	0.00	-92,618.76	0.00
141 E	72620	336	000	00025	000	MAINT & REPAIR EQUIP RVES	0.00	1,647.50	8,433.30	0.00	-8,433.30	0.00
141 E	72620	399	000	00000	000	OTHER CONTRACTED SERVICES	500.00	0.00	0.00	0.00	500.00	0.00

Account Level		2021-22	January 2021-22	2021-22	Encumbered	Unexpended	2021-22
Fnd T Acct	Obj Prj Loc Prg Description	Budget	Monthly Activity	FYTD Activity	Amount	Balance - YTD Act	FYTD %
72620	MAINTENANCE OF PLANT						
141 E 72620 499 000 00000 000	OTHER SUPPLIES AND MATERIALS	450,000.00	34,103.16	183,345.09	0.00	266,654.91	40.74
141 E 72620 499 000 00002 000	OTHER SUPPLIES & MAT. ASBURY	0.00	0.00	866.70	0.00	-866.70	0.00
141 E 72620 499 000 00003 000	OTHER SUPPLIES & MAT. MIDWAY	0.00	0.00	2,028.27	0.00	-2,028.27	0.00
141 E 72620 499 000 00004 000	OTHER SUPPLIES & MAT. BCES	0.00	0.00	0.00	0.00	0.00	0.00
141 E 72620 499 000 00005 000	OTHER SUPPLIES & MAT. BCMS	0.00	0.00	0.00	0.00	0.00	0.00
141 E 72620 499 000 00006 000	OTHER SUPPLIES & MAT. GVES	0.00	0.00	0.00	0.00	0.00	0.00
141 E 72620 499 000 00007 000	OTHER SUPPLIES & MAT. FBES	0.00	0.00	1,243.00	0.00	-1,243.00	0.00
141 E 72620 499 000 00008 000	OTHER SUPPLIES & MAT. GES	0.00	0.00	3,176.00	0.00	-3,176.00	0.00
141 E 72620 499 000 00009 000	OTHER SUPPLIES & MAT. JES	0.00	0.00	0.00	0.00	0.00	0.00
141 E 72620 499 000 00010 000	OTHER SUPPLIES & MAT. JMS	0.00	0.00	0.00	0.00	0.00	0.00
141 E 72620 499 000 00011 000	OTHER SUPPLIES & MAT. LES	0.00	0.00	415.00	0.00	-415.00	0.00
141 E 72620 499 000 00012 000	OTHER SUPPLIES & MAT. SCES	0.00	0.00	349.28	0.00	-349.28	0.00
141 E 72620 499 000 00013 000	OTHER SUPPLIES & MAT. SSES	0.00	0.00	0.00	0.00	0.00	0.00
141 E 72620 499 000 00014 000	OTHER SUPPLIES & MAT. WVES	0.00	0.00	0.00	0.00	0.00	0.00
141 E 72620 499 000 00015 000	OTHER SUPPLIES & MAT. DBHS	0.00	0.00	0.00	0.00	0.00	0.00
141 E 72620 499 000 00016 000	OTHER SUPPLIES & MAT. DCHS	0.00	0.00	0.00	0.00	0.00	0.00
141 E 72620 499 000 00025 000	OTHER SUPPLIES & MAT. RVES	0.00	0.00	0.00	0.00	0.00	0.00
141 E 72620 599 000 00000 000	OTHER CHARGES	26,000.00	3,151.40	13,978.67	0.00	12,021.33	53.76
141 E 72620 701 000 00000 000	ADMINISTRATION EQUIPMENT	202,851.00	15,160.00	40,881.49	0.00	161,969.51	20.15
141 E 72620 --- --- ----- ---		2,123,993.00	193,674.35	1,110,070.43	0.00	1,013,922.57	52.26
		=====	=====	=====	=====	=====	=====
72710	STUDENT TRANSPORTATION						
141 E 72710 105 000 00000 000	SUPERVISOR/DIRECTOR	120,448.00	9,265.56	69,491.70	0.00	50,956.30	57.69
141 E 72710 142 000 00000 000	MECHANIC(S)	241,410.00	11,764.86	88,587.20	0.00	152,822.80	36.70
141 E 72710 146 000 00000 000	BUS DRIVERS	1,237,267.00	93,958.96	503,372.14	0.00	733,894.86	40.68
141 E 72710 189 000 00000 000	OTHER PERSONEL	0.00	0.00	0.00	0.00	0.00	0.00
141 E 72710 201 000 00000 000	SOCIAL SECURITY	99,146.00	6,434.22	37,423.80	0.00	61,722.20	37.75
141 E 72710 204 000 00000 000	STATE RETIREMENT	153,676.00	10,136.34	55,817.50	0.00	97,858.50	36.32
141 E 72710 206 000 00000 000	LIFE INSURANCE	1,517.00	82.50	1,104.00	0.00	413.00	72.78
141 E 72710 207 000 00000 000	MEDICAL INSURANCE	446,624.00	44,712.00	209,788.32	0.00	236,835.68	46.97
141 E 72710 212 000 00000 000	EMPLOYER MEDICARE	23,187.00	1,515.10	8,920.45	0.00	14,266.55	38.47
141 E 72710 307 000 00000 000	COMMUNICATION	750.00	54.94	327.33	0.00	422.67	43.64
141 E 72710 330 000 00000 000	OPERATING LEASE PAYMENTS	8,400.00	682.13	4,774.91	0.00	3,625.09	56.84
141 E 72710 399 000 00000 000	OTHER CONTRACTED SERVICES	5,000.00	0.00	2,180.00	0.00	2,820.00	43.60

Account Level		2021-22	January 2021-22	2021-22	Encumbered	Unexpended	2021-22
Fnd T Acct	Obj Prj Loc Prg Description	Budget	Monthly Activity	FYTD Activity	Amount	Balance - YTD Act	FYTD %
99100	TRANSFERS						
141 E 99100 316 000 00000 000	CONTRIBUTIONS TO DS	0.00	0.00	0.00	0.00	0.00	0.00
141 E 99100 590 000 00000 000	TRANSFERS TO OTHER FUNDS	260,000.00	260,000.00	260,000.00	0.00	0.00	100.00
141 E 99100 --- --- --- ---		260,000.00	260,000.00	260,000.00	0.00	0.00	100.00
		=====	=====	=====	=====	=====	=====
141 - --- --- --- ---		76,553,360.00	6,290,796.33	33,839,173.57	0.00	42,714,186.43	44.20

Number of Accounts: 671

***** End of report *****

Acct	Account Level Description	Amount
A	Asset	
11140	CASH WITH TRUSTEE D.	0.00
11140	CASH WITH TRUSTEE	23,617,821.52
11140		0.00
11140		1,066.23CR
11140		0.00
11300	INVESTMENTS	0.00
11410	ACCOUNTS RECEIVABLE	118,646.91
11420	Allowance for Doubtful Accts.	0.00
11430	DUE FROM OTHER GOVERNMENTS	3,335,829.15
11430	DUE FROM OTHER GOVERNMENTS	0.00
11440	DUE FROM OTHER FUNDS	56,447.86
11500	PROPERTY TAX RECEIVABLE	13,792,204.00
11510	ALLOWANCE FOR UNCOLL. PROPERTY	169,962.00CR
11600	PRE-PAID ITEMS	0.00
11820	CASH SHORTAGE	0.00
11890	OTHER CURRENT ASSETS	0.00
-----		40,749,921.21
		=====

L	Liability	
21100	ACCOUNTS PAYABLE	58,580.98CR
21100		0.00
21100		0.00
21200	ACCRUED PAYROLL	0.00
21300	PAYROLL ADJUSTMENTS	0.00
21310	INCOME TAX WITHHELD AND UNPAID	391.29
21320	SOCIAL SECURITY TAX	681.63
21325	EMPLOYEE MEDICARE DEDUCTION	197.80
21330	RETIREMENT CONTRIBUTIONS	567,796.09CR
21331	HYBRID EMPLOYER CONTRIBUTION	0.00
21339	STATE DENTAL PLAN	0.00
21340	MEDICAL INSURANCE CONTRIBUTION	640,483.91CR
21341	COLONIAL LIFE INS PAYABLE	0.00
21342	HARTFORD ROTH	0.00
21342	SOCIAL SECURITY	0.00
21342	STATE RETIREMENT	0.00
21342	MEDICAL INSURANCE	0.00
21342	MEDICARE	0.00
21343	AMERICAN FAMILY LIFE PAYABLE	585.16CR
21344	HORACE MANN LIFE INS PAYABLE	126.40
21345	CITIZENS SECURITY DENTAL	0.00
21346	WASHINGTON NATIONAL INS CO	0.00
21347	LIBERTY NATIONAL INS PAYABLE	0.00
21348	MEDICAL INSURANCE PAYABLE	664,608.92
21349	UNITED WAY	0.00
21350	NTA LIFE BUSINESS SERVICES	0.00
21351	HORACE MANN ANNUNTY PAYABLE	0.00
21352	TRANSAMERICA	0.00
21353	DAVIS VISION	0.00
21354	ONE AMERICA	4,890.24
21355	EDUCATIONAL PLANNING GROUP	0.00
21356	TRUSTMARK	0.00

Acct	Account Level Description	Amount
L	Liability	
21357	MODERN WOODMEN INS PAYABLE	0.00
21358	HYBRID-TAXED CONTRIBUTION	0.00
21359	HYBRID PRETAXED CONTRIBUTION	256.44CR
21360	GARNISHMENTS AND LEVIES	1,355.81CR
21361	CENTRAL STATES HEALTH & LIFE C	0.00
21362	USABLE LIFE	0.00
21362	SOCIAL SECURITY	0.00
21362	STATE RETIREMENT	0.00
21362	MEDICAL INSURANCE	0.00
21362	MEDICARE	0.00
21363	MISCELLANEOUS DEDUCTIONS	0.00
21364	LEGAL SHIELD	0.00
21365	WAGWORKS	0.00
21365	WAGWORKS	0.00
21366	VALU TEACHERS	0.00
21367	LIFE INSURANCE OF ALABAMA	0.00
21370	AIG RETIREMENT (VALIC)	0.00
21380	CREDIT UNION DEDUCTIONS	100.00CR
21390	NEA TEA WCEA DUES	0.00
21392	OTHER P/R DED.-MED PUT PLUS	5.70CR
21500	DUE TO OTHER FUNDS	310.97CR
21510	DUE TO PRIMARY GOVERNMENT	0.00
21600	DUE TO GENERAL GOVERNMENT	0.00
21900	DUE TO PTO	0.00
29940	DEFERRED CURRENT PROP. TAXES	13,407,919.00CR
29945	DEF. DELINQUENT PROPERTY TAXES	196,088.00CR
-----		14,202,585.78CR
		=====

Q	Equity	
34110	PURCHASE ORDERS PAYABLE	0.00
34111	RESERVE FOR ENCUMBRANCE	0.00
34120	ENCUMBRANCE PRIOR YEAR	0.00
34240	PRE-PAID ITEMS	0.00
34555	RESTRICTED FOR EDUCATION	0.00
34560	RESTRICTED FOR EDUCATION - CL	0.00
34587	RESTRCT FOR HYBRID RETIR SRT	206,199.00CR
34755	ASSIGNED FOR EDUCATION - NISWO	0.00
34760	ASSIGNED FOR INSTRUCTION - RET	0.00
34765	ASSIGNED FOR SUPPORT SERVICES	4,375,862.00CR
34770	ASSIGNED FOR OPERATION NON-INS	0.00
34775	ASSIGNED FOR CAPITAL OUTLAY	0.00
34780	ASSIGNED FOR EDUCATION - CASH	2,060,000.00CR
39000	REV EXP SUMMARY FLOW THROUGH	19,906,340.66CR
39000		1,066.23
39000		0.00
39999	UNDESIGNATED FUND BALANCE	0.00
-----		26,547,335.43CR
		=====

Acct	Account Level Description	Amount
	Grand Asset Totals	40,749,921.21
	Grand Liability Tota	14,202,585.78CR
	Grand Equity Totals	26,547,335.43CR
	Grand Totals	0.00

Number of Accounts: 91

***** End of report *****

CHECK CHECK							
FND	ACCT	OBJ	PRJ	NUMBER	DATE	VENDOR	AMOUNT
142	72130	524	800	142217509	01/05/2022	BRITTON, LESLIE	205.86
142	71100	429	934	142217510	01/05/2022	ENA SERVICES LLC	16,124.16
142	71100	429	934	142217510	01/05/2022	ENA SERVICES LLC	1,837.68
142	71100	429	934	142217512	01/05/2022	GALLOPADE INTERNATIO	35,227.24
142	71100	429	934	142217512	01/05/2022	GALLOPADE INTERNATIO	35,227.25
142	72120	735	940	142217513	01/05/2022	GOVCONNECTION, INC	7,918.06
142	72610	720	934	142217514	01/05/2022	HOME DEPOT PRO	37,179.00
142	72130	524	800	142217515	01/05/2022	LEWIS, JACOB	205.86
142	72210	355	010	142217516	01/05/2022	MORELOCK, KHRIS	63.45
142	72130	524	800	142217517	01/05/2022	READ HOUSE	748.25
142	72130	524	800	142217518	01/05/2022	THE READ HOUSE	748.25
142	72120	399	934	142217594	01/07/2022	FRONTIER HEALTH	10,000.00
142	72120	399	934	142217594	01/07/2022	FRONTIER HEALTH	10,000.00
142	72210	524	937	142217595	01/07/2022	INST FOR MULTI SENSO	1,275.00
142	72220	499	900	142217596	01/07/2022	PRO-ED	136.40
142	72120	355	940	142217597	01/12/2022	ABBOTT, SHELTON	3.76
142	72220	524	901	142217598	01/12/2022	AMY BUIE LLC	2,600.00
142	72130	524	800	142217599	01/12/2022	BANKCARD CENTER	338.81
142	72130	524	440	142217600	01/12/2022	EMBASSY SUITES CHARL	1,498.24
142	72210	524	950	142217602	01/12/2022	GILDER LEHRMAN INSTI	3,500.00
142	71100	429	100	142217603	01/12/2022	GOVCONNECTION, INC	998.00
142	72130	524	440	142217604	01/12/2022	LEAVING THE VILLAGE	1,500.00
142	71100	499	937	142217607	01/12/2022	STAPLES	2,143.90
142	71200	725	900	142217609	01/12/2022	TENNESSEE OFFICE SUP	480.00
142	72210	355	010	142217610	01/12/2022	WHITAKER, JERRY	6.11
142	72210	524	100	142209517	01/15/2022	ADAMS, RACHEL	-132.00
142	72210	524	200	142199615	01/15/2022	ADAMS, RACHEL	-88.00
142	72220	524	900	142209518	01/15/2022	ALOFT NASHVILLE WEST	-2,349.72
142	72210	524	100	142201373	01/15/2022	BURGNER, JESSICA	-88.00
142	72210	355	010	142212073	01/15/2022	BURLESON, MARTHA	-15.04
142	72210	524	200	142206130	01/15/2022	CAMPBELL, ERIC	-18.00
142	72210	429	932	142213339	01/15/2022	EDUMOTION	-364.52
142	72220	524	900	142203465	01/15/2022	FRONTIER HEALTH	-85.00
142	72210	524	100	142201388	01/15/2022	GRAY, JAMES	-50.00
142	72210	524	100	142201388	01/15/2022	GRAY, JAMES	-94.00
142	72250	524	440	142209856	01/15/2022	GRAY, SHANNON	-126.00
142	72210	524	200	142199608	01/15/2022	HALLIBURTON, KIMBER	-88.00
142	72210	524	200	142199608	01/15/2022	HALLIBURTON, KIMBER	-282.00
142	72130	524	800	142202077	01/15/2022	HAMPTON INN	-271.32
142	72210	524	200	142199609	01/15/2022	HARRELL, KELLEY	-88.00
142	72210	524	200	142201152	01/15/2022	HARRELL, KELLEY	-36.00
142	72210	524	200	142203253	01/15/2022	HARRELL, KELLEY	-36.00
142	72210	524	200	142202078	01/15/2022	HOTEL PRESTON	-255.48
142	72210	524	200	142199610	01/15/2022	HUGHES, JORDAN	-88.00
142	72210	524	200	142199611	01/15/2022	HUMPHRIES, CATHY	-88.00
142	72210	524	100	142201393	01/15/2022	HUMPHRIES, CATHY	-50.00
142	72210	524	100	142201393	01/15/2022	HUMPHRIES, CATHY	-94.00
142	72220	499	900	142206779	01/15/2022	JUST LABCOATS	-84.95
142	72210	524	200	142199612	01/15/2022	KEYS, ASHLEY	-88.00
142	72130	524	800	142200307	01/15/2022	LA QUINTA INN	-103.00
142	72210	524	200	142199613	01/15/2022	MCKEE, BRANDON	-88.00
142	72210	524	200	142199613	01/15/2022	MCKEE, BRANDON	-282.00
142	72210	524	010	142210080	01/15/2022	PARK VISTA HOTEL	-96.00
142	72210	524	200	142199614	01/15/2022	PATTERSON, ERIKA	-88.00
142	72210	524	100	142210082	01/15/2022	PETERS, JENEE	-88.00
142	72220	399	910	142201412	01/15/2022	PHYSICAL THERAPY SER	-1,380.00

CHECK CHECK							
FND	ACCT	OBJ	PRJ	NUMBER	DATE	VENDOR	AMOUNT
142	72220	399	910	142201412	01/15/2022	PHYSICAL THERAPY SER	-1,680.00
142	72210	524	200	142203741	01/15/2022	SANDERS, DAISY	-84.00
142	72210	524	200	142206787	01/15/2022	SANDERS, DAISY	-36.00
142	72210	524	200	142207696	01/15/2022	SANDERS, DAISY	-54.00
142	72210	524	171	142208185	01/15/2022	SHAPIRO, ALLISON	-94.00
142	72210	524	010	142201868	01/15/2022	WHITAKER, JERRY	-119.00
142	72210	524	200	142199616	01/15/2022	WILLIAMS, STEPHAN	-88.00
142	72210	524	200	142199617	01/15/2022	WRIGHT, PEGGY	-88.00
142	72220	524	900	142217695	01/21/2022	HILTON GARDEN INN	2,813.32
142	71200	429	900	142217696	01/21/2022	LITERACY RESOURCES L	264.57
142	71200	429	900	142217697	01/21/2022	MULTI-HEALTH SYSTEMS	193.08
142	72220	499	900	142217698	01/21/2022	PAR INC	147.40
142	71200	429	900	142217699	01/21/2022	US POST OFFICE	58.00
142	72220	499	901	142217791	01/27/2022	ABLENET INC	270.00
142	72130	524	440	142217794	01/27/2022	CHURCHWELL, TARA	94.00
142	72130	524	440	142217794	01/27/2022	CHURCHWELL, TARA	60.00
142	72130	524	440	142217795	01/27/2022	COMBS, MATT	60.00
142	72130	524	440	142217795	01/27/2022	COMBS, MATT	94.00
142	72130	524	440	142217796	01/27/2022	GRAY, JAMES	94.00
142	72130	524	440	142217796	01/27/2022	GRAY, JAMES	60.00
142	71100	471	934	142217797	01/27/2022	IXL LEARNING	20,672.00
142	71100	471	934	142217797	01/27/2022	IXL LEARNING	6,413.00
142	71100	429	100	142217798	01/27/2022	LEARNING A-Z	129.21
142	71100	471	937	142217799	01/27/2022	LEXIA LEARNING	9,900.00
142	72130	524	440	142217800	01/27/2022	MERRIMAN, MARK	60.00
142	72130	524	440	142217800	01/27/2022	MERRIMAN, MARK	94.00
142	72130	499	100	142217802	01/27/2022	SCHOLASTIC READING C	50.00
142	72130	499	100	142217802	01/27/2022	SCHOLASTIC READING C	425.00
142	72220	499	900	142217803	01/27/2022	TENNESSEE OFFICE SUP	495.49
142	72220	499	901	142217804	01/27/2022	TFH (USA) LTD	116.15
Totals for checks							203,200.47

FUND SUMMARY

<u>FUND</u>	<u>DESCRIPTION</u>	<u>BALANCE SHEET</u>	<u>REVENUE</u>	<u>EXPENSE</u>	<u>TOTAL</u>
142	SCHOOL FEDERAL PROJECTS	0.00	0.00	203,200.47	203,200.47
***	Fund Summary Totals ***	0.00	0.00	203,200.47	203,200.47

***** End of report *****

Fnd T	Acct	Obj	Prj	Loc	Prg	Account Level Description	2021-22 Budget	January 2021-22 Monthly Activity	2021-22 FYTD Activity	Encumbered Amount	Unexpended Balance - YTD Act	2021-22 FYTD %
010						CONSOLIDATED ADMINISTRATION						
142	E	72210	105	010	00001	000 SUPERVISOR/DIRECTOR	89,657.00	7,533.43	52,734.01	0.00	36,922.99	58.82
142	E	72210	161	010	00001	000 SECRETARY(S)	0.00	0.00	0.00	0.00	0.00	0.00
142	E	72210	162	010	00001	000 CLERICAL PERSONNEL	43,784.00	3,368.00	25,260.00	0.00	18,524.00	57.69
142	E	72210	189	010	00000	000 OTHER SALARIES & WAGES	60,788.00	0.00	0.00	0.00	60,788.00	0.00
142	E	72210	189	010	00001	000 OTHER SALARIES & WAGES	0.00	5,065.67	35,459.69	0.00	-35,459.69	0.00
142	E	72210	201	010	00000	000	12,088.00	0.00	0.00	0.00	12,088.00	0.00
142	E	72210	201	010	00001	000 SOCIAL SECURITY	0.00	918.40	6,680.37	0.00	-6,680.37	0.00
142	E	72210	204	010	00000	000	19,780.00	0.00	0.00	0.00	19,780.00	0.00
142	E	72210	204	010	00001	000 STATE RETIREMENT	0.00	1,621.36	11,511.35	0.00	-11,511.35	0.00
142	E	72210	207	010	00000	000	32,076.00	0.00	0.00	0.00	32,076.00	0.00
142	E	72210	207	010	00001	000 MEDICAL INSURANCE	0.00	3,207.60	15,591.60	0.00	-15,591.60	0.00
142	E	72210	212	010	00000	000	2,827.00	0.00	0.00	0.00	2,827.00	0.00
142	E	72210	212	010	00001	000 EMPLOYER MEDICARE	0.00	214.78	1,562.28	0.00	-1,562.28	0.00
142	E	72210	336	010	00000	000 MAINTENANCE AND REPAIR SERVICE	0.00	0.00	0.00	0.00	0.00	0.00
142	E	72210	355	010	00000	000 TRAVEL	10,000.00	-58.28	619.41	0.00	9,380.59	6.19
142	E	72210	499	010	00000	000 OTHER SUPPLIES AND MATERIALS	10,000.00	-489.00	1,226.85	0.00	8,773.15	12.27
142	E	72210	524	010	00000	000 IN SERVICE / STAFF DEVELOPMENT	9,000.00	-323.36	814.56	0.00	8,185.44	9.05
142	E	99100	504	010	00008	000 INDIRECT COST	4,000.00	0.00	0.00	0.00	4,000.00	0.00
					010		294,000.00	21,058.60	151,460.12	0.00	142,539.88	51.52

Fnd T Acct	Obj Prj Loc	Prg	Account Level Description	2021-22 Budget	January 2021-22 Monthly Activity	2021-22 FYTD Activity	Encumbered Amount	Unexpended Balance - YTD Act	2021-22 FYTD %
100			TITLE I						
142 E	71100 116 100	00000 000	TEACHERS	827,781.00	67,631.82	341,971.60	0.00	485,809.40	41.31
142 E	71100 163 100	00000 000	EDUCATIONAL ASSISTANTS	261,648.00	13,041.89	67,642.16	0.00	194,005.84	25.85
142 E	71100 189 100	00000 000	OTHER SALARIES & WAGES	58,500.00	495.00	2,376.00	0.00	56,124.00	4.06
142 E	71100 195 100	00000 000	CERTIFIED SUBSTITUTE TEACHERS	0.00	0.00	0.00	0.00	0.00	0.00
142 E	71100 201 100	00000 000	SOCIAL SECURITY	71,172.00	4,541.18	22,908.53	0.00	48,263.47	32.19
142 E	71100 204 100	00000 000	STATE RETIREMENT	116,431.00	7,485.62	39,182.71	0.00	77,248.29	33.65
142 E	71100 207 100	00000 000	MEDICAL INSURANCE	249,492.00	19,158.00	89,056.80	0.00	160,435.20	35.70
142 E	71100 212 100	00000 000	EMPLOYER MEDICARE	16,645.00	1,076.83	5,485.46	0.00	11,159.54	32.96
142 E	71100 311 100	00000 000	CONTRACTS WITH OTHER SCHOOL SY	0.00	0.00	0.00	0.00	0.00	0.00
142 E	71100 336 100	00000 000	MAINTENANCE AND REPAIR SERVICE	0.00	0.00	0.00	0.00	0.00	0.00
142 E	71100 429 100	00000 000	INSTRUCTIONAL SUPPLIES & MATER	34,849.00	1,127.21	5,990.14	0.00	28,858.86	17.19
142 E	71100 499 100	00000 000	OTHER SUPPLIES AND MATERIALS	0.00	0.00	0.00	0.00	0.00	0.00
142 E	71100 722 100	00000 000	REGULAR INSTRUCTION EQUIPMENT	0.00	0.00	0.00	0.00	0.00	0.00
142 E	72130 189 100	00000 000	OTHER SALARIES & WAGES	0.00	0.00	0.00	0.00	0.00	0.00
142 E	72130 201 100	00000 000	SOCIAL SECURITY	0.00	0.00	0.00	0.00	0.00	0.00
142 E	72130 204 100	00000 000	STATE RETIREMENT	0.00	0.00	0.00	0.00	0.00	0.00
142 E	72130 207 100	00000 000	MEDICAL INSURANCE	0.00	0.00	0.00	0.00	0.00	0.00
142 E	72130 212 100	00000 000	EMPLOYER MEDICARE	0.00	0.00	0.00	0.00	0.00	0.00
142 E	72130 499 100	00000 000	OTHER SUPPLIES AND MATERIALS	22,000.00	475.00	3,620.52	0.00	18,379.48	16.46
142 E	72130 599 100	00000 000	OTHER CHARGES	5,000.00	0.00	0.00	0.00	5,000.00	0.00
142 E	72210 189 100	00000 000	OTHER SALARIES & WAGES	13,200.00	0.00	0.00	0.00	13,200.00	0.00
142 E	72210 195 100	00000 000	CERTIFIED SUBSTITUTE TEACHERS	0.00	0.00	0.00	0.00	0.00	0.00
142 E	72210 201 100	00000 000	SOCIAL SECURITY	818.00	0.00	0.00	0.00	818.00	0.00
142 E	72210 204 100	00000 000	STATE RETIREMENT	1,360.00	0.00	0.00	0.00	1,360.00	0.00
142 E	72210 207 100	00000 000	MEDICAL INSURANCE	0.00	0.00	0.00	0.00	0.00	0.00
142 E	72210 212 100	00000 000	EMPLOYER MEDICARE	191.00	0.00	0.00	0.00	191.00	0.00
142 E	72210 355 100	00000 000	TRAVEL	0.00	0.00	0.00	0.00	0.00	0.00
142 E	72210 524 100	00000 000	IN SERVICE / STAFF DEVELOPMENT	17,000.00	-596.00	-221.07	0.00	17,221.07	-1.30
142 E	72210 599 100	00000 000	OTHER CHARGES	0.00	0.00	0.00	0.00	0.00	0.00
142 E	99100 504 100	00008 000	INDIRECT COST	31,225.23	0.00	0.00	0.00	31,225.23	0.00
142 E	99100 590 100	00000 000	TRANSFERS OUT	0.00	0.00	0.00	0.00	0.00	0.00
				<u>1,727,312.23</u>	<u>114,436.55</u>	<u>578,012.85</u>	<u>0.00</u>	<u>1,149,299.38</u>	<u>33.46</u>

Fnd T Acct	Obj Prj Loc	Prg	Account Level Description	2021-22 Budget	January 2021-22 Monthly Activity	2021-22 FYTD Activity	Encumbered Amount	Unexpended Balance - YTD Act	2021-22 FYTD %
160			TITLE I-D						
142 E 71100 429 160 00000 000			INSTRUCTIONAL SUPPLIES & MATER	30,006.97	0.00	0.00	0.00	30,006.97	0.00
142 E 71100 499 160 00000 000			OTHER SUPPLIES AND MATERIALS	16,000.00	0.00	11,249.00	0.00	4,751.00	70.31
142 E 72210 499 160 00000 000			OTHER SUPPLIES AND MATERIALS	0.00	0.00	0.00	0.00	0.00	0.00
142 E 72210 524 160 00000 000			IN-SERVICE / STAFF DEVELOPMENT	5,500.00	0.00	0.00	0.00	5,500.00	0.00
142 E 99100 504 160 00000 000			INDIRECT COST	2,500.00	0.00	0.00	0.00	2,500.00	0.00
	160			54,006.97	0.00	11,249.00	0.00	42,757.97	20.83

Account Level		2021-22	January 2021-22	2021-22	Encumbered	Unexpended	2021-22
Fnd T Acct	Obj Prj Loc Prg Description	Budget	Monthly Activity	FYTD Activity	Amount	Balance - YTD Act	FYTD %
171	ADD. TARGETED SUPPORT & IMPROV						
142 E 71100 195 171 00000 000	CERTIFIED SUBSTITUTE TEACHERS	0.00	0.00	0.00	0.00	0.00	0.00
142 E 71100 201 171 00000 000	SOCIAL SECURITY	0.00	0.00	0.00	0.00	0.00	0.00
142 E 71100 212 171 00000 000	MEDICARE	0.00	0.00	0.00	0.00	0.00	0.00
142 E 71100 429 171 00000 000	INSTRUCTIONAL SUPPLIES AND MAT	0.00	0.00	0.00	0.00	0.00	0.00
142 E 71100 499 171 00000 000	OTHER SUPPLIES AND MATERIALS	4,277.12	0.00	4,277.12	0.00	0.00	100.00
142 E 72210 196 171 00000 000	IN SERVICE TRAINING	0.00	0.00	0.00	0.00	0.00	0.00
142 E 72210 524 171 00000 000	IN-SERVICE / STAFF DEVELOPMENT	8,308.50	-94.00	8,214.50	0.00	94.00	98.87
142 E 99100 504 171 00000 000	INDIRECT COST	214.04	0.00	214.04	0.00	0.00	100.00
	171	12,799.66	-94.00	12,705.66	0.00	94.00	99.27

Fnd T Acct	Obj Prj Loc	Prg	Account Level Description	2021-22 Budget	January 2021-22 Monthly Activity	2021-22 FYTD Activity	Encumbered Amount	Unexpended Balance - YTD Act	2021-22 FYTD %
200			TITLE II - A						
142 E 71100 116 200 00000 000			TEACHERS	41,189.00	3,244.57	16,222.78	0.00	24,966.22	39.39
142 E 71100 195 200 00000 000			CERTIFIED SUBSTITUTE TEACHERS	0.00	0.00	0.00	0.00	0.00	0.00
142 E 71100 201 200 00000 000			SOCIAL SECURITY	2,554.00	201.16	1,005.80	0.00	1,548.20	39.38
142 E 71100 204 200 00000 000			STATE RETIREMENT	4,242.00	292.02	1,460.09	0.00	2,781.91	34.42
142 E 71100 207 200 00000 000			MEDICAL INSURANCE	11,640.00	0.00	0.00	0.00	11,640.00	0.00
142 E 71100 212 200 00000 000			EMPLOYER MEDICARE	597.00	47.05	235.25	0.00	361.75	39.41
142 E 72210 138 200 00010 000			INSTR COMPUTER PERSONNEL	110,470.00	4,619.25	32,269.43	0.00	78,200.57	29.21
142 E 72210 189 200 00000 000			OTHER SALARIES & WAGES	11,880.00	0.00	1,980.00	0.00	9,900.00	16.67
142 E 72210 195 200 00000 000			CERTIFIED SUBSTITUTE TEACHERS	0.00	0.00	0.00	0.00	0.00	0.00
142 E 72210 201 200 00000 000			SOCIAL SECURITY	8,200.00	0.00	122.76	0.00	8,077.24	1.50
142 E 72210 201 200 00010 000				0.00	265.64	1,886.26	0.00	-1,886.26	0.00
142 E 72210 204 200 00000 000			STATE RETIREMENT	13,657.00	0.00	203.94	0.00	13,453.06	1.49
142 E 72210 204 200 00010 000				0.00	475.78	3,323.74	0.00	-3,323.74	0.00
142 E 72210 207 200 00000 000			MEDICAL INSURANCE	17,316.00	0.00	4,496.40	0.00	12,819.60	25.97
142 E 72210 207 200 00010 000				0.00	1,164.00	6,633.60	0.00	-6,633.60	0.00
142 E 72210 212 200 00000 000			EMPLOYER MEDICARE	1,918.00	0.00	28.73	0.00	1,889.27	1.50
142 E 72210 212 200 00010 000				0.00	62.12	441.14	0.00	-441.14	0.00
142 E 72210 355 200 00000 000			TRAVEL	0.00	0.00	0.00	0.00	0.00	0.00
142 E 72210 499 200 00000 000			OTHER SUPPLIES AND MATERIALS	0.00	0.00	0.00	0.00	0.00	0.00
142 E 72210 524 200 00000 000			IN SERVICE / STAFF DEVELOPMENT	166,083.24	-1,963.48	29,606.27	0.00	136,476.97	17.83
142 E 99100 504 200 00008 000			INDIRECT COST	14,000.00	0.00	0.00	0.00	14,000.00	0.00
142 E 99100 590 200 00000 000			TRANSFERS OUT	0.00	0.00	0.00	0.00	0.00	0.00
				<u>403,746.24</u>	<u>8,408.11</u>	<u>99,916.19</u>	<u>0.00</u>	<u>303,830.05</u>	<u>24.75</u>

Fnd T Acct	Obj Prj Loc	Prg	Account Level Description	2021-22 Budget	January 2021-22 Monthly Activity	2021-22 FYTD Activity	Encumbered Amount	Unexpended Balance - YTD Act	2021-22 FYTD %
440			TITLE IV						
142 E 71100 429 440 00000 000			INSTRUCTIONAL SUPPLIES & MAT.	0.00	0.00	0.00	0.00	0.00	0.00
142 E 71150 116 440 00000 000			TEACHERS	27,761.00	0.00	0.00	0.00	27,761.00	0.00
142 E 71150 201 440 00000 000			SOCIAL SECURITY	1,721.00	0.00	0.00	0.00	1,721.00	0.00
142 E 71150 204 440 00000 000			STATE RETIREMENT	2,859.00	0.00	0.00	0.00	2,859.00	0.00
142 E 71150 207 440 00000 000			MEDICAL INSURANCE	0.00	0.00	0.00	0.00	0.00	0.00
142 E 71150 212 440 00000 000			MEDICARE	403.00	0.00	0.00	0.00	403.00	0.00
142 E 71150 429 440 00000 000			INSTRUCTIONAL SUPPLIES AND MAT	2,000.18	0.00	0.00	0.00	2,000.18	0.00
142 E 72130 123 440 00000 000			GUIDANCE PERSONNEL	52,918.00	4,586.25	22,931.25	0.00	29,986.75	43.33
142 E 72130 201 440 00000 000			SOCIAL SECURITY	3,281.00	262.81	1,314.65	0.00	1,966.35	40.07
142 E 72130 204 440 00000 000			STATE RETIREMENT	5,451.00	472.38	2,361.90	0.00	3,089.10	43.33
142 E 72130 207 440 00000 000			MEDICAL INSURANCE	9,360.00	936.00	4,612.80	0.00	4,747.20	49.28
142 E 72130 212 440 00000 000			EMPLOYER MEDICARE	767.00	61.46	307.46	0.00	459.54	40.09
142 E 72130 499 440 00000 000			OTHER SUPPLIES & MATERIALS	0.00	0.00	0.00	0.00	0.00	0.00
142 E 72130 524 440 00000 000			IN SERVICE / STAFF DEVELOPMENT	7,000.00	3,614.24	3,614.24	0.00	3,385.76	51.63
142 E 72130 599 440 00000 000			OTHER CHARGES	0.00	0.00	0.00	0.00	0.00	0.00
142 E 72250 105 440 00000 000			SUPERVISOR / DIRECTOR	0.00	0.00	0.00	0.00	0.00	0.00
142 E 72250 524 440 00000 000			IN-SERVICE / STAFF DEVELOPMENT	3,600.00	-126.00	-126.00	0.00	3,726.00	-3.50
142 E 72250 790 440 00000 000			OTHER EQUIPMENT	0.00	0.00	0.00	0.00	0.00	0.00
142 E 72710 201 440 00000 000				0.00	0.00	0.00	0.00	0.00	0.00
142 E 72710 204 440 00000 000				0.00	0.00	0.00	0.00	0.00	0.00
142 E 72710 212 440 00000 000				0.00	0.00	0.00	0.00	0.00	0.00
142 E 72710 599 440 00000 000			OTHER CHARGES	0.00	0.00	0.00	0.00	0.00	0.00
142 E 99100 504 440 00000 000			INDIRECT COST	6,000.00	0.00	0.00	0.00	6,000.00	0.00
			440	123,121.18	9,807.14	35,016.30	0.00	88,104.88	28.44

Account Level						2021-22	January 2021-22	2021-22	Encumbered	Unexpended	2021-22
Fnd T Acct	Obj	Prj	Loc	Prg	Description	Budget	Monthly Activity	FYTD Activity	Amount	Balance - YTD Act	FYTD %
700					ARP HOMELESS 2.0						
142 E	72130	189	700	00000	000 OTHER SALARIES AND WAGES	5,136.00	0.00	0.00	0.00	5,136.00	0.00
142 E	72130	201	700	00000	000 SOCIAL SECURITY	318.43	0.00	0.00	0.00	318.43	0.00
142 E	72130	204	700	00000	000 STATE RETIREMENT	529.63	0.00	0.00	0.00	529.63	0.00
142 E	72130	212	700	00000	000 MEDICARE	74.47	0.00	0.00	0.00	74.47	0.00
142 E	72130	307	700	00000	000 COMMUNICATION	24,000.00	0.00	0.00	0.00	24,000.00	0.00
142 E	72130	499	700	00000	000 OTHER SUPPLIES AND MATERIALS	54,519.01	0.00	0.00	0.00	54,519.01	0.00
142 E	72710	425	700	00000	000 GASOLINE & LUBRICANTS	24,000.00	0.00	0.00	0.00	24,000.00	0.00
					700	108,577.54	0.00	0.00	0.00	108,577.54	0.00

Fnd T	Acct	Obj	Prj	Loc	Prg	Account Level Description	2021-22 Budget	January Monthly Activity	2021-22 FYTD Activity	Encumbered Amount	Unexpended Balance - YTD Act	2021-22 FYTD %
800						CARL PERKINS						
142	E	71300	116	800	00021	000 TEACHERS	0.00	0.00	0.00	0.00	0.00	0.00
142	E	71300	189	800	00021	000 OTHER SALARIES & WAGES	3,600.26	0.00	0.00	0.00	3,600.26	0.00
142	E	71300	201	800	00021	000 SOCIAL SECURITY	275.40	0.00	0.00	0.00	275.40	0.00
142	E	71300	204	800	00021	000 STATE RETIREMENT	180.00	0.00	0.00	0.00	180.00	0.00
142	E	71300	207	800	00021	000 MEDICAL INSURANCE	164.40	0.00	0.00	0.00	164.40	0.00
142	E	71300	212	800	00021	000 EMPLOYER MEDICARE	51.00	0.00	0.00	0.00	51.00	0.00
142	E	71300	429	800	00000	000 INSTRUCTIONAL SUPPLIES & MATER	36,655.63	0.00	35,885.14	0.00	770.49	97.90
142	E	71300	499	800	00000	000 OTHER SUPPLIES AND MATERIALS	10,000.00	0.00	11,530.00	0.00	-1,530.00	115.30
142	E	71300	599	800	00000	000 OTHER CHARGES	0.00	0.00	0.00	0.00	0.00	0.00
142	E	71300	730	800	00000	000 VOCATIONAL INSTRUCTION EQUIPME	75,000.00	0.00	14,595.07	0.00	60,404.93	19.46
142	E	72130	146	800	00000	000 BUS DRIVERS	0.00	0.00	0.00	0.00	0.00	0.00
142	E	72130	355	800	00000	000 TRAVEL	2,951.00	0.00	387.80	0.00	2,563.20	13.14
142	E	72130	399	800	00000	000 OTHER CONTRACTED SERVICES	0.00	0.00	0.00	0.00	0.00	0.00
142	E	72130	524	800	00000	000 IN SERVICE / STAFF DEVELOPMENT	7,107.00	1,872.71	3,913.98	0.00	3,193.02	55.07
142	E	72230	162	800	00000	000 CLERICAL PERSONNEL	2,400.18	0.00	0.00	0.00	2,400.18	0.00
142	E	72230	201	800	00000	000 SOCIAL SECURITY	183.60	0.00	0.00	0.00	183.60	0.00
142	E	72230	204	800	00000	000 STATE RETIREMENT	120.00	0.00	0.00	0.00	120.00	0.00
142	E	72230	207	800	00000	000 MEDICAL INSURANCE	109.60	0.00	0.00	0.00	109.60	0.00
142	E	72230	212	800	00000	000 MEDICARE	34.00	0.00	0.00	0.00	34.00	0.00
142	E	72230	599	800	00000	000	0.00	0.00	0.00	0.00	0.00	0.00
142	E	99100	504	800	00008	000 INDIRECT COST	3,293.73	0.00	0.00	0.00	3,293.73	0.00
142	E	99100	590	800	00008	000 TRANS. OUT - INDIRECT COST	0.00	0.00	0.00	0.00	0.00	0.00
						800	142,125.80	1,872.71	66,311.99	0.00	75,813.81	46.66

Fnd T Acct		Obj	Prj	Loc	Prg	Account Level Description	2021-22 Budget	January 2021-22 Monthly Activity	2021-22 FYTD Activity	Encumbered Amount	Unexpended Balance - YTD Act	2021-22 FYTD %
892		STATE DISCRETIONARY - PRESCHOO										
142	E	71200	195	892	00000	000	CERTIFIED SUBSTITUTE TEACHERS	0.00	0.00	0.00	0.00	0.00
142	E	71200	429	892	00000	000	INSTRUCTIONAL SUPPLIES & MATER	0.00	0.00	0.00	0.00	0.00
142	E	71200	725	892	00000	000	SPECIAL EDUCATION EQUIPMENT	0.00	0.00	0.00	0.00	0.00
142	E	72220	355	892	00000	000	TRAVEL	0.00	0.00	0.00	0.00	0.00
142	E	72220	524	892	00000	000	IN SERVICE / STAFF DEVELOPMENT	0.00	0.00	0.00	0.00	0.00
142	E	99100	504	892	00000	000	INDIRECT COST	0.00	0.00	0.00	0.00	0.00
							892	0.00	0.00	0.00	0.00	0.00

				Account Level	2021-22	January 2021-22	2021-22	Encumbered	Unexpended	2021-22
Fnd T Acct	Obj Prj Loc	Prg	Description		Budget	Monthly Activity	FYTD Activity	Amount	Balance - YTD Act	FYTD %
899				IDEA SUSTAINABILITY GRANT						
142 E	71200 195 899	00000 000	CERTIFIED SUBSTITUTE TEACHERS		0.00	0.00	0.00	0.00	0.00	0.00
142 E	71200 201 899	00000 000	SOCIAL SECURITY		0.00	0.00	0.00	0.00	0.00	0.00
142 E	71200 204 899	00000 000	STATE RETIREMENT		0.00	0.00	0.00	0.00	0.00	0.00
142 E	71200 212 899	00000 000	EMPLOYER MEDICARE		0.00	0.00	0.00	0.00	0.00	0.00
142 E	71200 429 899	00000 000	INSTRUCTIONAL SUPPLIES & MATER		22,405.62	0.00	22,381.00	0.00	24.62	99.89
142 E	71200 725 899	00000 000	SPECIAL EDUCATION EQUIPMENT		0.00	0.00	0.00	0.00	0.00	0.00
142 E	72220 196 899	00000 000	IN SERVICE TRAINING		0.00	0.00	0.00	0.00	0.00	0.00
142 E	72220 196 899	00020 000	IN SERVICE TRAINING		0.00	0.00	0.00	0.00	0.00	0.00
142 E	72220 201 899	00000 000	SOCIAL SECURITY		0.00	0.00	0.00	0.00	0.00	0.00
142 E	72220 204 899	00000 000	STATE RETIREMENT		0.00	0.00	0.00	0.00	0.00	0.00
142 E	72220 212 899	00000 000	EMPLOYER MEDICARE		0.00	0.00	0.00	0.00	0.00	0.00
142 E	72220 524 899	00000 000	IN-SERVICE / STAFF DEVELOPMENT		13,850.00	0.00	10,849.90	0.00	3,000.10	78.34
					<u>36,255.62</u>	<u>0.00</u>	<u>33,230.90</u>	<u>0.00</u>	<u>3,024.72</u>	<u>91.66</u>

Fnd T Acct	Obj Prj Loc	Prg	Account Level Description	2021-22 Budget	January 2021-22 Monthly Activity	2021-22 FYTD Activity	Encumbered Amount	Unexpended Balance - YTD Act	2021-22 FYTD %
900			IDEA PART- B						
142 E 71200	116 900	00000 000	TEACHERS	110,192.00	8,420.01	41,786.13	0.00	68,405.87	37.92
142 E 71200	163 900	00000 000	EDUCATIONAL ASSISTANTS	920,351.04	56,421.07	376,622.12	0.00	543,728.92	40.92
142 E 71200	171 900	00000 000	SPEECH PATHOLOGIST	45,630.00	3,801.09	19,005.45	0.00	26,624.55	41.65
142 E 71200	189 900	00000 000	OTHER SALARIES & WAGES	0.00	0.00	0.00	0.00	0.00	0.00
142 E 71200	201 900	00000 000	SOCIAL SECURITY	61,185.00	3,797.50	24,701.39	0.00	36,483.61	40.37
142 E 71200	204 900	00000 000	STATE RETIREMENT	95,916.00	5,152.67	34,337.62	0.00	61,578.38	35.80
142 E 71200	207 900	00000 000	MEDICAL INSURANCE	365,777.00	26,752.80	142,228.00	0.00	223,549.00	38.88
142 E 71200	212 900	00000 000	EMPLOYER MEDICARE	14,466.00	888.16	5,777.04	0.00	8,688.96	39.94
142 E 71200	429 900	00000 000	INSTRUCTIONAL SUPPLIES & MAT.	150,000.00	515.65	11,997.29	0.00	138,002.71	8.00
142 E 71200	725 900	00000 000	SPECIAL EDUCATION EQUIPMENT	10,000.00	480.00	4,106.36	0.00	5,893.64	41.06
142 E 72210	524 900	00000 000	Staff Development	0.00	0.00	0.00	0.00	0.00	0.00
142 E 72220	189 900	00000 000	OTHER SALARIES & WAGES	0.00	0.00	0.00	0.00	0.00	0.00
142 E 72220	201 900	00000 000	SOCIAL SECURITY	0.00	0.00	0.00	0.00	0.00	0.00
142 E 72220	204 900	00000 000	STATE RETIREMENT	0.00	0.00	0.00	0.00	0.00	0.00
142 E 72220	207 900	00000 000	MEDICAL INSURANCE	0.00	0.00	0.00	0.00	0.00	0.00
142 E 72220	212 900	00000 000	EMPLOYER MEDICARE	0.00	0.00	0.00	0.00	0.00	0.00
142 E 72220	312 900	00000 000	CONTRACTS W PRIVATE AGENCIES	41,409.41	0.00	0.00	0.00	41,409.41	0.00
142 E 72220	336 900	00000 000	MAINTENANCE & REPAIR OF EQUIPM	10,000.00	0.00	957.00	0.00	9,043.00	9.57
142 E 72220	355 900	00000 000	TRAVEL	25,000.00	0.00	0.00	0.00	25,000.00	0.00
142 E 72220	399 900	00000 000	OTHER CONTRACTED SERVICES	0.00	0.00	0.00	0.00	0.00	0.00
142 E 72220	429 900	00000 000	Instructional Supplies & Mat.	0.00	0.00	0.00	0.00	0.00	0.00
142 E 72220	499 900	00000 000	OTHER SUPPLIES AND MATERIALS	50,000.00	694.34	9,186.21	0.00	40,813.79	18.37
142 E 72220	524 900	00000 000	IN SERVICE / STAFF DEVELOPMENT	75,000.00	378.60	6,878.60	0.00	68,121.40	9.17
142 E 72710	146 900	00020 000	BUS DRIVERS	251,643.00	21,717.55	107,040.75	0.00	144,602.25	42.54
142 E 72710	201 900	00020 000	SOCIAL SECURITY	15,601.00	1,194.35	5,914.19	0.00	9,686.81	37.91
142 E 72710	204 900	00020 000	STATE RETIREMENT	24,200.79	1,998.33	9,953.91	0.00	14,246.88	41.13
142 E 72710	207 900	00020 000	MEDICAL INSURANCE	250,000.00	11,173.20	56,264.80	0.00	193,735.20	22.51
142 E 72710	212 900	00020 000	EMPLOYER MEDICARE	3,648.81	279.34	1,383.21	0.00	2,265.60	37.91
142 E 99100	504 900	00008 000	INDIRECT COST	20,000.00	0.00	0.00	0.00	20,000.00	0.00
	900			2,540,020.05	143,664.66	858,140.07	0.00	1,681,879.98	33.78

Fnd T	Acct	Obj	Prj	Loc	Prg	Account Level Description	2021-22 Budget	January Monthly Activity	2021-22 FYTD Activity	Encumbered Amount	Unexpended Balance - YTD Act	2021-22 FYTD %
901						ARP IDEA PART B						
142	E	71150	116	901	00000	000 TEACHERS	141,000.00	3,887.00	3,887.00	0.00	137,113.00	2.76
142	E	71150	201	901	00000	000 SOCIAL SECURITY	8,814.00	240.99	240.99	0.00	8,573.01	2.73
142	E	71150	204	901	00000	000 STATE RETIREMENT	14,523.00	349.83	349.83	0.00	14,173.17	2.41
142	E	71150	207	901	00000	000 MEDICAL INSURANCE	30,000.00	0.00	0.00	0.00	30,000.00	0.00
142	E	71150	212	901	00000	000 MEDICARE	2,046.00	56.36	56.36	0.00	1,989.64	2.75
142	E	71200	116	901	00000	000 TEACHERS	35,000.00	0.00	0.00	0.00	35,000.00	0.00
142	E	71200	163	901	00000	000 EDUCATIONAL ASSISTANTS	26,400.00	0.00	0.00	0.00	26,400.00	0.00
142	E	71200	171	901	00000	000 SPEECH PATHOLOGIST	0.00	0.00	0.00	0.00	0.00	0.00
142	E	71200	189	901	00000	000 OTHER SALARIES & WAGES	0.00	0.00	0.00	0.00	0.00	0.00
142	E	71200	201	901	00000	000 SOCIAL SECURITY	3,807.00	0.00	0.00	0.00	3,807.00	0.00
142	E	71200	204	901	00000	000 STATE RETIREMENT	0.00	0.00	0.00	0.00	0.00	0.00
142	E	71200	207	901	00000	000 MEDICAL INSURANCE	0.00	0.00	0.00	0.00	0.00	0.00
142	E	71200	211	901	00000	000 LOCAL RETIREMENT	6,325.00	0.00	0.00	0.00	6,325.00	0.00
142	E	71200	212	901	00000	000 EMPLOYER MEDICARE	860.00	0.00	0.00	0.00	860.00	0.00
142	E	72220	399	901	00000	000 OTHER CONTRACTED SERVICES	0.00	0.00	0.00	0.00	0.00	0.00
142	E	72220	499	901	00000	000 OTHER SUPPLIES AND MATERIALS	95,163.93	386.15	386.15	0.00	94,777.78	0.41
142	E	72220	524	901	00000	000 IN-SERVICE / STAFF DEVELOPMENT	85,000.00	2,600.00	2,600.00	0.00	82,400.00	3.06
142	E	72710	146	901	00000	000 BUS DRIVERS	19,600.00	0.00	0.00	0.00	19,600.00	0.00
142	E	72710	201	901	00000	000 SOCIAL SECURITY	2,432.00	0.00	0.00	0.00	2,432.00	0.00
142	E	72710	204	901	00000	000 STATE RETIREMENT	5,652.00	0.00	0.00	0.00	5,652.00	0.00
142	E	72710	207	901	00000	000 MEDICAL INSURANCE	0.00	0.00	0.00	0.00	0.00	0.00
142	E	72710	212	901	00000	000 EMPLOYER MEDICARE	570.00	0.00	0.00	0.00	570.00	0.00
						901	477,192.93	7,520.33	7,520.33	0.00	469,672.60	1.58

Fnd T Acct	Obj Prj Loc	Prg	Account Level Description	2021-22 Budget	January 2021-22 Monthly Activity	2021-22 FYTD Activity	Encumbered Amount	Unexpended Balance - YTD Act	2021-22 FYTD %
910			IDEA PRESCHOOL						
142 E 71200 163 910 00000 000			EDUCATIONAL ASSISTANTS	36,643.00	1,235.13	8,453.71	0.00	28,189.29	23.07
142 E 71200 201 910 00000 000			SOCIAL SECURITY	1,016.00	67.90	461.88	0.00	554.12	45.46
142 E 71200 204 910 00000 000			STATE RETIREMENT	3,003.00	118.70	782.24	0.00	2,220.76	26.05
142 E 71200 207 910 00000 000			MEDICAL INSURANCE	19,023.00	567.60	4,430.40	0.00	14,592.60	23.29
142 E 71200 212 910 00000 000			EMPLOYER MEDICARE	453.00	15.88	108.02	0.00	344.98	23.85
142 E 71200 429 910 00000 000			INSTRUCTIONAL SUPPLIES & MATER	30,000.00	0.00	620.05	0.00	29,379.95	2.07
142 E 71200 499 910 00000 000			OTHER SUPPLIES AND MATERIALS	0.00	0.00	0.00	0.00	0.00	0.00
142 E 71200 725 910 00000 000			SPECIAL EDUCATION EQUIPMENT	0.00	0.00	0.00	0.00	0.00	0.00
142 E 72220 189 910 00000 000			OTHER SALARIES & WAGES	0.00	0.00	0.00	0.00	0.00	0.00
142 E 72220 201 910 00000 000			SOCIAL SECURITY	0.00	0.00	0.00	0.00	0.00	0.00
142 E 72220 204 910 00000 000			STATE RETIREMENT	0.00	0.00	0.00	0.00	0.00	0.00
142 E 72220 207 910 00000 000			EMPLOYER MEDICARE	0.00	0.00	0.00	0.00	0.00	0.00
142 E 72220 212 910 00000 000			EMPLOYER MEDICARE	0.00	0.00	0.00	0.00	0.00	0.00
142 E 72220 355 910 00000 000			TRAVEL	0.00	0.00	0.00	0.00	0.00	0.00
142 E 72220 399 910 00000 000			OTHER CONTRACTED SERVICES	0.00	-3,060.00	-3,060.00	0.00	3,060.00	0.00
142 E 72220 499 910 00000 000			OTHER SUPPLIES AND MATERIALS	10,000.00	0.00	6,392.16	0.00	3,607.84	63.92
142 E 72220 524 910 00000 000			IN SERVICE / STAFF DEVELOPMENT	8,842.07	0.00	0.00	0.00	8,842.07	0.00
142 E 72220 790 910 00000 000			OTHER EQUIPMENT	20,000.00	0.00	0.00	0.00	20,000.00	0.00
142 E 99100 504 910 00008 000			INDIRECT COST	0.00	0.00	0.00	0.00	0.00	0.00
			910	128,980.07	-1,054.79	18,188.46	0.00	110,791.61	14.10

Account Level						2021-22	January 2021-22	2021-22	Encumbered	Unexpended	2021-22
Fnd T Acct	Obj Prj Loc	Prg	Description	Budget	Monthly Activity	FYTD Activity	Amount	Balance - YTD Act	FYTD %		
911			ARP IDEA PRESCHOOL								
142 E 72220 499 911 00000 000			OTHER SUPPLIES AND MATERIALS	16,814.51	0.00	0.00	0.00	16,814.51	0.00		
142 E 72220 524 911 00000 000			IN-SERVICE / STAFF DEVELOPMENT	15,000.00	0.00	0.00	0.00	15,000.00	0.00		
	911			31,814.51	0.00	0.00	0.00	31,814.51	0.00		

Fnd T Acct		Obj	Prj	Loc	Prg	Account Level Description	2021-22 Budget	January 2021-22 Monthly Activity	2021-22 FYTD Activity	Encumbered Amount	Unexpended Balance - YTD Act	2021-22 FYTD %
930 TN ALL CORPS												
142	E	72210	189	930	00000	000 OTHER SALARIES AND WAGES	109,620.00	0.00	0.00	0.00	109,620.00	0.00
142	E	72210	201	930	00000	000 SOCIAL SECURITY	6,796.44	0.00	0.00	0.00	6,796.44	0.00
142	E	72210	204	930	00000	000 STATE RETIREMENT	6,521.35	0.00	0.00	0.00	6,521.35	0.00
142	E	72210	212	930	00000	000 MEDICARE	1,589.49	0.00	0.00	0.00	1,589.49	0.00
142	E	72210	429	930	00000	000 SUPPLIES & MATERIALS	92,083.08	0.00	0.00	0.00	92,083.08	0.00
142	E	72210	499	930	00000	000 OTHER SUPPLIES AND MATERIALS	77,389.64	0.00	0.00	0.00	77,389.64	0.00
930							294,000.00	0.00	0.00	0.00	294,000.00	0.00

Fnd T Acct	Obj Prj Loc	Prg	Account Level Description	2021-22 Budget	January 2021-22 Monthly Activity	2021-22 FYTD Activity	Encumbered Amount	Unexpended Balance - YTD Act	2021-22 FYTD %
931			ESSER						
142 E 71100 195 931 00000 000			CERTIFIED SUBSTITUTE TEACHERS	360,640.00	0.00	0.00	0.00	360,640.00	0.00
142 E 71100 201 931 00000 000			SOCIAL SECURITY	22,359.68	0.00	0.00	0.00	22,359.68	0.00
142 E 71100 204 931 00000 000			STATE RETIREMENT	0.00	0.00	0.00	0.00	0.00	0.00
142 E 71100 212 931 00000 000			MEDICARE	5,229.28	0.00	0.00	0.00	5,229.28	0.00
142 E 71100 429 931 00000 000			SUPPLIES & MATERIALS	9,999.00	0.00	9,899.00	0.00	100.00	99.00
142 E 71100 471 931 00000 000			SOFTWARE	113,755.95	0.00	113,755.95	0.00	0.00	100.00
142 E 71200 116 931 00000 000			TEACHERS	0.00	0.00	0.00	0.00	0.00	0.00
142 E 71200 189 931 00000 000			OTHER SALARIES AND WAGES	765.00	0.00	765.00	0.00	0.00	100.00
142 E 71200 201 931 00000 000			SOCIAL SECURITY	47.43	0.00	47.43	0.00	0.00	100.00
142 E 71200 204 931 00000 000			STATE RETIREMENT	78.80	0.00	78.80	0.00	0.00	100.00
142 E 71200 212 931 00000 000			MEDICARE	11.09	0.00	11.09	0.00	0.00	100.00
142 E 71200 399 931 00000 000			OTHER CONTRACTED SERVICE	30,000.00	0.00	6,482.00	0.00	23,518.00	21.61
142 E 71200 429 931 00000 000			INSTRUCTIONAL SUPPLIES & MATER	34,967.00	0.00	8,922.30	0.00	26,044.70	25.52
142 E 72120 399 931 00000 000			OTHER CONTRACTED SERVICE	0.00	0.00	0.00	0.00	0.00	0.00
142 E 72210 189 931 00000 000			OTHER SALARIES & WAGES	0.00	0.00	0.00	0.00	0.00	0.00
142 E 72210 201 931 00000 000			SOCIAL SECURITY	0.00	0.00	0.00	0.00	0.00	0.00
142 E 72210 204 931 00000 000			STATE RETIREMENT	0.00	0.00	0.00	0.00	0.00	0.00
142 E 72210 212 931 00000 000			EMPLOYER MEDICARE	0.00	0.00	0.00	0.00	0.00	0.00
142 E 72210 524 931 00000 000			IN-SERVICE / STAFF DEVELOPMENT	0.00	0.00	0.00	0.00	0.00	0.00
142 E 99100 504 931 00000 000			INDIRECT COST	24,329.05	0.00	0.00	0.00	24,329.05	0.00
		931		602,182.28	0.00	139,961.57	0.00	462,220.71	23.24

Account Level		2021-22	January 2021-22	2021-22	Encumbered	Unexpended	2021-22
Fnd T Acct	Obj Prj Loc Prg Description	Budget	Monthly Activity	FYTD Activity	Amount	Balance - YTD Act	FYTD %
932	REOPENING PROGRAMMATIC GRANT						
142 E 71100 429 932 00000 000	INSTRUCTIONAL SUPPLIES & MATER	0.00	0.00	0.00	0.00	0.00	0.00
142 E 72210 429 932 00000 000	INSTRUCTIONAL SUPPLIES & MATER	0.00	-364.52	-364.52	0.00	364.52	0.00
142 E 72250 350 932 00000 000	INTERNET CONNECTIVITY	0.00	0.00	0.00	0.00	0.00	0.00
	932	0.00	-364.52	-364.52	0.00	364.52	0.00

Fnd T Acct	Obj Prj Loc	Prg	Account Level Description	2021-22 Budget	January 2021-22 Monthly Activity	2021-22 FYTD Activity	Encumbered Amount	Unexpended Balance - YTD Act	2021-22 FYTD %
934			ESSER 2.0 REVENUE						
142 E 71100 116 934 00000 000			Teachers	0.00	0.00	0.00	0.00	0.00	0.00
142 E 71100 189 934 00000 000			OTHER SALARIES AND WAGES	0.00	0.00	0.00	0.00	0.00	0.00
142 E 71100 195 934 00000 000			CERTIFIED SUBSTITUTE TEACHERS	154,560.00	0.00	0.00	0.00	154,560.00	0.00
142 E 71100 201 934 00000 000			SOCIAL SECURITY	9,582.72	609.07	0.00	0.00	9,582.72	0.00
142 E 71100 204 934 00000 000			STATE RETIREMENT	0.00	0.00	0.00	0.00	0.00	0.00
142 E 71100 212 934 00000 000			MEDICARE	2,241.12	142.46	0.00	0.00	2,241.12	0.00
142 E 71100 429 934 00000 000			INSTRUCTIONAL SUPPLIES & MATER	372,122.91	88,416.33	89,664.33	0.00	282,458.58	24.10
142 E 71100 449 934 00000 000			TEXTBOOKS	220,000.00	0.00	219,222.20	0.00	777.80	99.65
142 E 71100 471 934 00000 000			SOFTWARE	570,602.50	27,085.00	187,115.25	0.00	383,487.25	32.79
142 E 71100 499 934 00000 000			OTHER CONTRACTED SERVICES	0.00	0.00	-310.97	0.00	310.97	0.00
142 E 71100 599 934 00000 000			OTHER CHARGES	0.00	0.00	0.00	0.00	0.00	0.00
142 E 71200 116 934 00000 000			TEACHERS	0.00	0.00	0.00	0.00	0.00	0.00
142 E 71200 163 934 00000 000			EDUCATIONAL ASSISTANTS	0.00	0.00	0.00	0.00	0.00	0.00
142 E 71200 201 934 00000 000			SOCIAL SECURITY	0.00	1,809.72	0.00	0.00	0.00	0.00
142 E 71200 204 934 00000 000			STATE RETIREMENT	0.00	0.00	0.00	0.00	0.00	0.00
142 E 71200 212 934 00000 000			MEDICARE	0.00	423.24	0.00	0.00	0.00	0.00
142 E 71200 429 934 00000 000			SUPPLIES & MATERIALS	24,595.00	-12,675.08	12,675.08	0.00	11,919.92	51.54
142 E 71200 725 934 00000 000			SPECIAL EDUCATION EQUIPMENT	51,534.40	0.00	51,534.40	0.00	0.00	100.00
142 E 72120 131 934 00000 000			MEDICAL PERSONNEL	46,656.52	0.00	0.00	0.00	46,656.52	0.00
142 E 72120 201 934 00000 000			SOCIAL SECURITY	2,892.69	0.00	0.00	0.00	2,892.69	0.00
142 E 72120 204 934 00000 000			STATE RETIREMENT	3,223.83	0.00	0.00	0.00	3,223.83	0.00
142 E 72120 212 934 00000 000			MEDICARE	676.53	0.00	0.00	0.00	676.53	0.00
142 E 72120 399 934 00000 000			OTHER CONTRACTED SERVICE	240,000.00	20,000.00	40,000.00	0.00	200,000.00	16.67
142 E 72120 471 934 00000 000			SOFTWARE	13,400.00	0.00	11,900.00	0.00	1,500.00	88.81
142 E 72120 499 934 00000 000			OTHER SUPPLIES AND MATERIALS	8,799.00	0.00	8,799.00	0.00	0.00	100.00
142 E 72210 189 934 00000 000			OTHER SALARIES AND WAGES	0.00	0.00	0.00	0.00	0.00	0.00
142 E 72210 201 934 00000 000			SOCIAL SECURITY	0.00	0.00	0.00	0.00	0.00	0.00
142 E 72210 204 934 00000 000			STATE RETIREMENT	0.00	0.00	0.00	0.00	0.00	0.00
142 E 72210 212 934 00000 000			MEDICARE	0.00	0.00	0.00	0.00	0.00	0.00
142 E 72210 524 934 00000 000			IN-SERVICE / STAFF DEVELOPMENT	8,020.00	-8,020.00	8,020.00	0.00	0.00	100.00
142 E 72250 499 934 00000 000			OTHER SUPPLIES AND MATERIALS	350,000.00	0.00	257,672.00	0.00	92,328.00	73.62
142 E 72610 720 934 00000 000			PLANT AND EQUIPMENT	51,475.00	37,179.00	37,179.00	0.00	14,296.00	72.23
142 E 72620 499 934 00000 000			OTHER SUPPLIES AND MATERIALS	0.00	0.00	0.00	0.00	0.00	0.00
142 E 72620 599 934 00000 000			OTHER CHARGES	0.00	0.00	0.00	0.00	0.00	0.00
142 E 72710 146 934 00000 000			BUS DRIVERS	70,000.00	0.00	0.00	0.00	70,000.00	0.00
142 E 72710 201 934 00000 000			SOCIAL SECURITY	4,340.00	0.00	0.00	0.00	4,340.00	0.00
142 E 72710 204 934 00000 000			STATE RETIREMENT	6,727.00	0.00	0.00	0.00	6,727.00	0.00
142 E 72710 212 934 00000 000			MEDICARE	1,015.00	0.00	0.00	0.00	1,015.00	0.00

Fnd T Acct	Obj Prj Loc	Prg	Account Level Description	2021-22 Budget	January 2021-22 Monthly Activity	2021-22 FYTD Activity	Encumbered Amount	Unexpended Balance - YTD Act	2021-22 FYTD %
934			ESSER 2.0 REVENUE						
142 E 72710 412 934 00000 000			DIESEL FUEL	5,000.00	0.00	0.00	0.00	5,000.00	0.00
142 E 73100 165 934 00008 000			CAFETERIA PERONNEL	0.00	0.00	0.00	0.00	0.00	0.00
142 E 73100 201 934 00008 000			SOCIAL SECURITY	0.00	0.00	0.00	0.00	0.00	0.00
142 E 73100 204 934 00008 000			STATE RETIREMENT	0.00	0.00	0.00	0.00	0.00	0.00
142 E 73100 212 934 00008 000			MEDICARE	0.00	0.00	0.00	0.00	0.00	0.00
142 E 76100 707 934 00008 000			BUILDING IMPROVEMENTS	1,055,233.01	0.00	661,491.00	0.00	393,742.01	62.69
142 E 76100 799 934 00008 000			OTHER CAPITAL OUTLAY	300,000.00	0.00	0.00	0.00	300,000.00	0.00
142 E 99100 504 934 00000 000			INDIRECT COST	607,000.00	0.00	0.00	0.00	607,000.00	0.00
	934			4,179,697.23	154,969.74	1,584,961.29	0.00	2,594,735.94	37.92

Account Level		2021-22	January 2021-22	2021-22	Encumbered	Unexpended	2021-22
Fnd T Acct	Obj Prj Loc Prg Description	Budget	Monthly Activity	FYTD Activity	Amount	Balance - YTD Act	FYTD %
936	ESSEER PLANNING GRANT						
142 E 72210 399 936 00000 000	OTHER CONTRACTED SERVICE	175,000.00	0.00	115,000.00	0.00	60,000.00	65.71
	936	175,000.00	0.00	115,000.00	0.00	60,000.00	65.71

Fnd T Acct	Obj Prj Loc	Prg	Account Level Description	2021-22 Budget	January 2021-22 Monthly Activity	2021-22 FYTD Activity	Encumbered Amount	Unexpended Balance - YTD Act	2021-22 FYTD %
937			ESSER 3.0						
142 E 71100	116 937	00000 000	TEACHERS	153,525.00	3,670.25	18,351.25	0.00	135,173.75	11.95
142 E 71100	201 937	00000 000	SOCIAL SECURITY	9,519.00	211.99	1,060.83	0.00	8,458.17	11.14
142 E 71100	204 937	00000 000	STATE RETIREMENT	15,810.00	330.32	1,651.60	0.00	14,158.40	10.45
142 E 71100	207 937	00000 000	MEDICAL INSURANCE	34,920.00	567.60	2,799.60	0.00	32,120.40	8.02
142 E 71100	212 937	00000 000	MEDICARE	2,226.00	49.58	248.10	0.00	1,977.90	11.15
142 E 71100	429 937	00000 000	SUPPLIES & MATERIALS	158,497.58	0.00	123,347.55	0.00	35,150.03	77.82
142 E 71100	471 937	00000 000	SOFTWARE	954,636.42	9,900.00	9,900.00	0.00	944,736.42	1.04
142 E 71100	499 937	00000 000	OTHER SUPPLIES AND MATERIALS	3,375.00	2,143.90	2,143.90	0.00	1,231.10	63.52
142 E 71100	722 937	00000 000	REGULAR INSTRUCTION EQUIPMENT	25,767.20	0.00	0.00	0.00	25,767.20	0.00
142 E 71200	116 937	00000 000	TEACHERS	52,500.00	0.00	0.00	0.00	52,500.00	0.00
142 E 71200	163 937	00000 000	EDUCATIONAL ASSISTANTS	27,720.00	0.00	0.00	0.00	27,720.00	0.00
142 E 71200	201 937	00000 000	SOCIAL SECURITY	14,919.00	0.00	0.00	0.00	14,919.00	0.00
142 E 71200	204 937	00000 000	STATE RETIREMENT	24,789.00	0.00	0.00	0.00	24,789.00	0.00
142 E 71200	212 937	00000 000	MEDICARE	3,492.00	0.00	0.00	0.00	3,492.00	0.00
142 E 72120	189 937	00000 000	OTHER SALARIES AND WAGES	2,640.00	0.00	0.00	0.00	2,640.00	0.00
142 E 72120	201 937	00000 000	SOCIAL SECURITY	164.00	0.00	0.00	0.00	164.00	0.00
142 E 72120	204 937	00000 000	STATE RETIREMENT	255.00	0.00	0.00	0.00	255.00	0.00
142 E 72120	212 937	00000 000	MEDICARE	38.00	0.00	0.00	0.00	38.00	0.00
142 E 72120	399 937	00000 000	OTHER CONTRACTED SERVICE	120,000.00	0.00	0.00	0.00	120,000.00	0.00
142 E 72120	471 937	00000 000	SOFTWARE	90,000.00	0.00	0.00	0.00	90,000.00	0.00
142 E 72120	599 937	00000 000	OTHER CHARGES	51,000.00	0.00	0.00	0.00	51,000.00	0.00
142 E 72130	123 937	00000 000	GUIDANCE PERSONNEL	281,000.00	0.00	0.00	0.00	281,000.00	0.00
142 E 72130	130 937	00000 000	SOCIAL WORKERS	495,000.00	0.00	0.00	0.00	495,000.00	0.00
142 E 72130	201 937	00000 000	SOCIAL SECURITY	48,082.00	0.00	0.00	0.00	48,082.00	0.00
142 E 72130	204 937	00000 000	STATE RETIREMENT	76,464.00	0.00	0.00	0.00	76,464.00	0.00
142 E 72130	207 937	00000 000	MEDICAL INSURANCE	228,240.00	0.00	0.00	0.00	228,240.00	0.00
142 E 72130	212 937	00000 000	MEDICARE	11,214.00	0.00	0.00	0.00	11,214.00	0.00
142 E 72130	399 937	00000 000	OTHER CONTRACTED SERVICE	87,577.04	0.00	0.00	0.00	87,577.04	0.00
142 E 72210	189 937	00000 000	OTHER SALARIES AND WAGES	1,958,457.00	0.00	0.00	0.00	1,958,457.00	0.00
142 E 72210	201 937	00000 000	SOCIAL SECURITY	121,424.00	0.00	0.00	0.00	121,424.00	0.00
142 E 72210	204 937	00000 000	STATE RETIREMENT	201,721.00	0.00	0.00	0.00	201,721.00	0.00
142 E 72210	212 937	00000 000	MEDICARE	28,398.00	0.00	0.00	0.00	28,398.00	0.00
142 E 72210	524 937	00000 000	IN-SERVICE / STAFF DEVELOPMENT	611,648.27	1,275.00	30,435.00	0.00	581,213.27	4.98
142 E 72250	599 937	00000 000	OTHER CHARGES	119,139.00	0.00	0.00	0.00	119,139.00	0.00
142 E 72710	146 937	00000 000	BUS DRIVERS	41,340.00	0.00	0.00	0.00	41,340.00	0.00
142 E 72710	201 937	00000 000	SOCIAL SECURITY	6,209.00	0.00	0.00	0.00	6,209.00	0.00
142 E 72710	204 937	00000 000	STATE RETIREMENT	10,394.00	0.00	0.00	0.00	10,394.00	0.00
142 E 72710	212 937	00000 000	MEDICARE	1,453.00	0.00	0.00	0.00	1,453.00	0.00

Account Level						2021-22	January 2021-22	2021-22	Encumbered	Unexpended	2021-22
Fnd T Acct	Obj Prj Loc	Prg	Description	Budget	Monthly Activity	FYTD Activity	Amount	Balance - YTD Act	FYTD %		
937			ESSE 3.0								
142 E 76100 707 937 00008 000			BUILDING IMPROVEMENTS	5,681,595.24	0.00	0.00	0.00	5,681,595.24	0.00		
142 E 99100 504 937 00000 000			INDIRECT COST	208,041.72	0.00	0.00	0.00	208,041.72	0.00		
	937			11,963,190.47	18,148.64	189,937.83	0.00	11,773,252.64	1.59		

Fnd T Acct	Obj Prj Loc	Prg	Account Level Description	2021-22 Budget	January 2021-22 Monthly Activity	2021-22 FYTD Activity	Encumbered Amount	Unexpended Balance - YTD Act	2021-22 FYTD %
940			EPIDEMIOLOGY & LABORATORY ELC						
142 E 72120 105 940 00000 000			DIRECTOR	15,000.00	0.00	0.00	0.00	15,000.00	0.00
142 E 72120 131 940 00000 000			MEDICAL PERSONNEL	107,500.00	0.00	0.00	0.00	107,500.00	0.00
142 E 72120 201 940 00000 000			SOCIAL SECURITY	17,081.00	0.00	0.00	0.00	17,081.00	0.00
142 E 72120 204 940 00000 000			STATE RETIREMENT	2,642.75	0.00	0.00	0.00	2,642.75	0.00
142 E 72120 206 940 00000 000			LIFE INSURANCE	200.00	0.00	0.00	0.00	200.00	0.00
142 E 72120 207 940 00000 000			MEDICAL INSURANCE	14,760.00	0.00	0.00	0.00	14,760.00	0.00
142 E 72120 212 940 00000 000			MEDICARE	3,994.75	0.00	0.00	0.00	3,994.75	0.00
142 E 72120 355 940 00000 000			TRAVEL	1,000.00	3.76	3.76	0.00	996.24	0.38
142 E 72120 399 940 00000 100			OTHER CONTRACTED SERVICE	245,000.00	0.00	0.00	0.00	245,000.00	0.00
142 E 72120 413 940 00000 000			DRUGS & MEDICAL	1,566.98	0.00	0.00	0.00	1,566.98	0.00
142 E 72120 735 940 00000 000			HEALTH EQUIPMENT	248,000.00	7,918.06	7,918.06	0.00	240,081.94	3.19
142 E 72130 189 940 00000 000			OTHER SALARIES AND WAGES	153,000.00	0.00	0.00	0.00	153,000.00	0.00
142 E 72130 399 940 00000 000			OTHER CONTRACTED SERVICE	280,000.00	0.00	0.00	0.00	280,000.00	0.00
142 E 72130 499 940 00000 000			OTHER SUPPLIES AND MATERIALS	57,000.00	0.00	0.00	0.00	57,000.00	0.00
142 E 76100 707 940 00008 000			BUILDING IMPROVEMENTS	275,000.00	0.00	0.00	0.00	275,000.00	0.00
	940			1,421,745.48	7,921.82	7,921.82	0.00	1,413,823.66	0.56

Fnd T Acct	Obj Prj Loc	Prg	Account Level Description	2021-22 Budget	January 2021-22 Monthly Activity	2021-22 FYTD Activity	Encumbered Amount	Unexpended Balance - YTD Act	2021-22 FYTD %
950			CIVICS SEAL GRANT						
142 E 71100 195 950 00000 000			CERTIFIED SUBSTITUTE TEACHERS	241.00	0.00	0.00	0.00	241.00	0.00
142 E 71100 201 950 00000 000			SOCIAL SECURITY	43.40	0.00	0.00	0.00	43.40	0.00
142 E 71100 212 950 00000 000			MEDICARE	10.15	0.00	0.00	0.00	10.15	0.00
142 E 71100 429 950 00000 000			SUPPLIES & MATERIALS	3,294.50	0.00	3,294.50	0.00	0.00	100.00
142 E 71100 471 950 00000 000			SOFTWARE	50.00	0.00	50.00	0.00	0.00	100.00
142 E 71100 599 950 00000 000			OTHER CHARGES	570.24	0.00	560.00	0.00	10.24	98.20
142 E 72210 524 950 00000 000			IN-SERVICE / STAFF DEVELOPMENT	4,500.00	3,500.00	3,500.00	0.00	1,000.00	77.78
142 E 72710 146 950 00000 000			BUS DRIVERS	588.00	0.00	144.00	0.00	444.00	24.49
142 E 72710 201 950 00000 000			SOCIAL SECURITY	36.46	0.00	8.92	0.00	27.54	24.47
142 E 72710 204 950 00000 000				0.00	0.00	13.84	0.00	-13.84	0.00
142 E 72710 204 950 10000 100			STATE RETIREMENT	56.51	0.00	0.00	0.00	56.51	0.00
142 E 72710 212 950 00000 000			MEDICARE	9.74	0.00	2.08	0.00	7.66	21.36
142 E 72710 412 950 00000 000			DIESEL FUEL	600.00	0.00	21.00	0.00	579.00	3.50
	950			10,000.00	3,500.00	7,594.34	0.00	2,405.66	75.94

Account Level		2021-22	January 2021-22	2021-22	Encumbered	Unexpended	2021-22
Fnd T Acct	Obj Prj Loc Prg Description	Budget	Monthly Activity	FYTD Activity	Amount	Balance - YTD Act	FYTD %
951	HQIM LITERACY IMPLEMENTATION N						
142 E 71100 429 951 00000 000	SUPPLIES & MATERIALS	5,000.00	0.00	0.00	0.00	5,000.00	0.00
142 E 72210 399 951 00000 000	OTHER CONTRACTED SERVICE	73,000.00	0.00	0.00	0.00	73,000.00	0.00
142 E 72210 524 951 00000 000	IN-SERVICE / STAFF DEVELOPMENT	5,000.00	0.00	0.00	0.00	5,000.00	0.00
	951	83,000.00	0.00	0.00	0.00	83,000.00	0.00

Account Level		2021-22	January 2021-22	2021-22	Encumbered	Unexpended	2021-22
Fnd T Acct	Obj Prj Loc Prg Description	Budget	Monthly Activity	FYTD Activity	Amount	Balance - YTD Act	FYTD %
952	EARLY LITERACY NETWORKS						
142 E 72210 399 952 00000 000	OTHER CONTRACTED SERVICE	80,000.00	0.00	0.00	0.00	80,000.00	0.00
	952	80,000.00	0.00	0.00	0.00	80,000.00	0.00

Number of Accounts: 487

***** End of report *****

Fnd T Acct	Obj Prj Loc	Prg	Account Level Description	Amount
A			Asset	
142 A 11130	000 000 000000	000	CASH IN BANK-PAYROLL	0.00
142 A 11130	000 100 000000	000	CASH IN BANK-PAYROLL	0.00
142 A 11130	000 440 000000	000	CASH IN BANK-PAYROLL	0.00
142 A 11130	---	---	-----	0.00
142 A 11140	000 000 000000	000	CASH WITH TRUSTEE	0.00
142 A 11140	000 000 000000	142	CASH WITH TRUSTEE	0.00
142 A 11140	000 000 99141	141		0.00
142 A 11140	000 000 99142	142		996,657.86
142 A 11140	000 010 000000	142	CASH WITH TRUSTEE - CON ADMIN	710.16
142 A 11140	000 010 99141	141		0.00
142 A 11140	000 010 99142	142		1,064.18
142 A 11140	000 100 000000	000	CASH WITH TRUSTEE	0.00
142 A 11140	000 100 000000	142	CASH WITH TRUSTEE - TITLE I	0.00
142 A 11140	000 100 99141	141		0.00
142 A 11140	000 100 99142	142		5,307.00CR
142 A 11140	000 101 99142	142		3,798.70
142 A 11140	000 160 000000	000	TITLE I-D	0.00
142 A 11140	000 160 99142	142		1,798.70CR
142 A 11140	000 171 99142	142		94.00
142 A 11140	000 172 99142	142		0.00
142 A 11140	000 200 000000	142	CASH WITH TRUSTEE - TITLE II-A	1,444.00
142 A 11140	000 200 99141	141		8,407.11
142 A 11140	000 200 99142	142		5,354.71CR
142 A 11140	000 300 000000	142	CASH WITH TRUSTEE - TITLE III	0.00
142 A 11140	000 440 000000	141	CASH WITH TRUSTEE	0.00
142 A 11140	000 440 99141	141		0.00
142 A 11140	000 440 99142	142		616.00CR
142 A 11140	000 480 000000	142	CASH WITH TRUSTEE - FTTT DISCR	0.00
142 A 11140	000 580 000000	142	CASH WITH TRUSTEE - FTTT	0.00
142 A 11140	000 700 99142	142		0.00
142 A 11140	000 720 99142	142		0.00
142 A 11140	000 800 000000	142	CASH WITH TRUSTEE - CARL PERKI	0.00
142 A 11140	000 800 99141	141		0.00
142 A 11140	000 800 99142	142		783.57
142 A 11140	000 801 000000	142	CASH WITH TRUSTEE - CTE RESERV	0.00
142 A 11140	000 801 99142	142		0.00
142 A 11140	000 802 99142	142		0.00
142 A 11140	000 803 99142	142		0.00
142 A 11140	000 891 000000	142	CASH WITH TRUSTEE - STATE DISC	0.00
142 A 11140	000 891 99142	142		1,405.19
142 A 11140	000 892 000000	142	CASH WITH TRUSTEE - DISC PRESC	0.00
142 A 11140	000 892 99142	142		0.00
142 A 11140	000 893 000000	142	CASH WITH TRUSTEE - IDEA DISC	0.00
142 A 11140	000 893 99142	142		0.00
142 A 11140	000 894 000000	142	CASH WITH TRUSTEE - FS GRAY	0.00
142 A 11140	000 894 99142	142		0.00
142 A 11140	000 895 000000	142	CASH WITH TRUSTEE - FS JM	0.00
142 A 11140	000 895 99142	142		0.00
142 A 11140	000 896 000000	142	CASH WITH TRUSTEE - FS SS	0.00
142 A 11140	000 896 99142	142		0.00
142 A 11140	000 897 99142	142		0.00
142 A 11140	000 898 99142	142		0.00
142 A 11140	000 899 99141	141		0.00
142 A 11140	000 899 99142	142		1,405.19CR

Fnd T Acct	Obj Prj Loc	Prg	Account Level Description	Amount
A			Asset	
142 A 11140 000 900 00000 000			CASH WITH TRUSTEE-IDEA PART B	702.74CR
142 A 11140 000 900 00000 142			CASH WITH TRUSTEE-IDEA PART B	0.00
142 A 11140 000 900 99141 141				139,404.00
142 A 11140 000 900 99142 142				139,909.78CR
142 A 11140 000 901 00000 142			EDUCATION HANDICAPPED ACT - I	0.00
142 A 11140 000 901 99142 142				386.15CR
142 A 11140 000 902 00000 142			EDUCATION HANDICAPPED ACT - ID	0.00
142 A 11140 000 910 00000 142			CASH WITH TRUSTEE - IDEA PRESC	0.00
142 A 11140 000 910 99141 141				0.00
142 A 11140 000 910 99142 142				2,084.12
142 A 11140 000 930 99142 142				0.00
142 A 11140 000 931 99141 141				0.00
142 A 11140 000 931 99142 142				0.00
142 A 11140 000 932 99142 142				364.52
142 A 11140 000 933 99142 142				0.00
142 A 11140 000 934 99142 142				6,389.92CR
142 A 11140 000 935 99142 142				0.00
142 A 11140 000 936 99142 142				0.00
142 A 11140 000 937 99142 142				9,900.60CR
142 A 11140 000 940 99142 142				3.76CR
142 A 11140 000 950 99141 141				168.84
142 A 11140 000 950 99142 142				168.84CR
142 A 11140 --- --- --- ---				984,442.86
142 A 11400 000 900 00000 142			DUE FROM OTHER FUNDS	0.00
142 A 11400 --- --- --- ---				0.00
142 A 11410 000 000 00000 142				0.00
142 A 11410 --- --- --- ---				0.00
142 A 11430 000 010 00000 142			DUE FROM OTHER GOVERNMENTS	0.00
142 A 11430 000 100 00000 142			DUE FROM OTHER GOVERNMENTS	0.00
142 A 11430 000 101 00000 142			DUE FROM OTHER GOVERNMENTS	3,798.70CR
142 A 11430 000 160 00000 142			DUE FROM OTHER GOVERNMENTS	1,798.70
142 A 11430 000 171 00000 142			DUE FROM OTHER GOVERNMENTS	0.00
142 A 11430 000 172 00000 142			ADAPTIVE LEARNING TECH. GRANT	0.00
142 A 11430 000 200 00000 142			DUE FROM OTHER GOVERNMENTS	0.00
142 A 11430 000 300 00000 142			DUE FROM OTHER GOVERNMENTS	0.00
142 A 11430 000 440 00000 142			DUE FROM OTHER GOVERNMENTS	0.00
142 A 11430 000 580 00000 142			DUE FROM OTHER GOVERNMENTS	0.00
142 A 11430 000 720 00000 142			DUE FROM OTHER GOVERNMENTS	0.00
142 A 11430 000 800 00000 142			DUE FROM OTHER GOVERNMENTS	0.00
142 A 11430 000 801 00000 142			DUE FROM OTHER GOVERNMENTS	0.00
142 A 11430 000 802 00000 142			PERKINS-NEW SKILLS FOR YOUTH	0.00
142 A 11430 000 891 00000 142			DUE FROM OTHER GOVERNMENTS	0.00
142 A 11430 000 892 00000 142			DUE FROM OTHER GOVERNMENTS	0.00
142 A 11430 000 893 00000 142			DUE FROM OTHER GOVERNMENTS	0.00
142 A 11430 000 894 00000 142			Focus School Gray	0.00
142 A 11430 000 895 00000 142			Focus School JM	0.00
142 A 11430 000 896 00000 000			DUE FROM OTHER GOVERNMENTS	0.00
142 A 11430 000 896 00000 142			Focus Schools SS	0.00
142 A 11430 000 898 00000 142			DUE FROM OTHER GOVERNMENTS	0.00
142 A 11430 000 900 00000 142			DUE FROM OTHER GOVERNMENTS	0.00
142 A 11430 000 910 00000 142			DUE FROM OTHER GOVERNMENTS	0.00
142 A 11430 000 931 00000 142			DUE FROM OTHER GOVERNMENTS	0.00

Fnd T Acct	Obj Prj Loc	Prg	Account Level Description	Amount
A Asset				
142 A 11430 000 934 00000 142			DUE FROM OTHER GOVERNMENTS	0.00
142 A 11430 000 935 00000 142			DUE FROM OTHER GOVERNMENTS	0.00
142 A 11430 --- --- ----- ---				2,000.00CR
142 A 11440 000 000 00000 142			DUE FROM OTHER FUNDS	0.00
142 A 11440 000 010 00000 000			DUE FROM OTHER FUNDS-CON ADMIN	0.00
142 A 11440 000 160 00000 000			TITLE I-D	0.00
142 A 11440 000 440 00000 000			DUE FROM OTHER FUNDS	0.00
142 A 11440 000 800 00000 142			DUE FROM OTHER FUNDS-CTE BASIC	0.00
142 A 11440 000 891 00000 142			DUE FROM OTHER FUNDS-STATE DIS	0.00
142 A 11440 000 892 00000 000			DUE FROM OTHER FUNDS-DISC PREK	0.00
142 A 11440 000 895 00000 000			DUE FROM OTHER FUNDS-FS JMS	0.00
142 A 11440 000 896 00000 000			DUE FROM OTHER FUNDS-FS SS	0.00
142 A 11440 000 900 00000 000			DUE FROM OTHER FUNDS-IDEA B	0.00
142 A 11440 000 900 00000 142				0.00
142 A 11440 000 910 00000 000			DUE FROM OTHER FUNDS	0.00
142 A 11440 000 934 00000 142			DUE FROM OTHER FUNDS	0.00
142 A 11440 000 935 00000 000			DUE FROM OTHER FUNDS	0.00
142 A 11440 --- --- ----- ---				0.00
142 A 21100 000 000 00000 142			ACCOUNTS PAYABLE	0.00
142 A 21100 --- --- ----- ---				0.00
142 A 21500 000 000 00000 142			DUE TO OTHER FUNDS	0.00
142 A 21500 --- --- ----- ---				0.00
142 A ----- --- --- ----- ---				982,442.86
L Liability				
142 L 21100 000 010 00000 000			ACCOUNTS PAYABLE	702.37CR
142 L 21100 000 100 00000 000			ACCOUNTS PAYABLE	6,996.85CR
142 L 21100 000 101 00000 000				0.00
142 L 21100 000 160 00000 000			TITLE I-D	0.00
142 L 21100 000 171 00000 000				0.00
142 L 21100 000 172 00000 000				0.00
142 L 21100 000 200 00000 000			ACCOUNTS PAYABLE	441.64CR
142 L 21100 000 440 00000 000			ACCOUNTS PAYABLE	354.13CR
142 L 21100 000 700 00000 000				0.00
142 L 21100 000 720 00000 000				0.00
142 L 21100 000 800 00000 000			ACCOUNTS PAYABLE	2,313.57CR
142 L 21100 000 801 00000 000			ACCOUNTS PAYABLE	0.00
142 L 21100 000 802 00000 000				0.00
142 L 21100 000 803 00000 000				0.00
142 L 21100 000 891 00000 000			ACCOUNTS PAYABLE	0.00
142 L 21100 000 892 00000 000			ACCOUNTS PAYABLE	0.00
142 L 21100 000 893 00000 000			ACCOUNTS PAYABLE	0.00
142 L 21100 000 894 00000 000			ACCOUNTS PAYABLE	0.00
142 L 21100 000 895 00000 000			ACCOUNTS PAYABLE	0.00
142 L 21100 000 896 00000 000			ACCOUNTS PAYABLE	0.00
142 L 21100 000 897 00000 000				0.00
142 L 21100 000 898 00000 000				0.00

Fnd T Acct	Obj Prj Loc	Prg	Account Level Description	Amount
L			Liability	
142 L 21100 000 899 00000 000				0.00
142 L 21100 000 900 00000 000			ACCOUNTS PAYABLE	2,986.70CR
142 L 21100 000 901 00000 000				0.00
142 L 21100 000 910 00000 000			ACCOUNTS PAYABLE	979.56CR
142 L 21100 000 930 00000 000				0.00
142 L 21100 000 931 00000 000				0.00
142 L 21100 000 932 00000 000				0.00
142 L 21100 000 933 00000 000				0.00
142 L 21100 000 934 00000 000				20,695.08CR
142 L 21100 000 935 00000 000				0.00
142 L 21100 000 936 00000 000				0.00
142 L 21100 000 937 00000 000				0.00
142 L 21100 000 940 00000 000				0.00
142 L 21100 000 950 00000 000				0.00
142 L 21100 --- --- ----- ---				35,469.90CR
142 L 21200 000 100 00000 000			ACCRUED PAYROLL	0.00
142 L 21200 000 931 00000 000			ACCRUED PAYROLL	0.00
142 L 21200 000 934 00000 000			ACCRUED PAYROLL	0.00
142 L 21200 000 935 00000 000			ACCRUED PAYROLL	0.00
142 L 21200 --- --- ----- ---				0.00
142 L 21310 000 000 00000 000				154.29
142 L 21310 000 010 00000 000			INCOME TAX WITHHELD AND UNPAID	154.29CR
142 L 21310 000 100 00000 000			INCOME TAX WITHHELD AND UNPAID	0.00
142 L 21310 000 160 00000 000			TITLE I-D	0.00
142 L 21310 000 200 00000 000			INCOME TAX WITHHELD AND UNPAID	0.00
142 L 21310 000 440 00000 000			INCOME TAX WITHHELD AND UNPAID	0.00
142 L 21310 000 580 00000 000			INCOME TAX WITHHELD AND UNPAID	0.00
142 L 21310 000 720 00000 000				0.00
142 L 21310 000 800 00000 000			INCOME TAX WITHHELD AND UNPAID	0.00
142 L 21310 000 891 00000 000			INCOME TAX WITHHELD AND UNPAID	0.00
142 L 21310 000 892 00000 000			INCOME TAX WITHHELD AND UNPAID	0.00
142 L 21310 000 894 00000 000			INCOME TAX WITHHELD AND UNPAID	0.00
142 L 21310 000 895 00000 000			INCOME TAX WITHHELD AND UNPAID	0.00
142 L 21310 000 896 00000 000			INCOME TAX WITHHELD AND UNPAID	0.00
142 L 21310 000 900 00000 000			INCOME TAX WITHHELD AND UNPAID	0.00
142 L 21310 000 901 00000 000				0.00
142 L 21310 000 910 00000 000			INCOME TAX WITHHELD AND UNPAID	0.00
142 L 21310 000 930 00000 000				0.00
142 L 21310 000 931 00000 000				0.00
142 L 21310 000 934 00000 000				0.00
142 L 21310 000 937 00000 000				0.00
142 L 21310 000 940 00000 000				0.00
142 L 21310 000 950 00000 000				0.00
142 L 21310 --- --- ----- ---				0.00
142 L 21320 000 000 00000 000				186.18
142 L 21320 000 010 00000 000			SOCIAL SECURITY TAX	186.18CR
142 L 21320 000 100 00000 000			SOCIAL SECURITY TAX	0.05
142 L 21320 000 160 00000 000			TITLE I-D	0.00
142 L 21320 000 200 00000 000			SOCIAL SECURITY TAX	0.00
142 L 21320 000 440 00000 000			SOCIAL SECURITY TAX	0.00
142 L 21320 000 580 00000 000			SOCIAL SECURITY TAX	0.00
142 L 21320 000 720 00000 000				0.00

Fnd T Acct	Obj Prj Loc	Prg	Account Level Description	Amount
L			Liability	
142 L 21320	000 800 00000	000	SOCIAL SECURITY TAX	0.00
142 L 21320	000 891 00000	000	SOCIAL SECURITY TAX	0.00
142 L 21320	000 894 00000	000	SOCIAL SECURITY TAX	0.00
142 L 21320	000 895 00000	000	SOCIAL SECURITY TAX	0.00
142 L 21320	000 896 00000	000	SOCIAL SECURITY TAX	0.00
142 L 21320	000 900 00000	000	SOCIAL SECURITY TAX	6.70CR
142 L 21320	000 901 00000	000		0.00
142 L 21320	000 910 00000	000	SOCIAL SECURITY TAX	0.00
142 L 21320	000 930 00000	000		0.00
142 L 21320	000 931 00000	000		0.00
142 L 21320	000 934 00000	000		0.00
142 L 21320	000 937 00000	000		0.00
142 L 21320	000 940 00000	000		0.00
142 L 21320	000 950 00000	000		0.00
				<hr/>
142 L 21320	---	---	-----	6.65CR
142 L 21325	000 000 00000	000		43.54
142 L 21325	000 010 00000	000	EMPLOYEE MEDICARE DEDUCTION	43.54CR
142 L 21325	000 100 00000	000	EMPLOYEE MEDICARE DEDUCTION	0.00
142 L 21325	000 160 00000	000	TITLE I-D	0.00
142 L 21325	000 200 00000	000	EMPLOYEE MEDICARE DEDUCTION	0.00
142 L 21325	000 440 00000	000	EMPLOYEE MEDICARE DEDUCTION	0.00
142 L 21325	000 580 00000	000	EMPLOYEE MEDICARE DEDUCTION	0.00
142 L 21325	000 720 00000	000		0.00
142 L 21325	000 800 00000	000	EMPLOYEE MEDICARE DEDUCTION	0.00
142 L 21325	000 891 00000	000	EMPLOYEE MEDICARE DEDUCTION	0.00
142 L 21325	000 892 00000	000	EMPLOYEE MEDICARE DEDUCTION	0.00
142 L 21325	000 894 00000	000	EMPLOYEE MEDICARE DEDUCTION	0.00
142 L 21325	000 895 00000	000	EMPLOYEE MEDICARE DEDUCTION	0.00
142 L 21325	000 896 00000	000	EMPLOYEE MEDICARE DEDUCTION	0.00
142 L 21325	000 900 00000	000	EMPLOYEE MEDICARE DEDUCTION	1.56CR
142 L 21325	000 901 00000	000		0.00
142 L 21325	000 910 00000	000	EMPLOYEE MEDICARE DEDUCTION	0.00
142 L 21325	000 930 00000	000		0.00
142 L 21325	000 931 00000	000		0.00
142 L 21325	000 934 00000	000		0.00
142 L 21325	000 937 00000	000		0.00
142 L 21325	000 940 00000	000		0.00
142 L 21325	000 950 00000	000		0.00
				<hr/>
142 L 21325	---	---	-----	1.56CR
142 L 21330	000 000 00000	000		0.00
142 L 21330	000 010 00000	000	RETIREMENT CONTRIBUTIONS	161.83CR
142 L 21330	000 100 00000	000	RETIREMENT CONTRIBUTIONS	0.00
142 L 21330	000 160 00000	000	RETIREMENT CONTRIBUTIONS	0.00
142 L 21330	000 200 00000	000	RETIREMENT CONTRIBUTIONS	0.00
142 L 21330	000 440 00000	000	RETIREMENT CONTRIBUTIONS	0.00
142 L 21330	000 580 00000	000	RETIREMENT CONTRIBUTIONS	0.00
142 L 21330	000 720 00000	000		0.00
142 L 21330	000 800 00000	000	RETIREMENT CONTRIBUTIONS	0.00
142 L 21330	000 891 00000	000	RETIREMENT CONTRIBUTIONS	0.00
142 L 21330	000 892 00000	000		0.00
142 L 21330	000 894 00000	000		0.00
142 L 21330	000 895 00000	000	RETIREMENT CONTRIBUTIONS	0.00
142 L 21330	000 896 00000	000		0.00

Fnd T Acct	Obj Prj Loc	Prg	Account Level Description	Amount
L			Liability	
142 L 21330	000 900 00000	000	RETIREMENT CONTRIBUTIONS	0.00
142 L 21330	000 901 00000	000		0.00
142 L 21330	000 910 00000	000	RETIREMENT CONTRIBUTIONS	0.00
142 L 21330	000 930 00000	000		0.00
142 L 21330	000 931 00000	000		0.00
142 L 21330	000 934 00000	000		0.00
142 L 21330	000 937 00000	000		0.00
142 L 21330	000 950 00000	000		0.00
				<hr/>
142 L 21330	---	---	-----	161.83CR
142 L 21339	000 000 00000	000		0.00
142 L 21339	000 010 00000	000	STATE DENTAL PLAN	0.00
142 L 21339	000 100 00000	000	STATE DENTAL PLAN	0.00
142 L 21339	000 160 00000	000	STATE DENTAL PLAN	0.00
142 L 21339	000 200 00000	000	STATE DENTAL PLAN	0.00
142 L 21339	000 440 00000	000	STATE DENTAL PLAN	0.00
142 L 21339	000 580 00000	000	STATE DENTAL PLAN	0.00
142 L 21339	000 800 00000	000	STATE DENTAL PLAN	0.00
142 L 21339	000 891 00000	000	STATE DENTAL PLAN	0.00
142 L 21339	000 892 00000	000	STATE DENTAL PLAN	0.00
142 L 21339	000 900 00000	000	STATE DENTAL PLAN	0.00
142 L 21339	000 910 00000	000		0.00
142 L 21339	000 937 00000	000		0.00
				<hr/>
142 L 21339	---	---	-----	0.00
142 L 21340	000 000 00000	000		0.00
142 L 21340	000 010 00000	000	INSURANCE CONTRIBUTIONS	283.80CR
142 L 21340	000 100 00000	000	INSURANCE CONTRIBUTIONS	0.00
142 L 21340	000 160 00000	000	INSURANCE CONTRIBUTIONS	0.00
142 L 21340	000 200 00000	000	INSURANCE CONTRIBUTIONS	0.00
142 L 21340	000 440 00000	000	INSURANCE CONTRIBUTIONS	0.00
142 L 21340	000 580 00000	000	INSURANCE CONTRIBUTIONS	0.00
142 L 21340	000 800 00000	000	INSURANCE CONTRIBUTIONS	0.00
142 L 21340	000 891 00000	000	INSURANCE CONTRIBUTIONS	0.00
142 L 21340	000 892 00000	000	MEDICAL INSURANCE PAYABLE	0.00
142 L 21340	000 900 00000	000	INSURANCE CONTRIBUTIONS	0.00
142 L 21340	000 910 00000	000	INSURANCE CONTRIBUTIONS	0.00
142 L 21340	000 937 00000	000		0.00
				<hr/>
142 L 21340	---	---	-----	283.80CR
142 L 21342	000 100 00000	000	HARTFORD ROTH	0.00
142 L 21342	000 160 00000	000	HARTFORD ROTH	0.00
142 L 21342	000 200 00000	000	HARTFORD ROTH	0.00
142 L 21342	000 440 00000	000	HARTFORD ROTH	0.00
142 L 21342	000 900 00000	000	HARTFORD ROTH	0.00
142 L 21342	000 910 00000	000		0.00
				<hr/>
142 L 21342	---	---	-----	0.00
142 L 21343	000 000 00000	000		0.00
142 L 21343	000 010 00000	000	AMERICAN FAMILY LIFE	76.74CR
142 L 21343	000 100 00000	000	AMERICAN FAMILY LIFE	0.00
142 L 21343	000 160 00000	000	AMERICAN FAMILY LIFE	0.00
142 L 21343	000 200 00000	000	AMERICAN FAMILY LIFE	0.00
142 L 21343	000 440 00000	000	AMERICAN FAMILY LIFE	0.00
142 L 21343	000 800 00000	000	AMERICAN FAMILY LIFE	0.00

Fnd T Acct	Obj Prj Loc	Prg	Account Level Description	Amount
L			Liability	
142 L 21343	000 900 00000	000	AMERICAN FAMILY LIFE	1,870.65CR
142 L 21343	000 901 00000	000		0.00
142 L 21343	000 910 00000	000	AMERICAN FAMILY LIFE	1,870.65
142 L 21343	---	---	-----	76.74CR
142 L 21344	000 100 00000	000	HORACE MANN LIFE INS	0.00
142 L 21344	000 160 00000	000	TITLE I-D	0.00
142 L 21344	000 900 00000	000	HORACE MANN LIFE INS	0.00
142 L 21344	---	---	-----	0.00
142 L 21346	000 000 00000	000		0.00
142 L 21346	000 010 00000	000	WASHINGTON NATIONAL INS	0.00
142 L 21346	000 160 00000	000	TITLE I-D	0.00
142 L 21346	000 900 00000	000	WASHINGTON NATIONAL INS	0.00
142 L 21346	000 910 00000	000	WASHINGTON NATIONAL INS	0.00
142 L 21346	---	---	-----	0.00
142 L 21347	000 000 00000	000		0.00
142 L 21347	000 100 00000	000	LIBERTY NATIONAL	0.00
142 L 21347	000 440 00000	000	LIBERTY NATIONAL	0.00
142 L 21347	000 800 00000	000	DEARBORN NATIONAL LIFE INSURAN	0.00
142 L 21347	000 900 00000	000	LIBERTY NATIONAL	0.00
142 L 21347	000 910 00000	000	LIBERTY NATIONAL	0.00
142 L 21347	---	---	-----	0.00
142 L 21348	000 000 00000	000		0.00
142 L 21348	000 010 00000	000	MEDICAL INSURANCE	106.80CR
142 L 21348	000 100 00000	000	MEDICAL INSURANCE	0.00
142 L 21348	000 160 00000	000	MEDICAL INSURANCE	0.00
142 L 21348	000 200 00000	000	EMPLOYEE INSURANCE DEDUCTIONS	0.00
142 L 21348	000 440 00000	000	MEDICAL INSURANCE	0.00
142 L 21348	000 580 00000	000	MEDICAL INSURANCE	0.00
142 L 21348	000 800 00000	000	MEDICAL INSURANCE	0.00
142 L 21348	000 891 00000	000	EMPLOYEE INSURANCE DEDUCTIONS	0.00
142 L 21348	000 900 00000	000	MEDICAL INSURANCE	0.00
142 L 21348	000 910 00000	000	MEDICAL INSURANCE	0.00
142 L 21348	000 937 00000	000		0.00
142 L 21348	---	---	-----	106.80CR
142 L 21349	000 010 00000	000		0.00
142 L 21349	000 100 00000	000	UNITED WAY	0.00
142 L 21349	000 200 00000	000		0.00
142 L 21349	000 440 00000	000		0.00
142 L 21349	000 900 00000	000	UNITED WAY	0.00
142 L 21349	---	---	-----	0.00
142 L 21351	000 010 00000	000	HORACE MANN ANNUITY	0.00
142 L 21351	000 100 00000	000	HORACE MANN ANNUITY	0.00
142 L 21351	000 160 00000	000	HORACE MANN ANNUITY	0.00
142 L 21351	000 200 00000	000	HORACE MANN ANNUITY	0.00
142 L 21351	000 440 00000	000	HORACE MANN ANNUITY	0.00
142 L 21351	000 580 00000	000	HORACE MANN ANNUITY	0.00
142 L 21351	---	---	-----	0.00
142 L 21353	000 000 00000	000		0.00

Fnd T Acct	Obj Prj Loc	Prg	Account Level Description	Amount
L			Liability	
142 L 21353	000 010 00000	000	DAVIS VISION	1.00CR
142 L 21353	000 100 00000	000	DAVIS VISION	0.00
142 L 21353	000 160 00000	000	DAVIS VISION	0.00
142 L 21353	000 200 00000	000	DAVIS VISION	0.00
142 L 21353	000 440 00000	000	DAVIS VISION	0.00
142 L 21353	000 580 00000	000	DAVIS VISION	0.00
142 L 21353	000 800 00000	000	DAVIS VISION	0.00
142 L 21353	000 900 00000	000	DAVIS VISION	0.00
142 L 21353	000 937 00000	000		0.00
				<hr/>
142 L 21353	---	---	-----	1.00CR
142 L 21354	000 000 00000	000	ONE AMERICA	0.00
142 L 21354	000 100 00000	000	ONE AMERICA	206.34
142 L 21354	000 160 00000	000	ONE AMERICA	0.00
142 L 21354	000 200 00000	000	ONE AMERICA	0.00
142 L 21354	000 440 00000	000	ONE AMERICA	0.00
142 L 21354	000 580 00000	000	ONE AMERICA	0.00
142 L 21354	000 800 00000	000	ONE AMERICA	0.00
142 L 21354	000 891 00000	000	ONE AMERICA	0.00
142 L 21354	000 900 00000	000	ONE AMERICA	375.90
142 L 21354	000 910 00000	000	ONE AMERICA	24.30
				<hr/>
142 L 21354	---	---	-----	606.54
142 L 21356	000 100 00000	000	TRUSTMARK	0.00
142 L 21356	000 160 00000	000	TRUSTMARK	0.00
142 L 21356	000 200 00000	000	TRUSTMARK	0.00
142 L 21356	000 900 00000	000	TRUSTMARK	0.00
				<hr/>
142 L 21356	---	---	-----	0.00
142 L 21357	000 100 00000	000	MODERN WOODMEN INS PAYABL	0.00
				<hr/>
142 L 21357	---	---	-----	0.00
142 L 21359	000 000 00000	000	HYBRID PRETAXED CONTRIBUTION	0.00
142 L 21359	000 100 00000	000	HYBRID PRETAXED CONTRIBUTION	0.00
142 L 21359	000 200 00000	000	HYBRID PRETAXED CONTRIBUTION	0.00
142 L 21359	000 440 00000	000	HYBRID PRETAXED CONTRIBUTION	0.00
142 L 21359	000 720 00000	000		0.00
142 L 21359	000 891 00000	000	HYBRID PRETAXED CONTRIBUTION	0.00
142 L 21359	000 900 00000	000	HYBRID PRETAXED CONTRIBUTION	0.00
142 L 21359	000 901 00000	000		0.00
142 L 21359	000 931 00000	000		0.00
142 L 21359	000 934 00000	000		0.00
142 L 21359	000 937 00000	000		0.00
				<hr/>
142 L 21359	---	---	-----	0.00
142 L 21360	000 100 00000	000	GARNISHMENTS AND LEVIES	0.00
142 L 21360	000 900 00000	000	GARNISHMENTS AND LEVIES	218.35CR
				<hr/>
142 L 21360	---	---	-----	218.35CR
142 L 21362	000 000 00000	000		0.00
142 L 21362	000 100 00000	000	USABLE LIFE INS	0.00
142 L 21362	000 200 00000	000	USABLE LIFE INS	0.00
142 L 21362	000 580 00000	000	USABLE LIFE INS	0.00
142 L 21362	000 800 00000	000	USABLE Life	0.00
142 L 21362	000 900 00000	000	USABLE LIFE INS	0.00

Fnd T Acct	Obj Prj Loc	Prg	Account Level Description	Amount
L			Liability	
142 L 21362 000 910 00000 000			USABLE LIFE INS	0.00
142 L 21362 201 000 00000 000				0.00
142 L 21362 201 100 00000 000			SOCIAL SECURITY	0.00
142 L 21362 201 200 00000 000			SOCIAL SECURITY	0.00
142 L 21362 201 900 00000 000			SOCIAL SECURITY	0.00
142 L 21362 201 910 00000 000			SOCIAL SECURITY	0.00
142 L 21362 204 000 00000 000				0.00
142 L 21362 204 100 00000 000			STATE RETIREMENT	0.00
142 L 21362 204 200 00000 000			STATE RETIREMENT	0.00
142 L 21362 204 900 00000 000			STATE RETIREMENT	0.00
142 L 21362 204 910 00000 000			STATE RETIREMENT	0.00
142 L 21362 207 000 00000 000				0.00
142 L 21362 207 100 00000 000			MEDICAL INSURANCE	0.00
142 L 21362 207 160 00000 000			MEDICAL INSURANCE	0.00
142 L 21362 207 200 00000 000			MEDICAL INSURANCE	0.00
142 L 21362 207 900 00000 000			MEDICAL INSURANCE	0.00
142 L 21362 207 910 00000 000			MEDICAL INSURANCE	0.00
142 L 21362 212 000 00000 000				0.00
142 L 21362 212 100 00000 000			MEDICARE	0.00
142 L 21362 212 200 00000 000			MEDICARE	0.00
142 L 21362 212 900 00000 000			MEDICARE	0.00
142 L 21362 212 910 00000 000			MEDICARE	0.00
142 L 21362 --- --- ----- ---				0.00
142 L 21365 000 010 00000 000				0.00
142 L 21365 000 100 00000 000			WAGeworks	0.00
142 L 21365 000 200 00000 000			WAGeworks	0.00
142 L 21365 000 580 00000 000			WAGeworks	0.00
142 L 21365 000 900 00000 000			WAGeworks	0.00
142 L 21365 --- --- ----- ---				0.00
142 L 21366 000 100 00000 000				0.00
142 L 21366 000 200 00000 000				0.00
142 L 21366 000 900 00000 000			LSW/VALUE TEACH	0.00
142 L 21366 --- --- ----- ---				0.00
142 L 21370 000 010 00000 000			AIG RETIREMENT (VALIC)	0.00
142 L 21370 000 100 00000 000			AIG RETIREMENT (VALIC)	0.00
142 L 21370 000 200 00000 000			AIG RETIREMENT (VALIC)	0.00
142 L 21370 000 440 00000 000			AIG RETIREMENT (VALIC)	0.00
142 L 21370 --- --- ----- ---				0.00
142 L 21380 000 010 00000 000			CREDIT UNION DEDUCTION	50.00CR
142 L 21380 000 100 00000 000			CREDIT UNION DEDUCTION	0.00
142 L 21380 000 580 00000 000			CREDIT UNION DEDUCTION	0.00
142 L 21380 --- --- ----- ---				50.00CR
142 L 21390 000 010 00000 000			NEA TEA WCEA DUES	0.00
142 L 21390 000 100 00000 000			NEA TEA WCEA DUES	0.00
142 L 21390 000 200 00000 000			NEA TEA WCEA DUES	0.00
142 L 21390 000 580 00000 000			NEA TEA WCEA DUES	0.00
142 L 21390 000 900 00000 000			NEA TEA WCEA DUES	0.00
142 L 21390 --- --- ----- ---				0.00
142 L 21392 000 900 00000 000				0.00

Fnd T Acct	Obj Prj Loc	Prg	Account Level Description	Amount
L			Liability	
142 L 21392	---	---	-----	0.00
142 L 21500	000 000	000000	000	0.00
142 L 21500	000 010	000000	000 DUE TO OTHER FUNDS	7.79CR
142 L 21500	000 100	000000	000 DUE TO OTHER FUNDS	6,996.85
142 L 21500	000 160	000000	000 DUE TO OTHER FUNDS	0.00
142 L 21500	000 200	000000	000 DUE TO OTHER FUNDS	441.64
142 L 21500	000 300	000000	000 DUE TO OTHER FUNDS	0.00
142 L 21500	000 440	000000	000 DUE TO OTHER FUNDS	354.13
142 L 21500	000 720	000000	000 DUE TO OTHER FUNDS	0.00
142 L 21500	000 800	000000	000 DUE TO OTHER FUNDS	0.00
142 L 21500	000 891	000000	000 DUE TO OTHER FUNDS	0.00
142 L 21500	000 892	000000	000 DUE TO OTHER FUNDS	0.00
142 L 21500	000 894	000000	000 DUE TO OTHER FUNDS	0.00
142 L 21500	000 896	000000	000 Due To Other Funds	0.00
142 L 21500	000 900	000000	000 DUE TO OTHER FUNDS	0.00
142 L 21500	000 910	000000	000 DUE TO OTHER FUNDS	0.00
142 L 21500	000 935	000000	000 DUE TO OTHER FUNDS	0.00
142 L 21500	---	---	-----	7,784.83
142 L 21530	000 000	000000	000 DUE TO STATE OF TENNESSEE	0.00
142 L 21530	000 010	000000	000 DUE TO STATE OF TENNESSEE	0.00
142 L 21530	000 200	000000	000 DUE TO STATE OF TENNESSEE	0.00
142 L 21530	000 800	000000	000 DUE TO STATE OF TN	0.00
142 L 21530	000 892	000000	000 Due to State of Tennessee	0.00
142 L 21530	000 900	000000	000 DUE TO STATE OF TENNESSEE	0.00
142 L 21530	---	---	-----	0.00
142 L 21535	000 100	000000	000 DAVIS VISION	0.00
142 L 21535	---	---	-----	0.00
142 L 21900	000 000	000000	000 OTHER CURRENT LIABILITIES	0.00
142 L 21900	000 010	000000	000 OTHER CURRENT LIABILITIES	0.00
142 L 21900	000 100	000000	000 OTHER CURRENT LIABILITIES	0.00
142 L 21900	000 160	000000	000 OTHER CURRENT LIABILITIES	0.00
142 L 21900	000 200	000000	000 OTHER CURRENT LIABILITIES	0.00
142 L 21900	000 440	000000	000 OTHER CURRENT LIABILITIES	0.00
142 L 21900	000 720	000000	000 OTHER CURRENT LIABILITIES	0.00
142 L 21900	000 800	000000	000 OTHER CURRENT LIABILITIES	0.00
142 L 21900	000 891	000000	000 OTHER CURRENT LIABILITIES	0.00
142 L 21900	000 894	000000	000 OTHER CURRENT LIABILITIES	0.00
142 L 21900	000 895	000000	000 OTHER CURRENT LIABILITIES	0.00
142 L 21900	000 896	000000	000 OTHER CURRENT LIABILITIES	0.00
142 L 21900	000 900	000000	000 OTHER CURRENT LIABILITIES	0.00
142 L 21900	000 901	000000	000 OTHER CURRENT LIABILITIES	0.00
142 L 21900	000 910	000000	000 OTHER CURRENT LIABILITIES	0.00
142 L 21900	000 930	000000	000 OTHER CURRENT LIABILITIES	0.00
142 L 21900	000 931	000000	000 OTHER CURRENT LIABILITIES	0.00
142 L 21900	000 934	000000	000 OTHER CURRENT LIABILITIES	0.00
142 L 21900	000 937	000000	000 OTHER CURRENT LIABILITIES	0.00
142 L 21900	000 940	000000	000 OTHER CURRENT LIABILITIES	0.00
142 L 21900	000 950	000000	000 OTHER CURRENT LIABILITIES	0.00
142 L 21900	---	---	-----	0.00

Fnd T Acct	Obj Prj Loc	Prg	Account Level Description	Amount
L Liability				
142 L	-----	---	---	27,985.26CR
				=====
Q Equity				
142 Q	34100 000 800 00000 000		PO PAYABLE	0.00

142 Q	34100 --- --- -----			0.00
142 Q	34110 000 000 00000 000		PURCHASE ORDER PAYABLE	0.00
142 Q	34110 000 100 00000 000		PURCHASE ORDER PAYABLE	0.00
142 Q	34110 000 160 00000 000		PURCHASE ORDER PAYABLE	0.00
142 Q	34110 000 200 00000 000		PURCHASE ORDER PAYABLE	0.00
142 Q	34110 000 440 00000 000		PURCHASE ORDER PAYABLE	0.00
142 Q	34110 000 800 00000 000		PURCHASE ORDER PAYABLE	0.00
142 Q	34110 000 891 00000 000		PURCHASE ORDER PAYABLE	0.00
142 Q	34110 000 892 00000 000		PURCHASE ORDER PAYABLE	0.00
142 Q	34110 000 893 00000 000		PURCHASE ORDER PAYABLE	0.00

142 Q	34110 --- --- -----			0.00
142 Q	34111 000 000 00000 000			0.00

142 Q	34111 --- --- -----			0.00
142 Q	34120 000 000 00000 000			0.00

142 Q	34120 --- --- -----			0.00
142 Q	39000 000 000 00000 000			983,019.67CR
142 Q	39000 000 010 00000 000		REV EXP SUMMARY FLOW THROUGH	107,409.15
142 Q	39000 000 100 00000 000		REV EXP SUMMARY FLOW THROUGH	106,804.94CR
142 Q	39000 000 101 00000 000			0.00
142 Q	39000 000 160 00000 000		REV EXP SUMMARY FLOW THROUGH	0.00
142 Q	39000 000 171 00000 000			94.00CR
142 Q	39000 000 172 00000 000			0.00
142 Q	39000 000 200 00000 000		REV EXP SUMMARY FLOW THROUGH	14,022.20CR
142 Q	39000 000 440 00000 000		REV EXP SUMMARY FLOW THROUGH	616.00
142 Q	39000 000 700 00000 000			0.00
142 Q	39000 000 720 00000 000			0.00
142 Q	39000 000 800 00000 000		REV EXP SUMMARY FLOW THROUGH	1,530.00
142 Q	39000 000 801 00000 000		REV EXP SUMMARY FLOW THROUGH	0.00
142 Q	39000 000 802 00000 000			0.00
142 Q	39000 000 803 00000 000			0.00
142 Q	39000 000 891 00000 000		REV EXP SUMMARY FLOW THROUGH	0.00
142 Q	39000 000 892 00000 000		REV EXP SUMMARY FLOW THROUGH	0.00
142 Q	39000 000 893 00000 000		REV EXP SUMMARY FLOW THROUGH	0.00
142 Q	39000 000 894 00000 000		REV EXP SUMMARY FLOW THROUGH	0.00
142 Q	39000 000 895 00000 000		REV EXP SUMMARY FLOW THROUGH	0.00
142 Q	39000 000 896 00000 000		REV EXP SUMMARY FLOW THROUGH	0.00
142 Q	39000 000 897 00000 000			0.00
142 Q	39000 000 898 00000 000			0.00
142 Q	39000 000 899 00000 000			0.00
142 Q	39000 000 900 00000 000		REV EXP SUMMARY FLOW THROUGH	3,971.86
142 Q	39000 000 901 00000 000			386.15
142 Q	39000 000 910 00000 000		REV EXP SUMMARY FLOW THROUGH	1,054.79CR
142 Q	39000 000 930 00000 000			0.00
142 Q	39000 000 931 00000 000			0.00

Account Level						Amount		
Fnd	T	Acct	Obj	Prj	Loc	Prg	Description	
Q							Equity	
142	Q	39000	000	932	00000	000		364.52CR
142	Q	39000	000	933	00000	000		0.00
142	Q	39000	000	934	00000	000		27,085.00
142	Q	39000	000	935	00000	000		0.00
142	Q	39000	000	936	00000	000		0.00
142	Q	39000	000	937	00000	000		9,900.60
142	Q	39000	000	940	00000	000		3.76
142	Q	39000	000	950	00000	000		0.00
<hr/>								
142	Q	39000	---	---	-----	---		954,457.60CR
<hr/>								
142	Q	-----	---	---	-----	---		954,457.60CR
<hr/>								=====
<hr/>								
Grand Asset Totals								982,442.86
Grand Liability Totals								27,985.26CR
Grand Equity Totals								954,457.60CR
Grand Totals								0.00

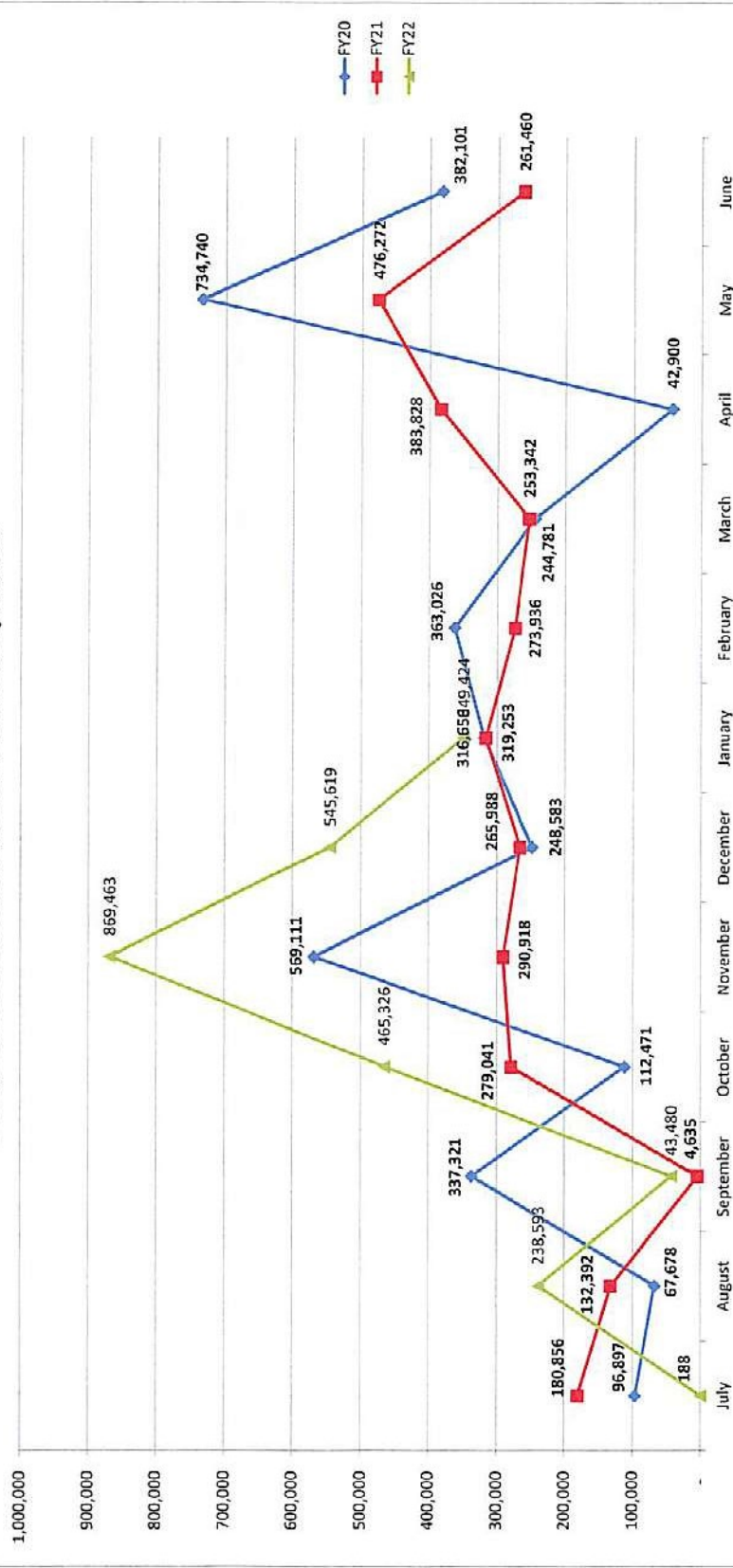
Number of Accounts: 509

***** End of report *****

Revenue Comparison

	July	August	September	October	November	December	January	February	March	April	May	June	Totals-January
FY18	56,161	57,986	137,772	480,851	299,619	107,422	382,928	115,313	403,556	218,966	324,776	174,522	1,522,740
FY19	53,086	78,498	314,242	89,217	361,225	246,588	382,380	317,529	322,633	315,330	283,344	178,802	1,525,237
FY20	96,897	67,678	337,321	112,471	569,111	248,583	319,253	363,026	244,781	42,900	734,740	382,101	1,751,313
FY21	180,856	132,392	4,635	279,041	290,918	265,988	316,656	273,936	253,342	383,828	476,272	261,460	1,470,485
FY22	188	238,593	43,480	465,326	869,463	545,619	349,424						2,512,093
Net Change PY	(180,668)	106,202	38,845	186,285	578,544	279,631	32,767						1,041,608

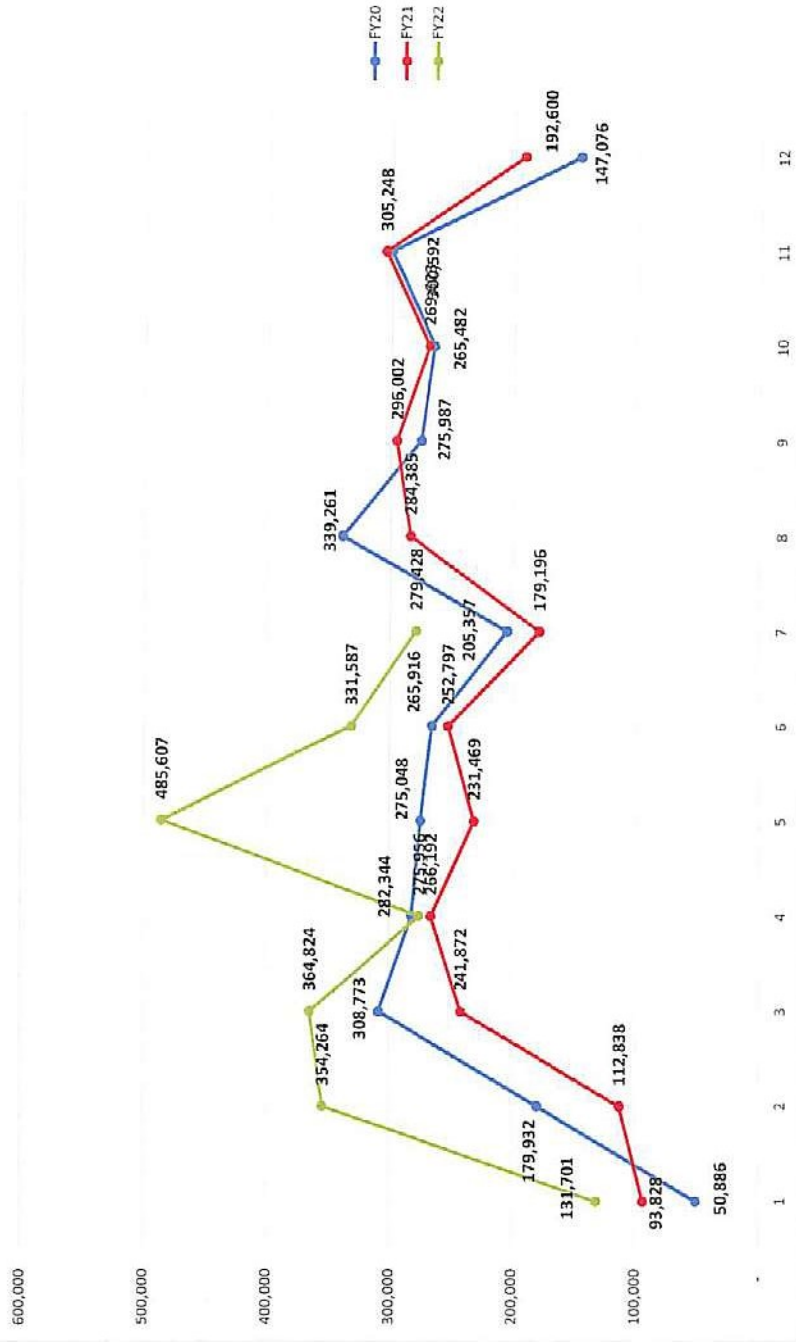
Dietary Fund Revenue FY20 to FY22 Comparison



Expense Comparison

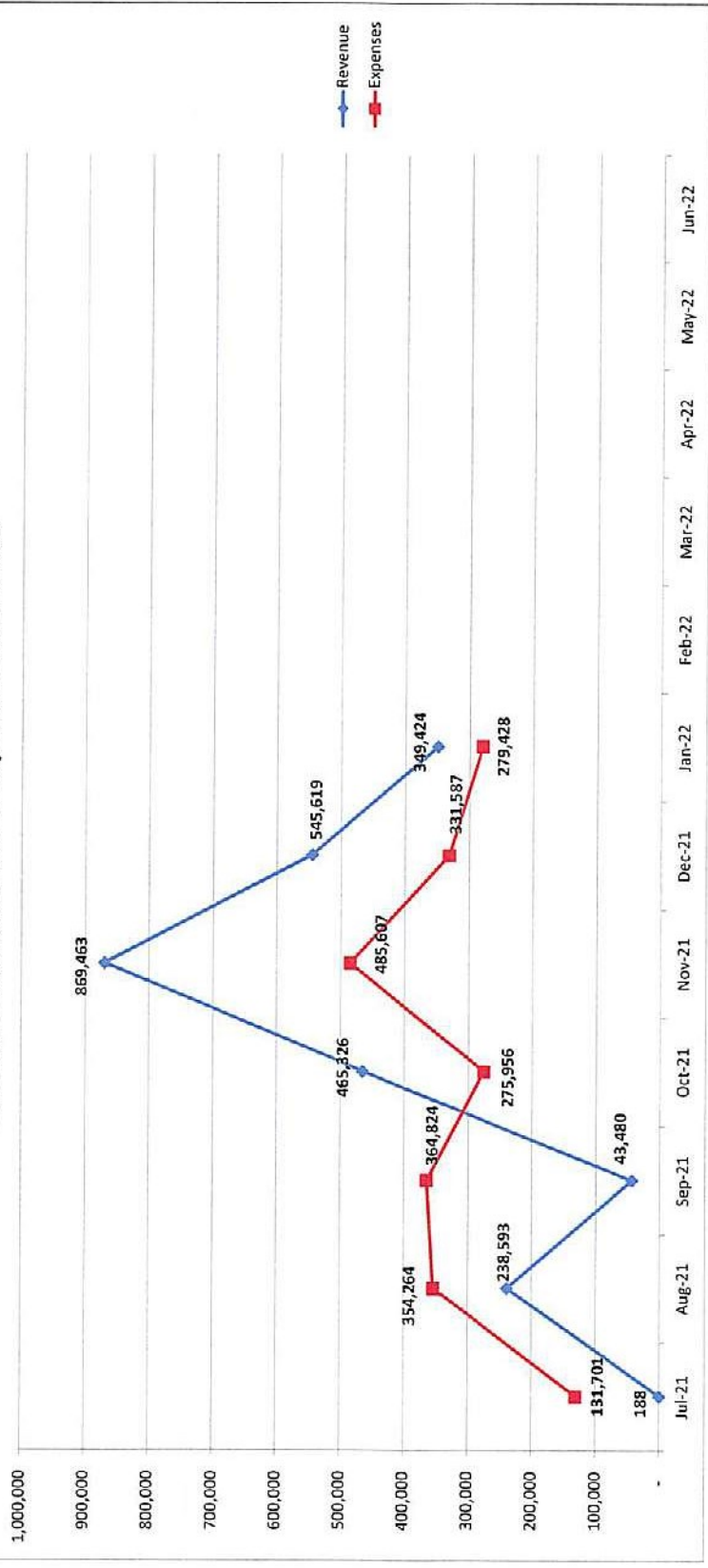
	July	August	September	October	November	December	January	February	March	April	May	June	Totals-January	FY Results January
FY18	58,908	128,454	120,178	485,391	240,457	153,569	271,760	214,841	266,415	189,071	353,340	49,292	1,458,718	\$ 64,022
FY19	53,389	170,362	307,178	203,695	263,528	249,324	193,106	265,537	270,113	196,203	208,780	103,698	1,440,582	\$ 84,655
FY20	50,886	179,932	308,773	282,344	275,048	265,916	205,357	339,261	275,987	265,482	300,592	147,076	1,568,256	\$ 183,057
FY21	93,828	112,838	241,872	266,192	231,469	252,797	179,196	284,385	296,002	269,623	305,248	192,600	1,378,191	\$ 92,294
FY22	131,701	354,264	364,824	275,956	485,607	331,587	279,428	284,385	296,002	269,623	305,248	192,600	2,223,367	\$ 288,726
Net Change PY	37,873	241,426	122,951	9,765	254,138	78,790	100,232							845,176

Dietary Fund Expense Comparison FY20 to FY22



	Jul-21	Aug-21	Sep-21	Oct-21	Nov-21	Dec-21	Jan-22	Feb-22	Mar-22	Apr-22	May-22	Jun-22 Totals-January
Revenue	188	238,593	43,480	465,326	869,463	545,619	349,424					2,512,093
Expenses	131,701	354,264	364,824	275,956	485,607	331,587	279,428					2,223,367
Variance	(131,513)	(115,671)	(321,343)	189,370	383,855	214,032	69,996					288,726

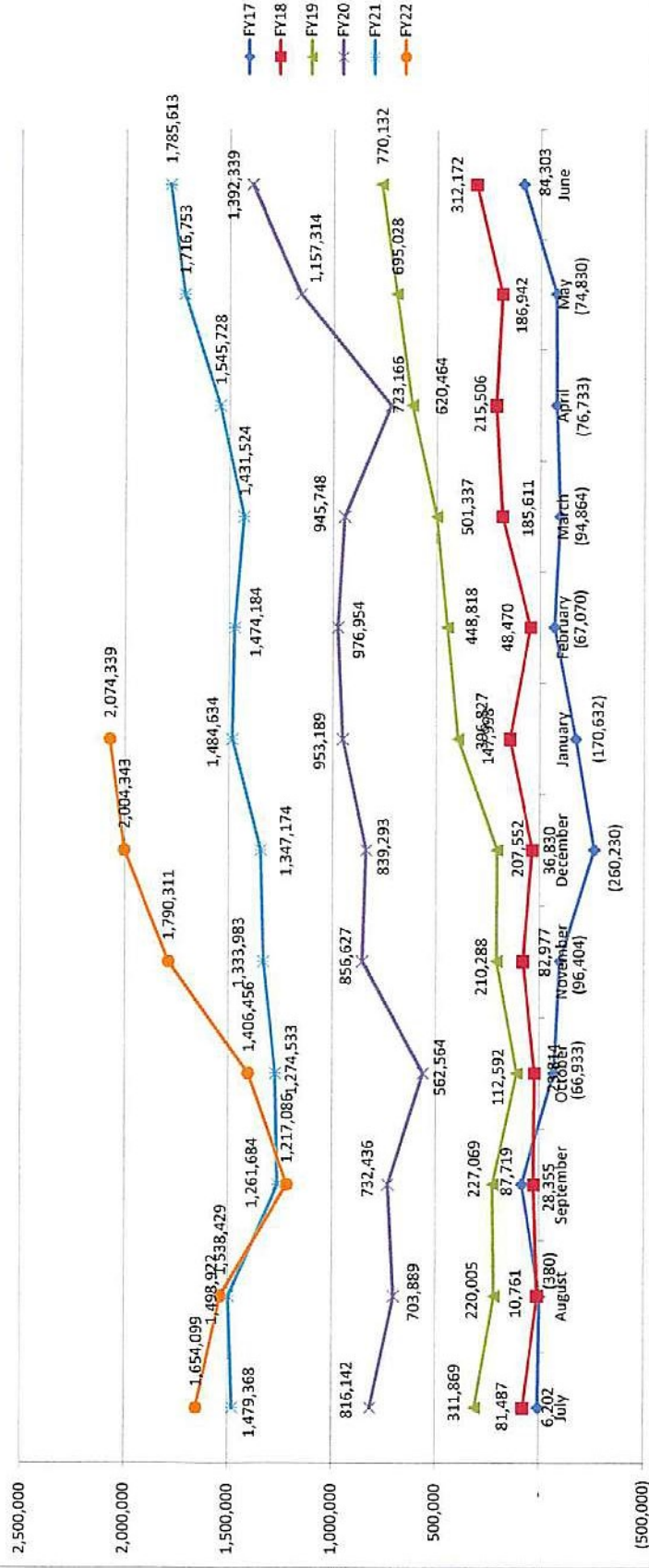
Dietary Fund Revenue & Expense Trend FY21



Dietary Fund Balance

	July	August	September	October	November	December	January	February	March	April	May	June
FY17	6,202	(380)	87,719	(66,933)	(96,404)	(260,230)	(170,632)	(67,070)	(94,864)	(76,733)	(74,830)	84,303
FY18	81,487	10,761	28,355	23,814	82,977	36,830	147,998	48,470	185,611	215,506	186,942	312,172
FY19	311,869	220,005	227,069	112,592	210,288	207,552	396,827	448,818	501,337	620,464	695,028	770,132
FY20	816,142	703,889	732,436	562,564	856,627	839,293	953,189	976,954	945,748	723,166	1,157,314	1,392,339
FY21	1,479,368	1,498,922	1,261,684	1,274,533	1,333,983	1,347,174	1,484,634	1,474,184	1,431,524	1,545,728	1,716,753	1,785,613
FY22	1,654,099	1,538,429	1,217,086	1,406,456	1,790,311	2,004,343	2,074,339					
1-Year Results	174,731	39,507	(44,598)	131,923	456,328	657,170	589,705					
2-Year Results	837,957	834,540	484,650	843,892	933,684	1,165,050	1,121,150					
3-Year Results	1,342,230	1,318,424	990,017	1,293,864	1,580,023	1,796,791	1,677,512					
4-Year Results	1,572,612	1,527,668	1,188,731	1,382,642	1,707,334	1,967,514	1,926,341					
5-Year Results	1,647,897	1,538,809	1,129,367	1,473,388	1,886,715	2,264,573	2,244,971					

Dietary Fund Balance Tracking FY17 to FY22 (Trustee's Report)



School Bus Payment Authorization

The final prices for school bus purchases came in for FY22 as listed below

- Conventional Buses totaling \$780,997.00
- Mini Buses totaling \$203,670.00
- **Total Price equals \$984,667.00**

The Washington County Commission previously approved a total amount of \$946,000.00 to be designated for school bus purchases.

To meet time restriction deadlines we are requesting Board of Education Approval to fund the remaining amount of \$38,667.00 out of the School General Fund (141).

- The below expense line item has been identified with available funds, therefore no budget amendment needs to be processed.
 - 141E 72620-701

TN All Core Grant Summary

Funding for tutoring, classroom supplies, and curriculum support

- Tutoring support to students
 - 13 Educational Assistants (Math and ELA focused) at \$20.00 per hour out of 142E 72210-189-930
- Classroom supplies and curriculum support to support ELA/Reading tutoring
 - 142E 72210-429-930 \$92,083.08
 - 142E 72210-499-930 \$100,460.11
 - mClass and Dibels support
 - Amplify reading
 - Digital Platform

Perkins Basic Grant Summary

To support the students and curriculum of the CTE Programs

- CTE Coordinators stipends annually at each high school \$1,800.00 plus fixed costs
 - 142E 71300-189-800
- Industry Certification Curriculum-Career exploration and career development for \$36,369.77
 - 142E 71300-429-800
- Other Industry Certifications for \$13,760.00
 - 142E 71300-499-800
- CTE Equipment – Brick engraver, washer and dryer, automatic transmission simulator, 3D printer for metals, CNC Plasma Cutter, Wire EDM, Epson Direct Printer, Waycom Drawing tablets, Styling stations, hospital beds all totaling \$70,546.05
 - 142E 71300-730-800

PURCHASING DEPARTMENT
WASHINGTON COUNTY BOARD OF EDUCATION

Purchase Order **№ 5029**

Date Issued **02-08-22**

Appropriation No.

Dept.

School

PURCHASE ORDER

TO
Frontline Education

NOTICE TO VENDOR

1. Purchase order **MUST** bear two signatures in order to be valid.
2. Purchase order number **MUST** appear on all invoices submitted for payment.
3. Mail **TWO** copies of your invoice promptly to:

Washington County Board of Education
 405 West College Street
 Jonesborough, TN 37659
 Telephone (423) 753-1105

Deliver to **Washington County**
 Address **Department of Education**
405 W. College Street
 Via **Jonesborough, TN 37659**

Articles on this order must be charged to account of

ARTICLES OR SERVICES	CODE	QUANTITY & UNIT	UNIT PRICE	TOTAL
(Unless otherwise stated all prices F.O.B. Destination)				
<i>Frontline Education Renewal</i>				
<i>* Sole Source, Existing Program *</i>				
GRAND TOTAL - INCLUDING ALL ATTACHED PAGES			#	<i>26,291.39</i>

SUBJECT TO THE FOLLOWING CONDITIONS

1. All packages, cartons or other containers must be plainly marked with the purchase order number.
2. The right is reserved to purchase in the open market and to charge the difference to the Vendor in the event that deliveries are not made at the time specified in the bid and on this order.
3. Whenever a delivery is rejected, the Vendor shall be notified and be given the reason for the rejection. All rejected deliveries shall be held at the Vendor's risk and he shall bear the expense of removal.
4. Acceptance of this order includes acceptance of all terms, prices, delivery, instructions, specifications and conditions stated.
5. The county is not liable for Federal excise tax or state sales tax.
6. Each shipment and/or each purchase order should be covered by separate invoice.

IMPORTANT: INVOICES AND PACKAGES MUST BEAR PURCHASE ORDER NUMBER

VENDOR'S COPY

There is an otherwise unincumbered balance to the credit of the proper appropriation, allotment or fund to meet the expenditure covered by this purchase.

Authorized Signature

APPROVED:

Purchasing Agent



Quote ID Q-98625
02/08/2022

Frontline Education Renewal Notice

Attn: Washington County School District

Thank you for your continued partnership with Frontline Education. We remain focused on providing you with industry-leading solutions and technology for K-12. As part of the ongoing investment in your solutions, our Learning Center continues to be enhanced to provide access to articles with answers to routine questions 24/7. This includes the ability to create a support request.

Below you will find information about the renewal of your subscription(s) that renew on 7/01/2022. Once you have reviewed the pricing for your upcoming subscription you can either:

- Use this [link](#) to confirm the renewal of your subscriptions, or
- If you have questions, please reach out to your Client Success Manager to discuss your discuss or request information about our multi-year contract options.

Description	Start Date	End Date	Qty	Rate	Amount
Absence & Substitute Management, unlimited usage for internal employees	7/01/2022	6/30/2023	1	\$26,291.39	\$26,291.39
Total					\$26,291.39

Please use this [link](#) to indicate that you intend to renew your subscriptions and request your invoice if needed.

Need assistance? You can reach us by calling Laurie Menter at 314-665-2510 or by emailing us at renewals@frontlineed.com.

Laura Hughes
Director, Client Retention and Renewals

PURCHASING DEPARTMENT
WASHINGTON COUNTY BOARD OF EDUCATION

Purchase Order **No 5272**

Date Issued **2/10/2022**

Appropriation No. **71300 730**

Dept. **CTE**

School **DCHS**

PURCHASE ORDER

TO **Gov. Connect**

Deliver to **David Crockett**
 Address **Attn: Mark Good**
 Via

NOTICE TO VENDOR

1. Purchase order **MUST** bear two signatures in order to be valid.
2. Purchase order number **MUST** appear on all invoices submitted for payment.
3. Mail **TWO** copies of your invoice promptly to:

Washington County Board of Education
 405 West College Street
 Jonesborough, TN 37659
 Telephone (423) 753-1105

Articles on this order must be charged to account of

ARTICLES OR SERVICES	CODE	QUANTITY & UNIT	UNIT PRICE	TOTAL
(Unless otherwise stated all prices F.O.B. Destination) Please see attached quote - * State contract NJPA		25		
GRAND TOTAL - INCLUDING ALL ATTACHED PAGES				\$18,618.75 <i>OGM/C</i>

SUBJECT TO THE FOLLOWING CONDITIONS

1. All packages, cartons or other containers must be plainly marked with the purchase order number.
2. The right is reserved to purchase in the open market and to charge the difference to the Vendor in the event that deliveries are not made at the time specified in the bid and on this order.
3. Whenever a delivery is rejected, the Vendor shall be notified and be given the reason for the rejection. All rejected deliveries shall be held at the Vendor's risk and he shall bear the expense of removal.
4. Acceptance of this order includes acceptance of all terms, prices, delivery, instructions, specifications and conditions stated.
5. The county is not liable for Federal excise tax or state sales tax.
6. Each shipment and/or each purchase order should be covered by separate invoice.

IMPORTANT: INVOICES AND PACKAGES MUST BEAR PURCHASE ORDER NUMBER

VENDOR'S COPY

There is an otherwise unincumbered balance to the credit of the proper appropriation, allotment or fund to meet the expenditure covered by this purchase.

Authorized Signature

APPROVED:

Purchasing Agent

SALES QUOTE

GovConnection, Inc.
732 Milford Road
Merrimack, NH 03054

Account Executive: Jamie Stoltze
Phone: (800) 800-0019 ext. 75520
Fax: 603-683-0882
Email: jamie.stoltze@connection.com

25308881.01

PLEASE REFER TO THE ABOVE
QUOTE # WHEN ORDERING

Date: 2/5/2022
Valid Through: 3/7/2022
Account #: 1855661

Account Manager:
Phone:
Fax:
Email:

Customer Contact: Jeana Money
Email: moneyj@wcde.org

Phone: (423) 753-1100
Fax:

QUOTE PROVIDED TO: AB#: 1855661 WASHINGTON COUNTY BOARD OF EDUCATION ACCOUNTS PAYABLE 405 WEST COLLEGE STREET JONESBOROUGH, TN 37659 (423) 753-1105	SHIP TO: AB#: 12352776 WASHINGTON COUNTY BOARD OF 405 W COLLEGE ST JONESBOROUGH, TN 37659 (423) 753-1100
--	--

DELIVERY	FOB	SHIP VIA	SHIP WEIGHT	TERMS	CONTRACT ID#
5-30 Days A/R/O	Destination	UPS Ground Commercial	164.00 lbs	Net 30	R210402

Important Notice: — THIS QUOTATION IS SUBJECT TO THE FOLLOWING Terms of Sale: All purchases from GovConnection, Inc. are subject to the Terms and Conditions of our OMNIA Partners/Region 4 ESC Contract # R210402. Any Order accepted by GovConnection for the items included in this Quotation is expressly limited to those Terms and Conditions; any other terms and conditions referenced or appearing in your Purchase Order are considered null and void. No other terms and conditions shall apply without the written consent of GovConnection, Inc. Please refer to our Quote Number in your order.

* Line #	Qty	Item #	Mfg. Part #	Description	Mfg.	Price	Ext	
1	25	41277950	4L1Q8UT#ABA	HP 250 G8 Core i5-1135G7 / 16GB / 256GB PCIe / ac / BT / WC / 15.6" FHD / W10P64 / 1 year warranty HPI Notebooks	HPI Notebooks	\$ 744.75	\$ 18,618.75	
Subtotal							\$	18,618.75
Fee							\$	0.00
Shipping and Handling							\$	0.00
Tax								Exempt!
Total							\$	18,618.75

Requesting BOE approval for P.O. 5333 for the DCHS CTE – Welding program under the below criteria.

141E 71300-730

- Purchase through Holston Gases
 - Powermig 260 (price quotes included)-quantity 3 \$8,898.00
 - Powermax 30 xp Hand System (price quotes included)-quantity 2 \$2,758.00

- Request permission to bid the below items based on the current price estimates (unless they can be purchased through the State Contract, or a BOE approved Purchasing Cooperative Agreement).
 - Invertec \$275 – quantity 6 \$15,600.00
 - Aspect 230 – quantity 3 \$18,360.00
 - Pipefab Ready Pak – quantity 1 \$14,300.00

PURCHASING DEPARTMENT
WASHINGTON COUNTY BOARD OF EDUCATION

Purchase Order **No 5333**

Date Issued **2/17/2022**

Appropriation No. **71300-730**

Dept. **CTE**

School **DCHS - Welding**

PURCHASE ORDER

TO Holston Gases
 1150 Spratum Park Drive
 Gray, TN 37615
 423-477-1434

Deliver to

Address **David Crockett High School**

Via **Welding Department**
Attn: Jordan Harris

Articles on this order must be charged to account of

NOTICE TO VENDOR

1. Purchase order **MUST** bear two signatures in order to be valid.
2. Purchase order number **MUST** appear on all invoices submitted for payment.
3. Mail **TWO** copies of your invoice promptly to:

Washington County Board of Education
 405 West College Street
 Jonesborough, TN 37659
 Telephone (423) 753-1105

ARTICLES OR SERVICES	CODE	QUANTITY & UNIT	UNIT PRICE	TOTAL
(Unless otherwise stated all prices F.O.B. Destination)				
Invertec V275	K4868	6	\$2609.00	15,654.00
Powermig 260	K3520	3	\$2966.00	8,898.00
Aspect 230	K4342	3	\$6120.00	18,360.00
Pipefab Ready Pak	K3734	1	\$14,300.00	14,300.00
Powermax 30 XP Hand System	088079	2	\$1379.00	2,758.00
* Price Inquiry Attached				
GRAND TOTAL - INCLUDING ALL ATTACHED PAGES				59,916.00

SUBJECT TO THE FOLLOWING CONDITIONS

1. All packages, cartons or other containers must be plainly marked with the purchase order number.
2. The right is reserved to purchase in the open market and to charge the difference to the Vendor in the event that deliveries are not made at the time specified in the bid and on this order.
3. Whenever a delivery is rejected, the Vendor shall be notified and be given the reason for the rejection. All rejected deliveries shall be held at the Vendor's risk and he shall bear the expense of removal.
4. Acceptance of this order includes acceptance of all terms, prices, delivery, instructions, specifications and conditions stated.
5. The county is not liable for Federal excise tax or state sales tax.
6. Each shipment and/or each purchase order should be covered by separate invoice.

IMPORTANT: INVOICES AND PACKAGES MUST BEAR PURCHASE ORDER NUMBER

VENDOR'S COPY

There is an otherwise unincumbered balance to the credit of the proper appropriation, allotment or fund to meet the expenditure covered by this purchase.

Authorized Signature

APPROVED:

Purchasing Agent



PRICE INQUIRY FORM

VENDOR	DESCRIPTION OF ITEM FOR PRICE COMPARISON	PRICE QUOTED
Firm - <u>Andy</u> <u>oxy</u> Address - _____ Person contacted _____ Date - _____	Invertek V274	\$ 2515.50
Firm - <u>Airgas</u> Address - _____ Person contacted _____ Date - _____	Invertek V274	\$ 2622.45
Firm - <u>Holston</u> <u>Grasses</u> Address - _____ Person contacted _____ Date - _____	Invertek V275	\$ 2600.00

Name of person obtaining inquiry - [Signature]



PRICE INQUIRY FORM

VENDOR	DESCRIPTION OF ITEM FOR PRICE COMPARISON	PRICE QUOTED
Firm - <u>Andy Oxy</u> Address - _____ Person contacted _____ Date - _____	Power mig welder	\$2900.50
Firm - <u>Airgas</u> Address - _____ Person contacted _____ Date - _____	Power mig welder	\$3030.19
Firm - <u>Holston Gases</u> Address - _____ Person contacted _____ Date - _____	Power mig	\$2966.00

Name of person obtaining inquiry - Cyril



PRICE INQUIRY FORM

VENDOR	DESCRIPTION OF ITEM FOR PRICE COMPARISON	PRICE QUOTED
Firm - <u>Andy Stey</u> Address - _____ Person contacted _____ Date - _____	Aspect Tig welder	\$6,100.00
Firm - <u>Airgas</u> Address - _____ Person contacted _____ Date - _____	Aspect Tig welder	\$6358.35
Firm - <u>Halston Crases</u> Address - _____ Person contacted _____ Date - _____	Aspect Tig welder	\$6120.00

Name of person obtaining inquiry - Opinic



PRICE INQUIRY FORM

VENDOR	DESCRIPTION OF ITEM FOR PRICE COMPARISON	PRICE QUOTED
Firm - <u>Andy Sky</u> Address - _____ Person contacted _____ Date - _____	Pipe fab	\$ 14,155.00
Firm - <u>Airgas</u> Address - _____ Person contacted _____ Date - _____	Pipefab	\$ 14,757.39
Firm - <u>Holston Gases</u> Address - _____ Person contacted _____ Date - _____	Pipefab	\$ 14,300.00

Name of person obtaining inquiry - Cymk



PRICE INQUIRY FORM

VENDOR	DESCRIPTION OF ITEM FOR PRICE COMPARISON	PRICE QUOTED
Firm - <u>Andy</u> <u>oxy</u> Address - _____ Person contacted _____ Date - _____	<u>Hypertherm</u>	\$ 1752.50
Firm - <u>Airgas</u> Address - _____ Person contacted _____ Date - _____	<u>Hypertherm</u>	\$ 1379.00 \$ 1524.27
Firm - <u>Holston</u> <u>Gases</u> Address - _____ Person contacted _____ Date - _____	<u>Hypertherm</u>	\$ 1379.00

Name of person obtaining inquiry - Cyril



AIRGAS USA, LLC
 445 INDUSTRY DR
 KINGSPORT TN 37660-3517
 T: 423-246-6178
 F: 423-246-1641

QUOTATION

YOU CAN PLACE THIS ORDER
 ON WWW.AIRGAS.COM

Quote For: 1773313
 DAVID CROCKETT HIGH SCHOOL
 WELDING DEPT
 684 OLD STATE ROUTE 34
 JONESBOROUGH TN 37659-6096
 T: 423-753-1150

Sold To: 1863357
 ATTN AP
 WASHINGTON CO BD OF ED
 405 W COLLEGE ST
 JONESBOROUGH TN 37659-1009
 T: 423-753-1150

Quote Number	2010564118
Quote Date	02/02/2022
Prepared By	Jeff Widener
Contact Phone	+1 276-669-3161
Account Manager	GARY KILLEBREW
Total Access Rep	NSTA NSTA
PO Number	
Release Number	
Ordered By	gary.killebrew@airgas.com

Item	Material/Description	Plant	Order Qty	UM	Vol/Wt	UM	Unit Price	UM	Ext Price
10	LINGENERIC LINCOLN ELECTRIC CO K4868-1 Invertec® V276 (Tweco) 208/230/380/415/460/575/1/3/50/60	S200	6	EA			2,622.45	EA	15,734.70
20	LINGENERIC LINCOLN ELECTRIC CO K3520-1 POWER MIG® 260 MIG Welder 208/230/460/575/1/60	S200	3	EA			3,030.19	EA	9,090.57
50	LINGENERIC LINCOLN ELECTRIC CO K3734-1 PIPEFABTM Ready-Pak® 200/208/220/230/380/400/415/460/575 / 3 / 50	S200	1	EA			14,757.39	EA	14,757.39
60	LINGENERIC LINCOLN ELECTRIC CO K4342-1 Aspect 230 AC/DC Water Cooled One-Pak 120/1/50/60-460/1/3/50/60	S200	3	EA			6,358.35	EA	19,075.05
70	HYPGENERIC HYPERTHERM INC HYP088097 PLSM CTNG SYS PMX30 AIR HND SYS 15' LEAD	S200	2	EA			1,524.47	EA	3,048.94

Incoterms	Freight Paid by Vendor
Shipping Method	Best Way
Payment Terms	NET 30

Quote Amount	61,706.65
Sales Tax	0.00
Quote Total	61,706.65

PLEASE REFER TO THIS QUOTATION WHEN ORDERING.
 TERMS AND PRODUCT PRICING ARE VALID UNTIL 02/08/2022
 SURCHARGES, TAXES & FREIGHT MAY NOT BE INCLUDED OR MAY CHANGE AT TIME OF BILLING.
 Airgas reserves the right to decline or cancel any order at any time prior to shipment. For more information about returns and cancellations, please visit us online at Airgas.com/terms-of-sale.

Comments :



jonesborough@andyoxy.com



Compose

Mail

Inbox

Starred

Snoozed

Sent

Drafts

Kudos

SAVE

More

Chat

Spaces

Meet

Eric Eggert, Store Manager

Andy Oxy Co., Inc

702 W. Jackson Blvd.

Jonesborough, TN 37659

Store: 423-753-2639 Cell : 423-218-5883

jonesborough@andyoxy.com

From: Jordan Harris [mailto:harrisj@wcde.org]

Sent: Tuesday, February 08, 2022 4:16 PM

To: jonesborough@andyoxy.com

Subject: Fwd: DCHS Lincoln quote

25

4

Jordan Harris here. New welding instructor at David Crockett HS.
I'd like a quote on the following 15 machines:

x6.....K4868-1 (Invertec V276 tweco)[\$2515.50 IN STOCK

x3.....K3520-1 (PowerMIG 260 mig welder)\$2906.50.4-6 WEEKS

x3.....K4342 (Aspect 230 ac/dc water cooled one pak)\$6,100.00 4-6 WEEKS

x1.....K3734-1 (Pipefab ready pak)[\$14,155 4-6 WEEKS

x2.....HYP088097 (Hypertherm Max30)\$ 1752.50

Jordan Harris

"Aut inveniam viam aut faciam"

David Crockett
Welding Shop

SHOP INVENTORY: machines

1. SMAW.....8
2. MIG2
3. TIG2.5
4. Plasma1.5
5. Oxy Acetylene Cutting Rig....2
6. Carbon Arc Gouging.....0
7. Shear.....1
8. Drill Press.....2
9. Bench Grinder.....2
10. Compressor.....1
11. Electrode Oven.....1

SHOP DEFICIENCIES: machines

1. Welding Booths in disrepair. **Blocks are loose, holes, disrepair Work order submitted.**
2. *****Ventilation system inspection/filters? Noise (decibels) parts per million particles. Work order submitted.**
3. X2 machines tied directly into wall breaker units. **Needs separate plugs. 220 Work order submitted.**
4. Toolroom outlets do not work. **110 Work order submitted.**
5. Toolroom faucet needs new handle. **Work order submitted. Completed**
6. "Red Switch" breakers: Can they be boxed in/ put in an actual breaker instead? **Shuts off rigs, computers and drivers ed overhead lights. Work order submitted. completed**
7. Need new welding blinds **Need quote**
8. Shear maintenance needed **New one needed.**
9. Drill press table inoperable. **New one needed.**
10. Green welder/ strange humming noise **New one needed**
11. Need shop heaters replaced or fixed.**Work order submitted.**

SHOP NEEDS: materials

***These items will also be mandatory for the NESTCC dual enrollment courses. Mr. Jordan is now adjunct faculty with NESTCC. Potential 3 AWS (American Welding Society) (2, 3 and 4 F weld joints) industry credentials and 9 dual enrollment credits.

1. Replacement stinger inserts x8 (\$20)
2. Downdraft Tables x4 (\$200 - 2000)
3. Automatic darkening hoods x20 (\$60 - 120)
4. New TIG leads x2 (150)
5. New MIG leads x2 (200)
6. No complete tools kits x2 (150)
7. No working toolboxes x2 (500)
8. No quality control materials (1600)
9. No FCAW Machine conversion kits (400)
10. Multipurpose machines (1,500 - 3,000) **This is a priority**

CLASSROOM NEEDS: materials

1. No blueprinting/ drafting kits (**\$25.00 x 30**) **Quote submitted.**
2. No layout measurement equipment (**\$100.00/set x 10**)
 - a. Tape measure **Quote submitted.**
 - b. Machinist square **Quote submitted.**
 - c. Torpedo level **Quote submitted.**
 - d. Center pipe level **Quote submitted.**
 - e. Clamps **Quote submitted.**
3. Missing hand tools (**10 each , hammers, pry bars channel locks**) **Quote submitted.**
4. No mechanical/ electro displays (**Multimeters, mechatronics kit**)

HOW DEFICIENCIES AND NEEDS IMPACTS CLASS: standards

1. *Principles of Manufacturing*
 - a. *Standard 12 a,b,c,d,e,f,g,h,i,j (measuring tools)*
 - b. *Standard 23 a,b,c,d,e,f,g,h,i (shop hand tools)*
 - c. *Standard 34 c,d,e,f (Carbon arc gouging, sawing, shearing, punching)*
 - d. *Not Covered: Machining technologies, Mechatronics, Industrial maintenance technology*

2. *Introduction to Welding*
 - a. *Standard 5 (isometric, orthographic, blueprinting)*
 - b. *Standard 13 (Quality control, testing)*
 - c. *Standard 21 (FCAW)*

3. *Advanced Welding*
 - a. *Standard 3 (MIG machines x2 only)*
 - b. *Standard 5 (TIG machines x2 only)*
 - c. *Standard 6 (FCAW)*
 - d. *Standard 10 (TIG)*
 - e. *Standard 15 (Non destructive testing)*
 - f. *Standard 16 (Cannot perform side bend test)*

4. *Pipefitting.....will not be able to teach as dual enrollment with current inventory.*

CONCERNS:

1. Status of ventilation system as regards student health. **Priority !!!!!!!**
2. Ability to adhere to state standards.
3. Ability to teach dual enrollment courses. **? Dual enrollment with NESTCC**
4. Budget for materials?
5. Airgas budget?
6. Possibility of grants (**Perkins Reserve Grant**) for purchases?
7. Selling of machines and scrap to fund?
 - a. 3000 last year between scrap and machines...that went back to WCDE....
 - b. Cost of scrap
 - i. 200.T Carbon steel
 - ii. 3.38 lb copper
 - iii. 1 lb SS
 - iv. .80 lb aluminum
8. How can I be proactive to help? **Get the quotes**
9. Machines are not standardized. **Working on getting new machine.**
 - a. Machines have been cannibalized for parts.
10. I am not confident in maintaining machines.
11. Recommended class size for welding is 15. **State maximum is 25**

Temperament (Personal Traits):

1. Caring Nature; Empathetic
2. Detail Oriented; Organized
3. Mental Endurance; Critical Thinking Skills
4. Excellent Communication Skills (verbal and nonverbal); Interpersonal Skills
5. Mindful of Confidentiality Requirements
6. Respectful of people and rules, as well as, different cultures and traditions.
7. Adaptability/Flexibility
 - A. Adaptability to performing a variety of duties, often changing from one task to another of a different nature without loss of efficiency or composure.
 - B. Adaptability to accepting responsibility for the direction, control, or planning of an activity.
 - C. Adaptability to dealing with people beyond giving and receiving instruction.
 - D. Adaptability to making evaluations and decisions based on sensory and subjective criteria/information.
 - E. Flexibility to be pulled to school different than assigned school.

Mental Demands:

- Experiences frequent interruptions.
- Required to meet flexible deadlines.
- Requires concentration and attention to detail.
- Must maintain composure if/when dealing with distraught individual(s).

Physical Demands:

Must be physically able to fulfill all performance requirements of the position. This job may require lifting of objects that exceed 50 lbs., with frequent lifting and/or carrying of objects weighing up to 25 lbs. Other physical demands that may be required are as follows:

1. Pushing and/or pulling
2. Climbing; Reaching
3. Stooping and/or kneeling

Other:

- Must possess an understanding of the Coordinated School Health Program and of the students' needs.
- Must be capable of working under close supervision and accepting constructive criticism.
- Must complete up to three (3) annual department in-service training days.
- Must possess the ability to analyze information, identify expected outcomes, develop strategic plan, as well as, implement plan and evaluate attainment of outcomes.

The above statements are intended to describe the general nature and level of work being performed by people assigned to this position. They are not intended to be a complete list of responsibilities, duties and skills required of personnel so assigned.

Intent to Apply/Research									
looking for funding	To assist Operations Department in supporting more school bus radios								
looking for funding	Play ground equipment								
looking for funding	CTE mobile labs/classroom								
On going research of any future grants that can apply to the district									
Grants Awarded									
Middle School CTE Career Exploration Grant and STEM Start-Up & Exploration Grant	NOVEMBER 2021 - June 30, 2022	\$18,503.06	in collaboration with Director of CTE including Sulphur Springs 8th grade Science Teacher and DBHS Electrical						
TVA/Battelle Grant	DBHS "Entry-Level Computer Associated Careers"	\$5,000.00	Check will come to CO as one check form multiple awardees						
TVA/Battelle Grant	SCES "STEM Laboratory 101"	\$1,000.00	Check will come to CO as one check form multiple awardees						
RDE4HT Propane Bus Rebate Grant	5 propane buses	\$75,000.00	check after grant requirements have been fulfilled Washington County Government						
			total grant awards \$99,503.06						
Grants Managed									
ARP 2.0 Homeless Grant	3 year term	\$108,626.44	in collaboration with Director of Attendance and Chief Students Supports Officer						
ELC Epidemiology & Laboratory Capacity Grant	Epidemiology - the branch of medicine which deals with the incidence, distribution, and possible control of diseases and other factors relating to health.		\$1,421,745.48	in collaboration with Director of Coordinated School Health					
Middle School CTE Career Exploration Grant and STEM Start-Up & Exploration Grant	\$18,503.06		in collaboration with Director of CTE including Sulphur Springs 8th grade Science Teacher and DBHS Electrical						
LEAPS	Documents, Financial, Timesheets, Preparing Budget for routine approval			\$50,000	plus roll over of \$20,476.40		ON GOING		
Science materials	continue support for middle science materials and resources								
QUEST	Provided the QUEST Foundation support in delivering great news to awardees					Also provide financial operation support for the Foundation			
Working on TSIN STEM Designation application process with 2 elementary schools that will serve as the pilot	The TVA Grants will be a collaboration between WV and SSES for a STEM/CTE PBL								
TN ALL Corps	3 year term	\$294,000x 3 = \$882,000	\$294,000.00	Tutoring for grades 1-5 students who are reaching "approaching"	ACTIVE	JANUARY 2022			

Washington County Board of Education

Monitoring: Review: Annually	Descriptor Term: Fund Balance	Descriptor Code: 2.101	Issued Date: draft
		Rescinds:	Issued:

1 The Washington County Board of Education is committed to sound financial management principles.
2 To ensure the financial welfare of the district, the Board shall maintain a fund balance. These funds
3 shall be used to provide for potential unanticipated expenditures or to offset unforeseen increases in
4 operating expenses.¹

5 Annually, the Board shall ensure that there is a fund balance equal to no less than ____ [**insert**
6 **percentage**] of projected revenues. The fund balance shall be approved by the Board as part of the
7 budget process each year.

8 The Director of Schools/designee shall monitor the fund balance and report any concerns regarding the
9 sufficiency of funds to the Board for further action.

Legal References

1. TCA 49-3-352

Cross References

Annual Operating Budget 2.200

LEASE AGREEMENT

THIS AGREEMENT, made and entered into on this the 4th day of March, 2022, by and between the SOUTH CENTRAL RURITAN CLUB, INC., hereinafter known and referred to as “LESSOR” or “CLUB”; and the WASHINGTON COUNTY DEPARTMENT OF EDUCATION, hereinafter known and referred to as “LESSEE”:

WITNESSETH:

That for and in consideration of the mutual covenants and agreements hereinafter contained, the Lessor does hereby let, devise and lease unto the Lessee and the Lessee does hereby rent and lease from Lessor the following described real property:

SITUATE, lying and being in the First (1st) Civil District of Washington County, Tennessee, and more particularly described as Parcels 042.00 (4.6 acres), 015.02 (3.99 acres), and 017.04 (2.0 acres) of Control Map 100, being the South Central Ruritan Club baseball fields and facilities related thereto (collectively, the “Facilities”).

The terms and conditions of this lease agreement are as follows:

1. TERM: The term of this lease shall be for a period beginning on the 4th day of March, 2022, and extending for 5 years thereafter ending the fifteenth day of May, 2027.
2. RENT: Lessor agrees to lease the Facilities to Lessee in consideration for Lessee’s agreement to maintain and care for the Property and for other actions as provided herein.
3. USE OF PREMISES: Lessor agrees to provide use of the Facilities during the Term between the first (1st) day of February and the fifteenth (15th) day of May each year (the “Season”) for use by the South Central Elementary School athletic teams (hereinafter the “School Teams”). Said Facilities will be made available at a minimum for daily practice use and for all scheduled, make-up, and/or tournament games played by the School Teams under the jurisdiction of the Lessee.
4. RESPONSIBILITIES OF LESSOR: Lessor agrees to continue maintenance of all field lights acquired under a prior agreement between Lessor and Lessee.
5. RESPONSIBILITIES OF LESSEE: Lessee agrees to maintain and care for the Facilities, specifically mowing and prepping the fields as necessary during the Season as defined in Section 3. Prep work to be performed by Lessee shall include providing and applying/installing infield mix, bases, pitching rubber, and chalk as needed. All improvements, when installed at Lessor property, become property of Lessor. If necessary, the Lessee shall provide temporary fencing for use during softball season by the School Teams.
6. BREACH: Failure on the part of either Party hereto to abide by the responsibilities described herein or to provide the agreed upon supplies and/or services shall be a breach of contract, entitling the other Party to terminate this Agreement by

providing written notice to the breaching party at least ninety (90) days prior to the effective date of termination. The breaching party shall be permitted for a term of sixty (60) days thereafter to cure any breach.

7. OTHER PROVISIONS:

(1) Nothing herein shall be construed to, in any fashion, cause the Lessee to be construed as an insurer of the Lessor in the usage of said premises.

(2) Both Lessor and Lessee represent each to the other that the undersigned officials executing this document are lawfully authorized so to do.

(3) No person on the ground of disability, race, color, religion, sex or national origin shall be excluded from participation in, or be denied the benefits of, or otherwise be subjected to discrimination in the performance of this Agreement.

8. NOTICES: Any and all notices required or permitted hereunder shall be in writing and delivered by registered mail, return receipt requested, postage prepaid, to the names and addresses of the respective parties to whom notice is given as hereinafter set forth, to wit:

LESSEE: WASHINGTON COUNTY DEPARTMENT OF EDUCATION
Attention: Director of Schools
405 WEST COLLEGE STREET
JONESBOROUGH, TENNESSEE 37659

LESSOR: SOUTH CENTRAL RURITAN CLUB, INC.
969 Highway 107
Jonesborough, TN 37659

IN WITNESS WHEREOF, the parties hereto have caused this instrument to be executed by their duly authorized representatives, in duplicate, either of which copy may be treated as an original for all purposes, on this the day and date hereinabove written.

SOUTH CENTRAL RURITAN CLUB, INC.,
LESSOR

By: _____

Its: _____

WASHINGTON COUNTY BOARD
OF EDUCATION,
LESSEE

By: _____
Chairman, Washington County Board of
Education

WASHINGTON COUNTY DEPARTMENT
OF EDUCATION,
LESSEE

By: _____
Superintendent of Schools

STATE OF TENNESSEE
COUNTY OF WASHINGTON:

After being duly sworn, personally appeared before me, the undersigned authority, a Notary Public in the State and County aforesaid, _____, with whom I am personally acquainted (or proved to me on the basis of satisfactory evidence) and who upon oath, acknowledged himself to be the _____ of the SOUTH CENTRAL RURITAN CLUB, INC., the within named bargainer, and that he as such officer, being authorized so to do, executed the foregoing instrument for the purposes therein contained by signing the name of said corporation by himself as such officer.

WITNESS MY HAND AND OFFICIAL SEAL at the office in the State and County aforesaid, this the _____ day of _____ 2022.

NOTARY PUBLIC

My commission expires: _____

STATE OF TENNESSEE:
COUNTY OF WASHINGTON:

After being duly sworn, personally appeared before me, the undersigned authority, a Notary Public in the State and County aforesaid, JASON DAY, with whom I am personally (or proved to me on the basis of satisfactory evidence) and who upon oath, acknowledged himself to be the CHAIRMAN of WASHINGTON COUNTY, BOARD OF EDUCATION, the within named bargainer, and that he as such officer, being authorized so to do, executed the foregoing instrument for the purposes therein contained by signing the name of the County of Washington, Tennessee, by himself as such officer.

WITNESS MY HAND AND OFFICIAL SEAL at the office in the State and County aforesaid, this the _____ day of _____, 2022.

NOTARY PUBLIC

My commission expires: _____

STATE OF TENNESSEE:
COUNTY OF WASHINGTON:

After being duly sworn, personally appeared before me, the undersigned authority, a Notary Public in the State and County aforesaid, JERRY S. BOYD, with whom I am personally (or proved to me on the basis of satisfactory evidence) and who upon oath, acknowledged himself to be the SUPERINTENDENT of Schools, WASHINGTON COUNTY DEPARTMENT OF EDUCATION, the within named bargainer, and that he as such officer, being authorized so to do, executed the foregoing instrument for the purposes therein contained by signing the name of the County of Washington, Tennessee, by himself as such officer.

WITNESS MY HAND AND OFFICIAL SEAL at the office in the State and County aforesaid, this the _____ day of _____, 2022.


NOTARY PUBLIC

My commission expires: _____


Surplus Items for Board Review-February 2022

1. Router
2. Miter Saw
3. Planer
4. Drill Press
5. Bandsaw





02 OIL
DANGER
WAYNE INC.





DEWALT

WARNING
KEEP HANDS AWAY FROM CUTTER HEAD

2
MITER ANGLE
FOR CUTTING
MITER JOINTS
BEST FOR 45° AND 90° CUTS

3 **KNIFE**
CUTTER HEAD

DEWALT

DELTA

⚠ WARNINGS ⚠

1. Read and understand the instruction manual before operating the machine
2. Always wear eye and hearing protection
3. Keep hands away from moving parts during operation
4. Do not impede workpiece feed or flexshaft movement
5. Make sure that the cutting head has come to a complete stop before lifting cover
6. Insure that the guards are in place and in working order before operating
7. Insure that the bits are held firmly in bit adapter
8. Do not expose to rain or operate in damp environment



FACILITIES UPDATE

February, 2022

- Reroof at DBHS is complete. In the process of removing left over material and debris. Soffit material at the auxiliary gym is back ordered 4 or 5 weeks.
- I have not yet accepted the awning replacement at Lamar.
- Status of lighting replacement by Excel Energy Group;
Completed schools: JMS, Lamar, CO, Asbury, GVE, RVE, and Midway.
Waiting on parts to ship or parking lot lights: JES, SS, Bus Garage, Maintenance, and DCHS.
Yet to start: Gray, DBHS, FB, and WV.
- Practice football field at DCHS is in process. Some of the dirt from turf installation will be utilized.
- The Lewis Group will working up new cost estimate for DCHS culinary arts department.
- Installation of turf will begin March 25th weather permitting. High School football fields will be out of service beginning March 21st.
- DBHS kitchen specifications are nearly complete and will be let for bid.
- DCHS backordered kitchen equipment will be installed the week of March 25th.
- Purchase order has been issued for sound boards at Lamar.
- Shampoo chairs at DBHS Cosmetology Dept. are a priority.
- System wide installation of 40 bottle fill stations will be done as time is available for the plumbers.

WASHINGTON COUNTY DEPARTMENT OF EDUCATION

Jonesborough, Tennessee

School Educational OVERNIGHT Trip Authorization*

February 3rd, 2022
Date of Request

School Daniel Boone High School Date of Trip June 2023

Estimated Time of Departure _____ and Return _____

Total Time Away 8 days

Destination(include location) Paris & Barcelona

Teacher Y. Rodriguez Class Spanish & French classes Grade _____
School wide

Chaperones T. Gillis Number of Students Involved minimum 6 max. 40
Estimated Total Miles (Both Ways) of Trip _____

Bus Driver N/A Bus Number N/A

Will the chaperones have a list (roll) that they are responsible for? yes

As you plan the trip, will all children be given instructions as to what they should do if they become separated (lost) from the group? yes

Will you have on file parental release forms signed by parents or legal guardians? yes

Explain the educational value of this trip:
Students will be able to expand their worldview knowledge through language and cultural immersion activities, practicing the use of language skills learned in class.

Total Cost Estimate: \$3,599

Plans for meeting the costs: Students will cover their own costs.


Transportation cost for education trips shall be calculated in the following manner:

\$12.00 per hour for driver (2 hour minimum)

2.07 per hour to cover fixed charges (SS, Retirement, etc.)

\$14.07 Total to be remitted to the Central Office

Reimbursement for the bus and fuel shall be made at the rate of \$.75 per mile.


Principal's Signature

2/3/22
Date

*Refer to Board Policy 4.302

Superintendent's Signature

Date

Date Approved by the Board of Education

WASHINGTON COUNTY BOARD OF EDUCATION

February 3, 2022; 5:30 PM; Central Office

Those present were Chairman Jason Day, Vice-Chair Mike Masters, Mary Beth Dellinger, Whitney Riddle, David Hammond, Keith Ervin, Chad Fleenor, Mitch Meredith, and Annette Buchanan.

I. CALL TO ORDER

Chairman Day called the meeting to order. Following a moment of silence, student board member Clayton Moorhouse led the pledge to the flag.

Chairman Day asked Mr. Moorhouse to tell about himself. The board congratulated him on his recent acceptance to West Point.

II. CONSIDERATION OF MEETING AGENDA

Chad Fleenor moved for approval of the meeting agenda, with moving *Item VII. Approval to name the existing Jonesborough Middle School Gymnasium – Terry L. Crowe and carry over to the new Jonesborough School Gymnasium upon completion* to VIII. under Discussions/Presentations. David Hammond seconded the motion, which carried on roll call vote:

Mike Masters: yes
Whitney Riddle: yes
Keith Ervin: yes
Annette Buchanan: yes
Jason Day: yes
Mary Beth Dellinger: yes
Chad Fleenor: yes
David Hammond: yes
Mitch Meredith: yes

III. APPROVAL OF MEETING MINUTES

A. January 4, 2022: Regular Meeting

B. January 25, 2022: Called Meeting

C. January 25, 2022: Workshop

D. January 29, 2022: Mid-Year Board Retreat

Mike Masters moved for approval of the minutes, as presented. Chad Fleenor seconded the motion, which carried on roll call vote:

Mike Masters: yes
Whitney Riddle: yes
Keith Ervin: yes
Annette Buchanan: yes
Jason Day: yes

Mary Beth Dellinger: yes
Chad Fleenor: yes
David Hammond: yes
Mitch Meredith: yes

IV. ANNOUNCEMENTS

**A. February 14, 2022
In-Service Day (no students)**

**B. February 21, 2022
Presidents Day
No School, Offices Closed**

**C. February 22, 2022; 5:00 p.m.
Workshop**

**D. February 24, 2022; 6:00 p.m.
County Commission Meeting**

**E. April 7, 2022; 4:30 p.m.
Tenure Reception**

V. SUPERINTENDENT'S REPORT

A. We Are Washington County - Daniel Boone High Student, Clayton Moorhouse

Mr. Moorhouse shared school events from the month of January.

B. Enrollment Update

C. Field Trips Report

D. Maintenance Report

E. Monthly Financials

1. December 2021 Financials

F. Personnel Report

G. Grants Report

H. Other

VI. CONSIDERATION OF CONSENT AGENDA

A. Approval of calendars for SY2022-2023(Calendar Version "B") & SY2023-SY2024(Calendar Version "A")

B. Epidemiology & Laboratory ELC Grant Approval

C. Approval of Purchase Orders

- 1. Purchase Order Requiring Approval, P.O. # 34294, ELC Grant, Staples, Prior BOE approved on 01/04/2022, slight price increase from \$20,416.46 to \$20,850.80**
- 2. Purchase Order Requiring Approval, P.O. #34341, ARP 2.0 Homeless Grant, Gift Cards, Gas Cards, Cell Phones for use of students in need_ \$25,500**
- 3. Purchase Order Requiring Approval; PO 34279; Title IIA; Line Item 200 72210524; IMSE for In-person Comprehensive Training; \$29,880.00**
- 4. Purchase Order Requiring Approval; PO 34311; Energy Systems Group; HVAC Upgrades at Daniel Boone High & David Crockett High; funded through ESSER 3.0; Line Item 937-76100707; \$5,681,595.00; Prior Board Approval 11/4/21**

D. Bids/Quotes/RFP's

- 1. Approval to award bid to Mid-South Bus Center, Murfreesboro, TN for purchase of 3 mini-buses; \$67,890.00ea; total \$203,670.00;Funded through county educational capital plan**

E. Purchases

- 1. Purchase of Stage Lighting equipment through purchasing Co-Op (Omnia Partners) for theaters at Daniel Boone High (\$18,847.94) and David Crockett High (\$42,024.03);Line item 141E 72620-335 (00015 & 00016 pending budget amendment approval)**

F. Contracts/Agreements

- 1. Approval for agreement with Central Technologies, Inc. for Gaggle program implementation; \$56,973.00 (line item 141E 72250-399)(pending budget amendment approval)**
- 2. Approval to enter into an agreement with Lewis Group Architects (Knoxville, TN) for development of a Master Plan of Athletic Facilities at Daniel Boone High and David Crockett High (Line item 141E 72310 399)**
- 3. Skyward Contract Renewal; 3 year period; \$69,338.92**

G. ESSER

- 1. ESSER 3.0 Public Plan-Federal Relief Spending Addendum**
- 2. Safe Return to In-Person Instruction & Continuity of Services Plan Addendum**

H. Approval for cleaning fee increase from \$75.00 to \$100.00 for weekend tournaments at the North and South Athletic Complexes

I. Items to be declared as surplus and sold on GovDeals, as submitted

J. Approval to name the existing Jonesborough Middle School Gymnasium - Terry L. Crowe and carry over to the new Jonesborough School Gymnasium upon completion.

K. Approval of Overnight/Out of State Field trips

1. David Crockett High Wrestling Team; January 14-15, 2022; Virginia High School: Wrestling Tournament

2. Daniel Boone High Band; February 3-5, 2022; Park Vista Hotel/Convention Center, Gatlinburg, TN; All-East Band

3. David Crockett High Band; February 3-5, 2022; Park Vista Hotel/Convention Center, Gatlinburg, TN; All-East Band

4. David Crockett High Madrigal Singers; April 27-30, 2022; Opryland Hotel/Convention Center, Nashville, TN: All-State Choir

David Hammond moved for approval of the consent agenda. Mike Masters seconded the motion, which carried on roll call vote:

Mike Masters: yes
Whitney Riddle: yes
Keith Ervin: yes
Annette Buchanan: yes
Jason Day: yes
Mary Beth Dellinger: yes
Chad Fleenor: yes
David Hammond: yes
Mitch Meredith: yes

VII. DISCUSSIONS/PRESENTATIONS

A. Sale of old Boones Creek Middle School property

Motion 1 carried (As Amended):

Keith Ervin move to accept 1.7 million offer with Red Oak Investments with 45 day inspection period and 15 days to close. Annette Buchanan seconded the motion, which carried on roll call vote:

- Mike Masters: yes
- Whitney Riddle: yes
- Keith Ervin: yes
- Annette Buchanan: yes
- Jason Day: no
- Mary Beth Dellinger: yes
- Chad Fleenor: no
- David Hammond: no
- Mitch Meredith: no

Whitney Riddle move to accept 1.7 million offer with Red Oak Investments *amend 45 day inspection period and 15 days to close*. Chad Fleenor seconded the motion, which carried on roll call vote:

- Mike Masters: yes
- Whitney Riddle: yes
- Keith Ervin: yes
- Annette Buchanan: yes
- Jason Day: no
- Mary Beth Dellinger: yes
- Chad Fleenor: yes
- David Hammond: yes
- Mitch Meredith: yes

Motion 2 carried:

Chad Fleenor moved for a called meeting on February 10, 2022 at 4:30 p.m. to review offer; expiration date for counter offer expires noon on February 10, 2022. Whitney Riddle seconded the motion, which carried on roll call vote:

- Mike Masters: yes
- Whitney Riddle: yes
- Keith Ervin: yes
- Annette Buchanan: yes
- Jason Day: yes
- Mary Beth Dellinger: yes
- Chad Fleenor: yes
- David Hammond: yes
- Mitch Meredith: ye

Motion 3 carried:

Whitney Riddle moved for a backup counter offer to Cashier at 1.7 million and February 10, 2022 at noon as cutoff period. Mary Beth Dellinger seconded the motion, which carried on roll call vote:

- Mike Masters: yes
- Whitney Riddle: yes
- Keith Ervin: yes
- Annette Buchanan: yes
- Jason Day: yes
- Mary Beth Dellinger: yes
- Chad Fleenor: yes
- David Hammond: yes
- Mitch Meredith: no

B. Purchase of Sound Boards for Lamar Elementary; Line item 141E 72620 -335-0001 (pending budget amendment approval)

Chad Fleenor move to award bid to Chris Mullins Co LLC at \$26,750.00 for soundboards at Lamar Elementary. Whitney Riddle seconded the motion which, carried on roll call vote:

- Mike Masters: yes
- Whitney Riddle: abstain (with conflict)
- Keith Ervin: yes
- Annette Buchanan: yes
- Jason Day: abstain (with conflict)
- Mary Beth Dellinger: yes
- Chad Fleenor: yes
- David Hammond: no
- Mitch Meredith: no

C. Purchase of 7 Complete Conventional School Buses (funded through county educational capital plan)

Motion carried:

Chad Fleenor moved to award bid for 7 conventional Bluebird buses. Annette Buchanan seconded the motion, which carried on roll call vote:

- Mike Masters: yes
- Whitney Riddle: yes
- Keith Ervin: no
- Annette Buchanan: yes
- Jason Day: yes
- Mary Beth Dellinger: yes
- Chad Fleenor: yes
- David Hammond: yes
- Mitch Meredith: yes

Amendment failed:

Keith Ervin purchase of 7 propane Bluebird buses; amendment to purchase 5 propane and 2 diesel. Mike Masters seconded the motion, which failed on roll call vote:

- Mike Masters: no
- Whitney Riddle: no
- Keith Ervin: yes
- Annette Buchanan: no
- Jason Day: no
- Mary Beth Dellinger: yes
- Chad Fleenor: no
- David Hammond: no
- Mitch Meredith: no

VI.J. Approval to name the existing Jonesborough Middle School Gymnasium - Terry L. Crowe and carry over to the new Jonesborough School Gymnasium upon completion.

Motion carried:

Annette Buchanan moved to name the Jonesborough Middle School gym as Terry L. Crowe and transfer to new Jonesborough School gymnasium. Mary Beth Dellinger seconded the motion, which carried on roll call vote:

- Mike Masters: yes
- Whitney Riddle: yes
- Keith Ervin: yes
- Annette Buchanan: yes
- Jason Day: yes
- Mary Beth Dellinger: yes
- Chad Fleenor: yes
- David Hammond: yes
- Mitch Meredith: yes

Mr. Riddle suggested a dedication ceremony to be scheduled.

VIII. WCEA - Regina France Hensley, Teamwork makes the Dream Work

Mrs. Hensley expressed appreciation to the Board and all the stakeholders in the schools for support.

IX. ADJOURNMENT

**WASHINGTON COUNTY
BOARD OF EDUCATION**

February 9, 2022

5:00 PM

Central Office

I. CALL TO ORDER

Chairman Jason Day called the meeting to order. Those present were Chairman Jason Day, Vice-Chair Mike Masters, Mary Beth Dellinger, Whitney Riddle, David Hammond, Keith Ervin, Chad Fleenor, Mitch Meredith, Annette Buchanan, and Superintendent Jerry Boyd.

II. SALE OF BOONES CREEK MIDDLE PROPERTY

Motion carried:

Mike Masters move to rescind the two offers last week and accept new offer, as written from Cashiers Investors, LLC, for \$2.1 million for the purchase of Boones Creek Middle property. Mary Beth Dellinger seconded the motion, which carried on roll call vote:

- Mike Masters: yes
- Whitney Riddle: yes
- Keith Ervin: yes
- Annette Buchanan: yes
- Jason Day: yes
- Mary Beth Dellinger: yes
- Chad Fleenor: no
- David Hammond: yes
- Mitch Meredith: no

III. ADJOURNMENT