

Hamilton County Department of Education  
Hamilton County Board of Education Board Meeting - Regular Session  
January 16, 2020 5:30 PM  
3074 Hickory Valley Road  
Chattanooga, TN 37421

I. Roll Call

II. \*\*Approval of the Agenda

III. Executive Session - No

IV. Pledge to the Flag and Meditation - Jacquie Hauth, Principal of North Hamilton County Elementary

V. Exemplars of Excellence

A. Ooltewah High School JROTC Raider Male Team County and State Champions and National Runner-up - Dr. John Tharp, Executive Director

HAMILTON COUNTY DEPARTMENT OF EDUCATION  
3074 Hickory Valley Road  
Chattanooga, TN 37421

**MEMORANDUM**

**TO:** Hamilton County Board of Education  
Dr. Bryan Johnson, Superintendent

**FROM:** Dr. John Tharp, Executive Director, Harrison Bay Learning Community

**DATE:** January 16, 2020

**RE:** Request to recognize Ooltewah High School JROTC Raider Male Team

The Hamilton County Department of Education is please to recognize the Ooltewah High School JROTC Raider Male Team for their successful year. The Raiders are County Champions for the 5<sup>th</sup> year in a row, State Champions for the 2<sup>nd</sup> year in a row and National Runners-up.

VI. Delegations

A. Jeanette Omarkhail, HCEA

B. Jim Hammonds, Hamilton County Sheriff

C. Jim Watson, Ivy Academy - Speaking on Radon Testing for Schools

D. Heather Modrow, Classroom Teacher - Speaking on school budget

VII. Future Ready 2023 Update - Chief Operations Officer, Dr. Justin Robertson - Efficient and Effective Operations

**Hamilton County Department of Education  
3074 Hickory Valley Road  
Chattanooga, Tennessee 37421**

**MEMORANDUM**

To: Hamilton County Board of Education

From: Dr. Bryan Johnson, Superintendent

Date: January 16, 2020

RE: FUTURE READY 2023 UPDATES TO SCHOOL BOARD – EFFICIENT AND EFFECTIVE OPERATIONS – DR. JUSTIN ROBERTSON, CHIEF OPERATIONS OFFICER

In order to provide the School Board up-to-date information on strategies being implemented and progress towards the goals outlined with the Future Ready 2023 plan, district leadership will provide a monthly report describing the work being done.

Future Ready 2023 outlines five action areas:

- Accelerating Student Achievement
- Future Ready Students
- Great Teachers and Leaders
- Effective and Efficient Operations
- Engaged Community



**HAMILTON**  
COUNTY  
SCHOOLS

# Future Ready 2023 Monthly Report

Dr. Justin Robertson, Chief Operations Officer

January 16, 2020 - Hamilton County Board of Education



Hamilton County Schools  
Will Be the **Best** School  
District in Tennessee.

# Future Ready 2023

**Accelerating  
Student  
Achievement**



**Future  
Ready  
Students**



**Great Teachers  
& Leaders**



**Engaged  
Community**



**Efficient  
& Effective  
Operations**



# FR2023 - Key Strategies

1. Establish long-term plan for transportation model
2. Establish long-term plan for facilities maintenance and capital improvements
3. Leverage technology to improve operational efficiency
4. Optimize Budget and Resource Utilization



## School Operations

**32,545**

Chromebooks



**7.5m**

Square Feet of  
Building Space  
Maintained



**20,000**

Miles  
Traveled  
Per Day



**35**

Schools With  
School Age  
Child Care



**9,200**

Athletic Events Per Year



**Saved**  
**\$730,000**

in Utilities Compared  
with the State Average

**26,000+**

Meals Prepared Per Day

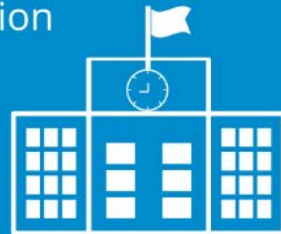
Average Health Inspection Score:  
**98.0**



# 2018-2019 Accomplishments

## *Efficient & Effective Operations*

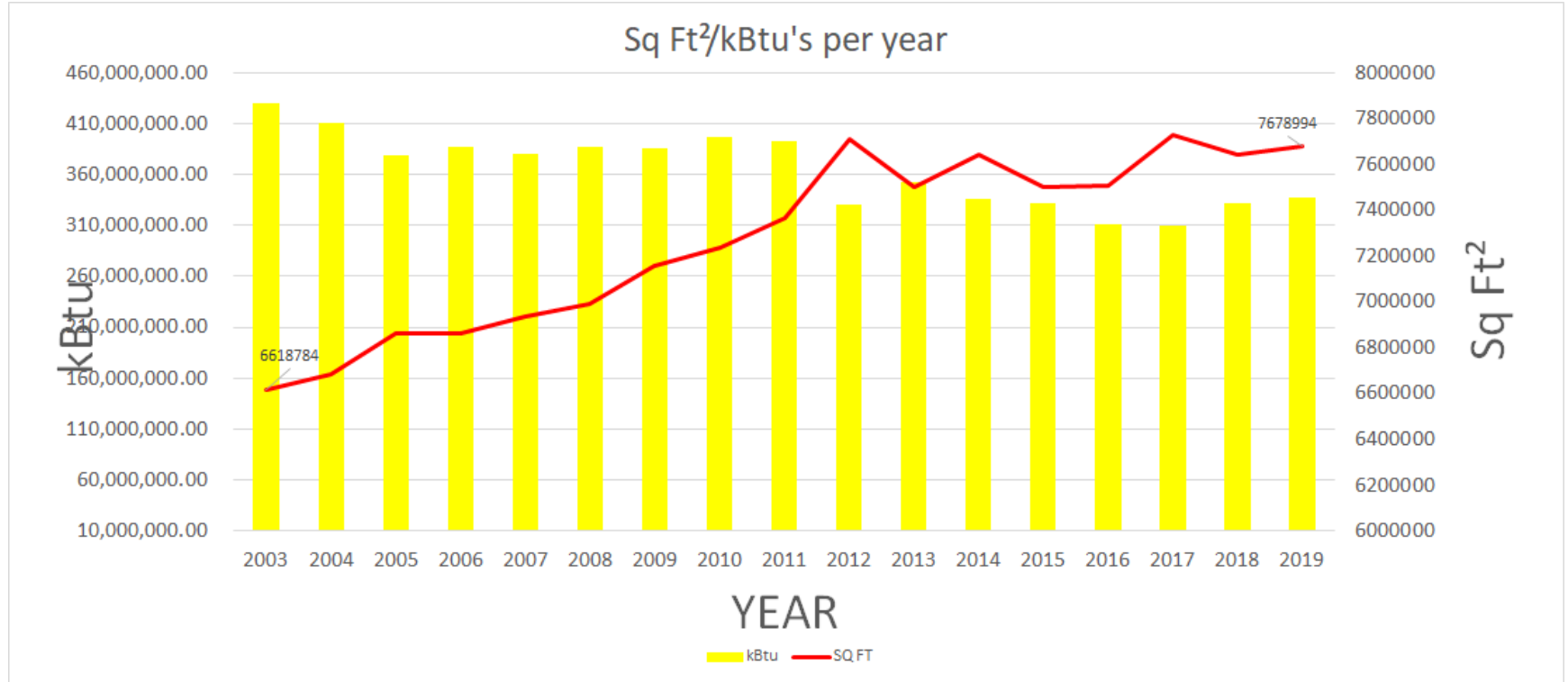
- Increased Pay for School Nutrition Employees
- 1:1 Device Implementation
- 164 New School Buses (with A/C)
- Groundbreaking of 2 new buildings
- Completion of 2 new renovation projects



# Key Performance Indicators

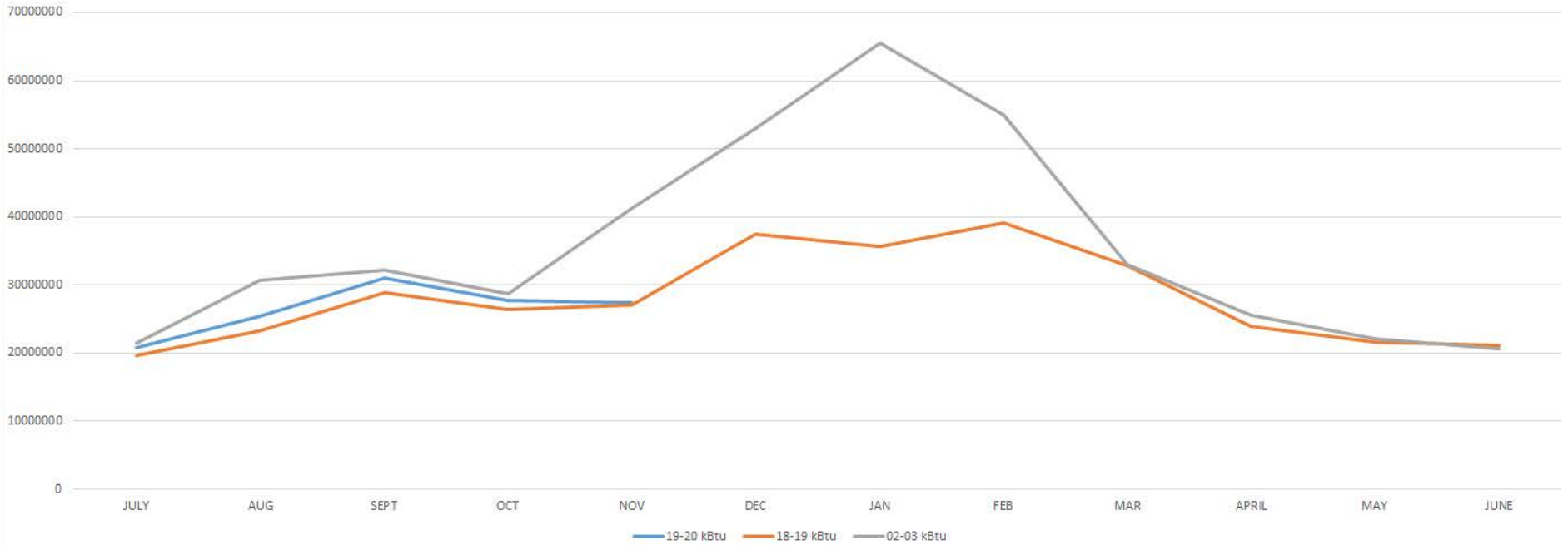
| Effective and Efficient Operations               | 2020 Target     | Actual 2020 |
|--|-----------------|-------------|
| Total Miles between Safety Incidents             | 58,000          | 50,937      |
| Average. % of Buses Arriving On-Time Daily       | 96.0%           | 88.0%       |
| Nutrition Services Utilization                   | Breakfast 28.5% | 28.39%      |
|  | Lunch 61.0%     | 58.43%      |
| Average Days to complete Maintenance Work Orders | 13              | 7.7         |
| Average Days to close Technology Support Tickets | 24              | 14.2        |

# Energy Management



# Energy Management

Baseline Energy Comparison





**HAMILTON**  
COUNTY  
SCHOOLS

# Blueprint2030

*Plans for **Future Ready** school buildings*

# REDISTRICTING TIMELINE

**Jan. 14, 2020**

**East Hamilton Middle Zoning Meeting-** Ooltewah MS, 6 p.m.  
(Schools impacted: East Hamilton M/H, Ooltewah MS,  
Ooltewah HS, Apison, Westview, East Brainerd)

**Jan. 21, 2020**

**Clifton Hills Zoning Meeting** - Bethlehem Center, 6 p.m.  
(Schools impacted: Clifton Hills, Calvin Donaldson, Lookout  
Mtn)  
**Zoning Surveys Released** (Deadline Feb. 4)

**Jan. 23, 2020**

**Harrison Elementary Zoning Meeting**  
Washington Hills YFD Center, 6 p.m.  
(Schools impacted: Harrison, Hillcrest)

# What criteria is used in a redistricting plan?

- Projected growth (Regional Planning Association)
- Feeder patterns
- Proximity of location to schools
- Relief of overcrowding schools
- Efficient utilization of school capacity
- Transportation

# WHY - Facilities

*Every Student Deserves an  
Excellent Learning Environment*

## **Existing Buildings**

Average Age = 40 years

Average Capacity = 695 Students

\$0.40 per Sq Ft for Maintenance = Industry Standard \$3.00

## **Mayor's Budget Working Group**

Efficiency through Consolidation



- Initial Proposal presented to community groups in December for input
- Initial Proposal focused on most EFFICIENT model
- January community meetings scheduled for feedback: model focused on Efficiency and Effectiveness
- Further Opportunity for Community Feedback
- March Board Meeting - Recommendations Presented

# MGT FACILITIES TIMELINE

**Jan. 13, 2020**

**Board Work Session**

MGT presents updated Facilities Recommendations based on feedback.

**Jan. 14, 2020**

**MGT Facilities Survey 2 Released** (Deadline Jan. 27)

**Jan. 28, 2020**

**MGT Community Meeting** - Tyner Academy, 6 p.m.

**Jan. 29, 2020**

**MGT Community Meeting** - Brown Middle, 6 p.m.

**March 3, 2020**

**Board Work Session**

Presentation of Final MGT Facilities Recommendations

# School Nutrition



- Hixson HS students supply greenhouse lettuce currently served at HHS & HMS
- Salary increases for SN employees and paid leave for part-time SN employees.
- Decreased our employee turnover, 39 employees 1st semester 2018 to 19 in 2019.
- Increased food quality, eliminating artificial dyes and nitrates/nitrites from meals.
- Incorporated more scratch cooking, including classics like chicken & dumplings, as well as homemade pizzas in some high schools.

# Information Technology



- Average Days to Close tickets for tickets submitted in FY 2020: 7.5Days
- Control Access Door replacement (44 schools, 220 doors)- completed
- Camera Server Upgrade (76 schools)- completed
- 1:1 High school technology implementation – completed
- Additional wireless access points for all middle and high schools.

# Transportation



- State Troopers: Defensive Driving for all Bus Drivers
- Monthly Safety Meetings with First Student
- First View Bus App
- Next Steps: Review busing routes to include Magnet and Future Ready Institutes

# School Security

- Visitor Management System
- Controlled Access Doors
- Student Safety Coordinator
- Student Safety Officers  
(January Memo)
- Off-Duty Officers to Patrol Schools
- Hardening of Entrances
- Stop the Bleed Kits





Hamilton County Schools  
Will Be the **Best** School  
District in Tennessee.

VIII. \*\*Approval of the Consent Agenda

A. Approval of the Minutes of the December 12, 2019 Quarterly Session

Hamilton County Department of Education - DRAFT MINUTES NOT YET APPROVED BY THE BOARD  
Board Meeting - Quarterly Session  
December 12, 2019 5:30 PM  
3074 Hickory Valley Road  
Chattanooga, TN 37421

I. Roll Call

II. \*\*Approval of the Agenda

III. Executive Session - No

IV. Pledge to the Flag and Meditation - Karen Hollis, Principal of Ooltewah Elementary

V. Exemplars of Excellence - Dr. Robert Sharpe

VI. Delegations

A. Jeanette Omarkhail, HCEA

B. Heather Modrow spoke regarding K-3 Literacy and Assessment

C. Sonia Perry, Red Bank High School and Carson Bock, Signal Mountain High School spoke regarding the Suicide Prevention Policy

VII. Presentations

A. Future Ready - Student Success Plans - Dr. Nakia Towns Edwards

VIII. \*\*Approval of the Consent Agenda

A. Approval of the Minutes of the November 21, 2019 Regular Session.

B. Executive Committee Report

C. Chief Schools Officer - Dr. Justin Robertson

1. Field Trips

a. Dr. Larrie Reynolds and Dr. Robert Sharpe - Executive Directors (2)

b. Dr. Neelie Parker and Dr. John Tharp - Executive Directors (6)

c. John Maynard, Director of College, and Career and Technical Education (3)

2. Funding Increase - Contractual Services of Dr. B.J. Worthington

D. Chief Business Officer - Brent Goldberg

1. Bids/Contracts

2. Financial Reports

3. Budget Amendments

a. Federal Grants and Self-Funded Programs

b. Priority Schools - Principal Incentive State Grant

4. CLASS Retainer Agreement

5. Lease Agreements Between Hamilton County Department of Education and City of Chattanooga for Operation of Head Start Programs

E. Chief Equity Officer - Dr. Marsha Drake

1. Bullying Report - Karen Glenn, STAR/Safe Learning

F. Chief of Staff - Dr. Nakia Towns Edwards

1. Board Policies - First and Final Reading

a. Board Policy 6.500 - Special Education Students

G. Chief Talent Officer - Keith Fogleman

1. Differentiated Pay Plan (2019-2020)

IX. Administrative Business Matters

A. Chief Schools Officer - Dr. Justin Robertson

1. \*\*Textbook Adoption Committees

B. Director of Maintenance and Operations - Justin Witt

1. \*\*Chiller Replacement at Chattanooga High School Center for Creative Arts

Correct the recommendation awarding the Bid 20-19/CCA Chiller. It should have stated Hobbs and Associates (tab sheet)

C. Chief Business Officer - Brent Goldberg

1. \*\*Short Term Disability Insurance

X. Information Only

A. Legal Services Report

B. Board Matters

1. School Safety Coordinator - Dr. James Corbin

XI. Events/Announcements

- |   |  |
|---|--|
| A. December 18, 2019<br>1/2 Day for Students-Buses will run                 | B. December 19, 2019 - January 1, 2020<br>Winter Break                     |
| C. January 2, 2020 - Teacher Professional<br>Development # 2 (School-based) | D. January 3, 2020 - Teacher Professional<br>Development # 3 (System-wide) |
| E. January 6, 2020 - School reopens   | F. January 10, 2020 - Report Cards   |
| G. January 13, 2020 - Agenda Session  | H. January 16, 2020 - Board Meeting  |

XII. Adjourn

Hamilton County Department of Education  
Board Meeting - Quarterly Session  
3074 Hickory Valley Road  
Chattanooga, TN 37421  
Thursday, December 12, 2019 5:30 PM Eastern

## I. Roll Call

Dr. Steve Highlander: Present  
Mrs. Jenny Hill: Present  
Mrs. Karitsa Jones: Present  
Mrs. Kathy Lennon: Present  
Mr. Tucker McClendon: Present  
Mrs. Tiffanie Robinson: Present  
Mr. Joe Smith: Present  
Mrs. Rhonda Thurman: Present  
Mr. Joe Wingate: Present  
Present: 9

Also in Attendance: Dr. Bryan Johnson, Superintendent  
Jeremiah Taylor, Student Board Member was absent due to a school performance

Updated Attendance taken at 6:30 p.m.

Mrs. Jenny Hill: Absent  
Present: 8, Absent: 1.

## II. \*\*Approval of the Agenda

**Passed:** Approval of the agenda with the following amendments: Under Item IX. Administrative Business Matters, B. Justin Witt, 1. Chiller replacement at Chattanooga High School center for Creative Arts, correct the recommendation awarding the Bid 20-19/CCA Chiller. It should have stated Hobbs and Associates (tab sheet); Under Item VI. Delegations, add Heather Modrow, teacher speaking on K-3 literacy and assessment and students Sonia Perry of Red Bank High School and Carson Bolus of Signal Mountain speaking on the suicide prevention policy passed with a motion by Dr. Steve Highlander and a second by Mrs. Tiffanie Robinson.

Dr. Steve Highlander: Yes  
Mrs. Jenny Hill: Yes  
Mrs. Karitsa Jones: Yes  
Mrs. Kathy Lennon: Yes  
Mr. Tucker McClendon: Yes  
Mrs. Tiffanie Robinson: Yes  
Mr. Joe Smith: Yes  
Mrs. Rhonda Thurman: Yes  
Mr. Joe Wingate: Yes  
Yes: 9, No: 0

III. Executive Session - No

IV. Pledge to the Flag and Meditation - Karen Hollis, Principal of Ooltewah Elementary

V. Exemplars of Excellence - Dr. Robert Sharpe

VI. Delegations

VI.A. Jeanette Omarkhail, HCEA

VI.B. Heather Modrow spoke regarding K-3 Literacy and Assessment

VI.C. Sonia Perry, Red Bank High School and Carson Bock, Signal Mountain High School spoke regarding the Suicide Prevention Policy

VII. Presentations

VII.A. Future Ready - Student Success Plans - Dr. Nakia Towns Edwards

VIII. \*\*Approval of the Consent Agenda

**Passed:** Approval of the Consent Agenda with Mrs. Thurman asking to pull item VIII. C. 2. Funding Increase - Contractual Services of Dr. B. J. Worthington passed with a motion by Dr. Steve Highlander and a second by Mrs. Tiffanie Robinson.

Mrs. Jenny Hill: Absent  
Dr. Steve Highlander: Yes  
Mrs. Karitsa Jones: Yes  
Mrs. Kathy Lennon: Yes  
Mr. Tucker McClendon: Yes  
Mrs. Tiffanie Robinson: Yes  
Mr. Joe Smith: Yes  
Mrs. Rhonda Thurman: Yes  
Mr. Joe Wingate: Yes  
Yes: 8, No: 0, Absent: 1

Mrs. Thurman asked if there was a contract for the contractual services of Dr. B. J. Worthington. She also was not sure how much the system is paying per hour. Mrs. Thurman stated she felt things like this should be done in-house and that education is our job; our only job should be and training principals is part of that. Mrs. Thurman stated she pulled the item because she was not comfortable not having more information than was presented.

Dr. Robertson stated that what had been spent so far was right around \$22,800 and the reason it was being brought to the Board is because he is doing work with 16 schools and some is being paid from individual school funds, some from federal funds, and some through Chief of School Officer's office. There is not a contract per say but an agreement between schools. If he is going, for example, to do work at East Ridge Middle School and they're paying for it, there would be a contract between East Ridge Middle and Dr. Worthington. Dr. Robertson said he didn't think the total would get to \$60,000 but if it is set at at \$27,000 the first time he goes over \$27,000 even if it is for \$200 then it has to be brought back to the Board.

**Passed:** Approval to add back to the agenda and approve the funding increase - contractual services of Dr. B. J. Worthington passed with a motion by Mr. Tucker McClendon and a second by Mrs. Tiffanie Robinson.

Mrs. Jenny Hill: Absent

Dr. Steve Highlander: No  
Mrs. Rhonda Thurman: No  
Mrs. Karitsa Jones: Yes  
Mrs. Kathy Lennon: Yes  
Mr. Tucker McClendon: Yes  
Mrs. Tiffanie Robinson: Yes  
Mr. Joe Smith: Yes  
Mr. Joe Wingate: Yes

Yes: 6, No: 2, Absent: 1

Dr. Steve Highlander: No, Mrs. Rhonda Thurman: No

VIII.A. Approval of the Minutes of the November 21, 2019 Regular Session.

VIII.B. Executive Committee Report

VIII.C. Chief Schools Officer - Dr. Justin Robertson

VIII.C.1. Field Trips

VIII.C.1.a. Dr. Larrie Reynolds and Dr. Robert Sharpe - Executive Directors (2)

VIII.C.1.b. Dr. Neelie Parker and Dr. John Tharp - Executive Directors (6)

VIII.C.1.c. John Maynard, Director of College, and Career and Technical Education

VIII.C.2. Funding Increase - Contractual Services of Dr. B.J. Worthington

VIII.D. Chief Business Officer - Brent Goldberg

VIII.D.1. Bids/Contracts

VIII.D.2. Financial Reports

VIII.D.3. Budget Amendments

VIII.D.3.a. Federal Grants and Self-Funded Programs

VIII.D.3.b. Priority Schools - Principal Incentive State Grant

VIII.D.4. CLASS Retainer Agreement

VIII.D.5. Lease Agreements Between Hamilton County Department of Education and City of Chattanooga for Operation of Head Start Programs

VIII.E. Chief Equity Officer - Dr. Marsha Drake

VIII.E.1. Bullying Report - Karen Glenn, STAR/Safe Learning

VIII.F. Chief of Staff - Dr. Nakia Towns Edwards

VIII.F.1. Board Policies - First and Final Reading

VIII.F.1.a. Board Policy 6.500 - Special Education Students

VIII.G. Chief Talent Officer - Keith Fogleman

VIII.G.1. Differentiated Pay Plan (2019-2020)

## IX. Administrative Business Matters

### IX.A. Chief Schools Officer - Dr. Justin Robertson

#### IX.A.1. \*\*Textbook Adoption Committees

**Passed:** Approval of the textbook adoption committee passed with a motion by Mr. Tucker McClendon and a second by Dr. Steve Highlander.

Mrs. Jenny Hill: Absent, Dr. Steve Highlander: Yes, Mrs. Karitsa Jones: Yes, Mrs. Kathy Lennon: Yes, Mr. Tucker McClendon: Yes, Mrs. Tiffanie Robinson: Yes, Mr. Joe Smith: Yes, Mrs. Rhonda Thurman: Yes, Mr. Joe Wingate: Yes  
Yes: 8, No: 0, Absent: 1

### IX.B. Director of Maintenance and Operations - Justin Witt

#### IX.B.1. \*\*Chiller Replacement at Chattanooga High School Center for Creative Arts

**Correct the recommendation awarding the Bid 20-19/CCA Chiller. It should have stated Hobbs and Associates (tab sheet)**

**Passed:** Approval of the chiller replacement at Chattanooga High School Center for Creative Arts and awarding the bid to Hobbs and Associates passed with a motion by Dr. Steve Highlander and a second by Mrs. Tiffanie Robinson.

Mrs. Jenny Hill: Absent  
Dr. Steve Highlander: Yes  
Mrs. Karitsa Jones: Yes  
Mrs. Kathy Lennon: Yes  
Mr. Tucker McClendon: Yes  
Mrs. Tiffanie Robinson: Yes  
Mr. Joe Smith: Yes  
Mrs. Rhonda Thurman: Yes  
Mr. Joe Wingate: Yes  
Yes: 8, No: 0, Absent: 1

### IX.C. Chief Business Officer - Brent Goldberg

#### IX.C.1. \*\*Short Term Disability Insurance

**Passed:** Approval of the short-term disability insurance passed with a motion by Dr. Steve Highlander and a second by Mrs. Kathy Lennon.

Mrs. Jenny Hill: Absent  
Dr. Steve Highlander: Yes  
Mrs. Karitsa Jones: Yes  
Mrs. Kathy Lennon: Yes  
Mr. Tucker McClendon: Yes  
Mrs. Tiffanie Robinson: Yes  
Mr. Joe Smith: Yes  
Mrs. Rhonda Thurman: Yes  
Mr. Joe Wingate: Yes  
Yes: 8, No: 0, Absent: 1

Mr. Fogleman stated this is short term disability insurance that was part of the collaborative conferencing. There was a committee set aside, a work management group to look at the

program along with many other benefit issues. It was recommended that the system would be developing a short-term disability insurance that would replace the sick leave bank. This will be paid out of the internal service fund and there will be no impact to the GP operating budget. This will cover all employees and any leave that is in the sick leave bank will be distributed back to the participants.

## X. Information Only

### X.A. Legal Services Report

### X.B. Board Matters

#### X.B.1. School Safety Coordinator - Dr. James Corbin

## XI. Events/Announcements

## XII. Adjourn

The meeting was adjourned at 7:20 p.m.

Signatures on file.

## B. Executive Committee Report

**Hamilton County Department of Education  
3074 Hickory Valley Road  
Chattanooga, Tennessee 37421**

**MEMORANDUM**

TO: Hamilton County Board of Education

FROM: Sherrie Ford

DATE: January 16, 2020

RE: Executive Committee Report

The Executive Committee of the Board may act on behalf of the full Board during the time between Board meetings. The Executive Committee items submitted to me for the agenda packet for the period of December 12, 2019 through January 16, 2020 are included. These items include previously approved field trips indicated by an asterisk and various early/emergency approvals presented for ratification.

C. Chief Schools Officer - Dr. Neelie Parker

1. Field Trips

a. Dr. Larrie Reynolds and Dr. Robert Sharpe - Executive Directors (17)

HAMILTON COUNTY DEPARTMENT OF EDUCATION  
3074 Hickory Valley Road  
Chattanooga, TN 37421

**MEMORANDUM**

**TO:** Hamilton County Board of Education  
Dr. Bryan Johnson, Superintendent

**FROM:** Dr. Larrie Reynolds, Executive Director  
Dr. Robert Sharpe, Executive Director

**DATE:** January 16, 2020

**RE:** Overnight Field Trips

This is to request Board approval of the following overnight field trips:

- # 1. **Chattanooga High Center for Creative Arts** – Thirty members of Youth in Government will travel to Nashville, Tennessee February 27-March 1, 2020 to attend the Youth in Government Conference.
- # 2. **Chattanooga School for the Arts and Sciences Upper School** – Ten students enrolled in high school will travel to Madrid, Spain June 6-20, 2020 for language immersion and cultural enrichment.
- # 3. **Chattanooga School for the Arts and Sciences Upper School** – Ten students enrolled in high school will travel to Tono, Japan June 18-July 2, 2020 for language immersion and cultural enrichment.
- # 4. **Chattanooga School for the Liberal Arts** – Four members of the robotics team will travel to Barcelona, Spain February 18-24, 2020 to compete in the VEX IQ Challenge Mediterranean Open.
- # 5. **East Hamilton School** – Forty-five members of the Parliamentary Club will travel to Nashville, Tennessee April 23-26, 2020 to attend the Youth in Government Conference.
- # 6. **East Ridge High School** – Three students enrolled in band will travel to Gatlinburg, Tennessee February 6-8, 2020 to attend the ETSBOA Senior Clinic.
- # 7. **East Ridge High School** – Fourteen members of the wrestling team will travel to Franklin, Tennessee February 20-22, 2020 to compete in the state wrestling tournament.
- # 8. **Lookout Valley Middle High School** – Three students enrolled in band will travel to Gatlinburg, Tennessee February 6-8, 2020 to attend the ETSBOA All-State East Conference.

- # 9. **Red Bank High School** – Six students enrolled in band will travel to Gatlinburg, Tennessee February 6-8, 2020 to attend the ETSBOA All-State East Conference.
- # 10. **Red Bank High School** – Three students enrolled in band will travel to Nashville, Tennessee April 15-18, 2020 to attend the TMEA All-State Conference.
- # 11. **Signal Mountain Middle High School** – Nine members of Youth in Government will travel to Nashville, Tennessee February 26-March 1, 2020 to attend the Youth in Government Conference.
- # 12. **Signal Mountain Middle High School** – One hundred eight members of Youth in Government will travel to Nashville, Tennessee February 27-March 1, 2020 to attend the Youth in Government Conference.
- #13. **Signal Mountain Middle High School** – One hundred eight students enrolled in band will travel to Mt. Pleasant, South Carolina March 26-29, 2020 to participate in Music Festivals Charleston.
- #14. **STEM School Chattanooga** – Twenty members of the robotics team will travel to Collierville, Tennessee March 18-21, 2020 to attend the Memphis Regional Robotics Competition.
- #15. **STEM School Chattanooga** – Forty-five members of the robotics team will travel to Huntsville, Alabama April 1-4, 2020 to attend the Rocket City Regional Robotics Competition.
- #16. \* **Chattanooga School for the Arts and Sciences Upper School** – Fifteen members of the high school boys’ basketball team traveled to Watertown, Tennessee December 19-21, 2019 to participate in the Watertown High School Holiday Tournament.
- #17. \* **East Hamilton School** – Fourteen members of the high school girls’ basketball team traveled to Greenville, Tennessee December 26-31, 2019 to participate in the Andrew Johnson Bank Classic.

\*This item was previously approved by Dr. Bryan Johnson, Superintendent and Mr. Joe Wingate, Board Chairman.

**HAMILTON COUNTY SCHOOLS  
Request for Field Trip Approval**

Day  **Overnight** (Must go to Board for Approval) Today's Date: 12/13/19

Career/Tech.  Exceptional Ed  Learning Community  Opportunity Zone  PreK

School Center for Creative Arts Grade/Group/Team Grades 9-12 Youth in Government

Departure Date/Time February 27, 2020 6:30 AM Return Date/Time March 1, 2020 3:00 PM

Event/Venue YIG conference/DoubleTree Hotel Address 315 4th Avenue N. Nashville, TN 37219

Instructional value Simulation of the Tennessee State Legislative process

Evaluation Feedback and possible awards at the conference

Fee Requested \$ 400.00 How Acquired? Collection from students/YMCA need based scholarships

Total # of Students 30 Total # of Staff 2 Total # of Chaperones 0 Nurse Required:  Yes  No

Number of subs needed 2 Funding source for subs HCDE

- Total # of Students with 504 Plan 0 Modifications Needed no
- Total # of Students with Disabilities 0 Modifications Needed no

**Transportation:** The PRINCIPAL is responsible for verifying that ALL drivers are properly licensed and insured.

County School Bus  Cost \$ \_\_\_\_\_ Handicap Accessible Bus  Cost \$ \_\_\_\_\_

Charter Bus (Board Approved)  Cost \$ \_\_\_\_\_

Cars  List Driver(s) Parents are responsible for their own child's transportation Cost \$ \_\_\_\_\_

**WRITTEN** parental permission (and medical information, if overnight) for each student is required and must be received before the student is permitted to attend.

**List Chaperones:**

Staff: Zachary Flowers, Tara Rollins

Chaperones: \_\_\_\_\_

Background checks on non HCDE employee chaperones with unsupervised contact with students. Have you complied?  Yes

**\*Overnight Field Trips**

- \*Number of students not attending for economic reasons 0
- \*Number of trips this group expects to take which will require funds 1
- \*Estimated cost to parent support groups for this trip \$ 0
- \*Projects students have undertaken to secure funds 0
- \*Co-ed trips require co-ed chaperones. Have you complied?  Yes
- \*Travel itinerary attached with name/address of accommodations  Yes

|   |                       |
|---|-----------------------|
| Teacher's Signature: <u>[Signature]</u>   | Date: <u>12/13/19</u> |
| Principal's Signature: <u>[Signature]</u> | Date: <u>12.13.19</u> |
| Director's Signature: <u>[Signature]</u>  | Date: <u>12/18/19</u> |

SEND TO APPROPRIATE SCHOOL DIRECTOR FOR APPROVAL

HCS School Leadership  
Received 12/16/19

**HAMILTON COUNTY DEPARTMENT OF EDUCATION**  
**Request for Field Experience**

Day  **Overnight** (Must go to Board for Approval) Today's Date: 10/16/19

Career/Tech.  Elementary  Exceptional Ed.  PreK  **Secondary**

School Chattanooga School for the Arts and Sciences Destination Madrid, Spain

Trip Date(s) 6/6/20 -- 6/20/20 Group/Grade Upcoming 10th, 11th and 12th graders (10th & 11th)

Departure Date and Time 6/6/20 Return Date and Time 6/20/20

Provisions for those not attending N/A

Instructional value Language immersion and cultural enrichment through real-world relationships and immersion in the mother country of the Spanish Language.

Evaluation Students will participate in daily conversation in the TL with families and staff; students will engage in tours historic towns, museums, and modern-day Madrid.

Fee Requested \$ 2,550 / 2,900 How Acquired? Collected from families

Total # of Students 7-10 Total # of Teachers/Chaperones 2 Nurse Required:  Yes  No

Number of subs needed 0 Funding source for subs 0

- Total # of Students with 504 Plan 0 Modifications Needed 0
- Total # of Students with Disabilities 0 Modifications Needed 0

**Transportation:** The PRINCIPAL is responsible for verifying that ALL drivers are properly licensed and insured.

County School Bus Flight# Unknown Driver(s) Airline Unknown Cost \$ included  
 Handicap Accessible Bus FLIGHT will be purchased upon School Board approval and submitted to HCDE Cost \$ in  
 Charter Bus (Board Approved) 0 Cost \$ fees  
 Cars 0 List Driver(s) 0 Cost \$ collected

**WRITTEN** parental permission (and medical information, if overnight) for each student is required and must be received before the student is permitted to attend.

**List Chaperones:**

Staff: Chelsea R. Glass (952) 738 - 2641; 1600 Jefferson Street, Chattanooga, TN 37408 Benjamin Schultz (423) 503 - 0606; 1160 Nellie Head Rd, Tunnel Hill, GA 30755




Parents: \_\_\_\_\_

Background checks on non HCDE employee chaperones with unsupervised contact with students.

Have you complied?  Yes

**\*Overnights Only**

- \*Number of students not attending for economic reasons 0
- \*Number of trips this group expects to take which will require funds 6
- \*Estimated cost to parent support groups for this trip \$ Entire Cost 2,550 - 2,900 each
- \*Projects students have undertaken to secure funds Students will host fund-raisers on campus to help support the trip
- \*Co-ed trips require co-ed chaperones. Have you complied?  Yes
- \*Travel itinerary attached with name/address of accommodations  Yes

|   |                       |
|---|-----------------------|
| Teacher's Signature: <u></u>  | Date: <u>10/16/19</u> |
| Principal's Signature: <u></u> | Date: <u>10/16/19</u> |
| Director's Signature: <u></u>  | Date: <u>11/4/19</u>  |

SEND TO APPROPRIATE SCHOOL DIRECTOR FOR APPROVAL

HCS School Leadership  
Received 10/30/19

**HAMILTON COUNTY SCHOOLS**  
**Request for Field Trip Approval**

Day  **Overnight** (Must go to Board for Approval) Today's Date: October 21, 2019

Career/Tech.  Exceptional Ed  Learning Community  Opportunity Zone  PreK  
 School CSAS Grade/Group/Team 10th, 11th & 12th graders

Departure Date/Time June 18, 2020 Return Date/Time July 2, 2020

Event/Venue Tono, Japan Exchange Address Tono, Japan

Instructional value Immersion and cultural enrichment through real-world relationships.

Evaluation Students will present their learning to the student body in an assembly.

Fee Requested \$ 4.2-4.6K How Acquired? Collected from families

Total # of Students 6-10 Total # of Staff 2 Total # of Chaperones \_\_\_\_\_ Nurse Required:  Yes  No

Number of subs needed 0 Funding source for subs N/A

- Total # of Students with 504 Plan 0 Modifications Needed 0
- Total # of Students with Disabilities 0 Modifications Needed 0

**Transportation:** The PRINCIPAL is responsible for verifying that ALL drivers are properly licensed and insured.

County School Bus  Cost \$ \_\_\_\_\_ Handicap Accessible Bus  Cost \$ \_\_\_\_\_  
 Charter Bus (Board Approved)  Flight will be purchased upon school board approval Cost \$ \_\_\_\_\_  
 Cars  List Driver(s) \_\_\_\_\_ Cost \$ \_\_\_\_\_

WRITTEN parental permission (and medical information, if overnight) for each student is required and must be received before the student is permitted to attend.




**List Chaperones:**

Staff: Emily Krause and Kevin Aslinger  
 Chaperones: No parents will be chaperones

Background checks on non HCDE employee chaperones with unsupervised contact with students. Have you complied?  Yes

**\*Overnight Field Trips**

- \*Number of students not attending for economic reasons 0
- \*Number of trips this group expects to take which will require funds 1
- \*Estimated cost to parent support groups for this trip \$ 4200--4600
- \*Projects students have undertaken to secure funds Students will have fund-raisers
- \*Co-ed trips require co-ed chaperones. Have you complied?  Yes
- \*Travel itinerary attached with name/address of accommodations  Yes

|  |                                       |
|--|---------------------------------------|
| Teacher's Signature:    | Date: <u>10/21/19</u> <u>10-21-19</u> |
| Principal's Signature:  | Date: <u>10/24/19</u>                 |
| Director's Signature:   | Date: <u>11/4/19</u>                  |

SEND TO APPROPRIATE SCHOOL DIRECTOR FOR APPROVAL

HCS School Leadership  
 Received 11/04/19

**HAMILTON COUNTY SCHOOLS**  
**Request for Field Trip Approval**

Day  **Overnight** (Must go to Board for Approval) Today's Date: January 3, 2020

Career/Tech.  Exceptional Ed  Learning Community  Opportunity Zone  PreK  
 School CSLA Grade/Group/Team 7-8 VEX IQ Robotics

Departure Date/Time February 18, 2020 8 AM Return Date/Time February 24, 2020 10 PM

Event/Venue VEX IQ Challenge Mediterranean Open Address Plaça d'Eusebi Güell, 6, 08034 Barcelona, Spain

Instructional value Compete with and learn from other teams. Familiarize with another culture.

Evaluation Students reflection and discussion of experience and areas to focus improvement.

Fee Requested \$ 0 How Acquired? \_\_\_\_\_

Total # of Students 4 Total # of Staff 1 Total # of Chaperones 1 Nurse Required:  Yes  No

Number of subs needed 1 Funding source for subs \_\_\_\_\_

- Total # of Students with 504 Plan 0 Modifications Needed \_\_\_\_\_
- Total # of Students with Disabilities 0 Modifications Needed \_\_\_\_\_

**Transportation:** The PRINCIPAL is responsible for verifying that ALL drivers are properly licensed and insured.

County School Bus  Cost \$ \_\_\_\_\_ Handicap Accessible Bus  Cost \$ \_\_\_\_\_

Charter Bus (Board Approved)  \_\_\_\_\_ Cost \$ \_\_\_\_\_

Cars  List Driver(s) All students transported by own parents. Cost \$ 0

**WRITTEN** parental permission (and medical information, if overnight) for each student is required and must be received before the student is permitted to attend.

**List Chaperones:**

Staff: Natasha Clark

Chaperones: Scott Rosenow (Coach/teacher at Howard Connect Academy)

Background checks on non HCDE employee chaperones with unsupervised contact with students. Have you complied?  Yes

**\*Overnight Field Trips**

\*Number of students not attending for economic reasons 0

\*Number of trips this group expects to take which will require funds 0

\*Estimated cost to parent support groups for this trip \$ 0

\*Projects students have undertaken to secure funds 0

\*Co-ed trips require co-ed chaperones. Have you complied?  Yes

\*Travel itinerary attached with name/address of accommodations  Yes

|   |                           |
|---|---------------------------|
| Teacher's Signature: <u>N Clark</u>             | Date: <u>Jan. 3, 2020</u> |
| Principal's Signature: <u>Kristal Spaulding</u> | Date: <u>Jan. 6, 2020</u> |
| Director's Signature: <u>Jim Regula</u>         | Date: <u>1-8-2020</u>     |

SEND TO APPROPRIATE SCHOOL DIRECTOR FOR APPROVAL

*Parents supervising each of their own children throughout trip*

HCS School Leadership  
Received 1/6/20

## HAMILTON COUNTY SCHOOLS Request for Field Trip Approval

Day  **Overnight** (Must go to Board for Approval) Today's Date: 12-2-2019

Career/Tech.  Exceptional Ed  **Learning Community**  Opportunity Zone  PreK  
 School East Hamilton School Grade/Group/Team Parliamentary Club/High School

Departure Date/Time April 23, 2020 6:00 AM Return Date/Time April 26, 2020 5:00pm

Event/Venue Youth in Government, Nashville Downtown DoubleTree & Tennessee State Capitol Building Address 315 4th Avenue N. Nashville, TN. & 600 Charlotte Ave Nashville, TN.

Instructional value Advanced writing (bills), Debate & Persuasion, Collaboration, Leadership, Public Speaking

Evaluation Personal & Team Conference success, Quality of bill writing, Debate skills

Fee Requested \$ 480.00 How Acquired? Financial Assistance, Parents, Students (Students will be allowed to attend regardless of financial ability to pay fees)

Total # of Students 45 Total # of Staff 6 Total # of Chaperones 0 Nurse Required:  Yes  No

Number of subs needed 5 Funding source for subs Included in fees

- Total # of Students with 504 Plan 0 Modifications Needed 0
- Total # of Students with Disabilities 0 Modifications Needed 0

**Transportation:** The PRINCIPAL is responsible for verifying that ALL drivers are properly licensed and insured.

County School Bus  Cost \$ \_\_\_\_\_ Handicap Accessible Bus  Cost \$ \_\_\_\_\_

Charter Bus (Board Approved)  Malone Busing Cost \$ 2400.00

Cars  List Driver(s) \_\_\_\_\_ Cost \$ \_\_\_\_\_

WRITTEN parental permission (and medical information, if overnight) for each student is required and must be received before the student is permitted to attend.

**List Chaperones:**

Staff: Ms. Julie Smith, Ms. Ellen Releford, Ms. Mandy Colvin, Mr. Colby Williams, Mr. Matt Thurman (Administrator), Dr. Michael Franks

Chaperones: \_\_\_\_\_

Background checks on non HCDE employee chaperones with unsupervised contact with students. Have you complied?  Yes

**\*Overnight Field Trips**

\*Number of students not attending for economic reasons 0

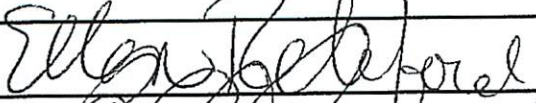


\*Number of trips this group expects to take which will require funds 1

\*Estimated cost to parent support groups for this trip \$ 0

\*Projects students have undertaken to secure funds 0

\*Co-ed trips require co-ed chaperones. Have you complied?  Yes

\*Travel itinerary attached with name/address of accommodations  Yes

|                        |   |                               |
|------------------------|---|-------------------------------|
| Teacher's Signature:   |  | Date: <u>December 2, 2019</u> |
| Principal's Signature: |  | Date: <u>12/2/19</u>          |
| Director's Signature:  |  | Date: <u>12/2/19</u>          |

SEND TO APPROPRIATE SCHOOL DIRECTOR FOR APPROVAL

HCS School Leadership  
Received 12/3/19

## HAMILTON COUNTY SCHOOLS Request for Field Trip Approval

Day  **Overnight** (Must go to Board for Approval) Today's Date: 6 Jan. 2020

Career/Tech.  Exceptional Ed  **Learning Community**  Opportunity Zone  PreK  
School East Ridge High School Grade/Group/Team Selected Band Students 9-12

Departure Date/Time 6 Feb 2020 / 8:00 am Return Date/Time 8 Feb. 2020 / 9:00 pm

Event/Venue ETSBOA Senior Clinic / Park Vista Hotel Gatlinburg, TN Address 705 Cherokee Orchard Road Gatlinburg, TN 37738

Instructional value Students are selected by audition to participate in the regional honor band clinic with guest conductors

Evaluation Student performances

Fee Requested \$ 15.00 How Acquired? student

Total # of Students 3 Total # of Staff 1 Total # of Chaperones 1 Nurse Required:  Yes  No

Number of subs needed 1 Funding source for subs HCDE

- Total # of Students with 504 Plan 0 Modifications Needed 0
- Total # of Students with Disabilities 0 Modifications Needed 0

**Transportation:** The PRINCIPAL is responsible for verifying that ALL drivers are properly licensed and insured.

County School Bus  Cost \$ \_\_\_\_\_ Handicap Accessible Bus  Cost \$ \_\_\_\_\_

Charter Bus (Board Approved)  D & J Bus Service - one way Cost \$ 850

Cars  List Driver(s) Each parent is responsible to take their own student home after concert Cost \$ \_\_\_\_\_

**WRITTEN** parental permission (and medical information, if overnight) for each student is required and must be received before the student is permitted to attend.

**List Chaperones:**

Staff: Josh Clark

Chaperones: Stacie Coulson

Background checks on non HCDE employee chaperones with unsupervised contact with students. Have you complied?  Yes

**\*Overnight Field Trips**

\*Number of students not attending for economic reasons 0

\*Number of trips this group expects to take which will require funds 1

\*Estimated cost to parent support groups for this trip \$ 0

\*Projects students have undertaken to secure funds 0

\*Co-ed trips require co-ed chaperones. Have you complied?  Yes

\*Travel itinerary attached with name/address of accommodations  Yes

|   |                          |
|---|--------------------------|
| Teacher's Signature: <u>Josh Clark</u>    | Date: <u>6 Jan. 2020</u> |
| Principal's Signature: <u>[Signature]</u> | Date: <u>1/6/2020</u>    |
| Director's Signature: <u>[Signature]</u>  | Date: _____              |

SEND TO APPROPRIATE SCHOOL DIRECTOR FOR APPROVAL

HCS School Leadership  
Received 1/6/20

# HAMILTON COUNTY SCHOOLS

## Request for Field Trip Approval

Day  Overnight (Must go to Board for Approval) Today's Date: 12-13-19

Career/Tech.  Exceptional Ed  Learning Community  Opportunity Zone  PreK  
School East ridge High School Grade/Group/Team Wrestling Team

Departure Date/Time 02-20-2020 6:00 P.M. Return Date/Time 02-22-2020 9:30 P.M.

Event/Venue State wrestling Tournament Address Williamson County Agricultural Center, Franklin TN

Instructional value NA

Evaluation Top 6 finishers will receive medals

Fee Requested \$ 0 How Acquired? na

Total # of Students 14 Total # of Staff 2 Total # of Chaperones \_\_\_\_\_ Nurse Required:  Yes  No

Number of subs needed 2 Funding source for subs Personal Accounts of teachers

- Total # of Students with 504 Plan \_\_\_\_\_ Modifications Needed \_\_\_\_\_
- Total # of Students with Disabilities \_\_\_\_\_ Modifications Needed \_\_\_\_\_

**Transportation:** The PRINCIPAL is responsible for verifying that ALL drivers are properly licensed and insured.

County School Bus  Cost \$ \_\_\_\_\_ Handicap Accessible Bus  Cost \$ \_\_\_\_\_

Charter Bus (Board Approved)  \_\_\_\_\_ Cost \$ \_\_\_\_\_

Cars  List Driver(s) Chris Bird and Jack Noblit Cost \$ \_\_\_\_\_

**WRITTEN** parental permission (and medical information, if overnight) for each student is required and must be received before the student is permitted to attend.

### List Chaperones:

Staff: Chris Bird and Jack Noblit

Chaperones: \_\_\_\_\_

Background checks on non HCDE employee chaperones with unsupervised contact with students. Have you complied?  Yes

### \*Overnight Field Trips

\*Number of students not attending for economic reasons 0



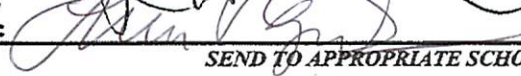
\*Number of trips this group expects to take which will require funds 0

\*Estimated cost to parent support groups for this trip \$ 0

\*Projects students have undertaken to secure funds 0

\*Co-ed trips require co-ed chaperones. Have you complied?  Yes

\*Travel itinerary attached with name/address of accommodations  Yes

|  |                       |
|--|-----------------------|
| Teacher's Signature:    | Date: <u>12-13-19</u> |
| Principal's Signature:  | Date: <u>12/13/19</u> |
| Director's Signature:   | Date: _____           |

SEND TO APPROPRIATE SCHOOL DIRECTOR FOR APPROVAL

**HAMILTON COUNTY SCHOOLS  
Request for Field Trip Approval**

Day  **Overnight** (Must go to Board for Approval) Today's Date: 12/9/2019

Career/Tech.  Exceptional Ed  Learning Community  Opportunity Zone  PreK  
School Lookout Valley Middle/High School Grade/Group/Team 9-12 Band

Departure Date/Time 12:00 PM, February 6, 2020 Return Date/Time 4:00 PM, February 8, 2020

Event/Venue ETSBOA All-State East Address Park Vista Hotel, Gatlinburg, TN

Instructional value Students performing at All-State East after auditions

Evaluation Students evaluated based on performance

Fee Requested \$ 10.00 How Acquired? Students pay at venue

Total # of Students 3 Total # of Staff 2 Total # of Chaperones 0 Nurse Required:  Yes  No

Number of subs needed 1 Funding source for subs Band

- Total # of Students with 504 Plan 0 Modifications Needed N/A
- Total # of Students with Disabilities 0 Modifications Needed N/A

**Transportation:** The PRINCIPAL is responsible for verifying that ALL drivers are properly licensed and insured.

County School Bus  Cost \$ \_\_\_\_\_ Handicap Accessible Bus  Cost \$ \_\_\_\_\_

Charter Bus (Board Approved)  \_\_\_\_\_ Cost \$ \_\_\_\_\_

Cars  List Driver(s) Parents responsible for student transport Cost \$ \_\_\_\_\_

WRITTEN parental permission (and medical information, if overnight) for each student is required and must be received before the student is permitted to attend.

**List Chaperones:**




Staff: Shannon Stephens, Matt McHenry

Chaperones: \_\_\_\_\_

Background checks on non HCDE employee chaperones with unsupervised contact with students. Have you complied?  Yes

**\*Overnight Field Trips**

- \*Number of students not attending for economic reasons 0
- \*Number of trips this group expects to take which will require funds 0
- \*Estimated cost to parent support groups for this trip \$ 150.00
- \*Projects students have undertaken to secure funds 0
- \*Co-ed trips require co-ed chaperones. Have you complied?  Yes
- \*Travel itinerary attached with name/address of accommodations  Yes

|  |                        |
|--|------------------------|
| Teacher's Signature:    | Date: <u>12/9/2019</u> |
| Principal's Signature:  | Date: <u>12/9/19</u>   |
| Director's Signature:   | Date: <u>12/10/19</u>  |

SEND TO APPROPRIATE SCHOOL DIRECTOR FOR APPROVAL

HCS School Leadership  
Received 12/10/19

**HAMILTON COUNTY SCHOOLS  
Request for Field Trip Approval**

Day  **Overnight** (Must go to Board for Approval) Today's Date: 12/9/19

Career/Tech.  Exceptional Ed  Learning Community  Opportunity Zone  PreK  
School Red Bank High School Grade/Group/Team 9-12 Band

Departure Date/Time 2/6/20 8 a.m. Return Date/Time 2/8/20 7 p.m.

Event/Venue ETSBOA All-State E, Park Vista Address 705 Cherokee Orchard Rd, Gatlinburg

Instructional value rigorous peer collaboration with highest performers in East TN

Evaluation Concert 2/8/20

Fee Requested \$ 0 How Acquired? \_\_\_\_\_

Total # of Students 6 Total # of Staff 2 Total # of Chaperones 0 Nurse Required:  Yes  No

Number of subs needed 1 Funding source for subs RBHS

- Total # of Students with 504 Plan 0 Modifications Needed \_\_\_\_\_
- Total # of Students with Disabilities 0 Modifications Needed \_\_\_\_\_

**Transportation:** The PRINCIPAL is responsible for verifying that ALL drivers are properly licensed and insured.

County School Bus  Cost \$ \_\_\_\_\_ Handicap Accessible Bus  Cost \$ \_\_\_\_\_

Charter Bus (Board Approved)  D & J to the event Cost \$ 950.00

Cars  List Driver(s) Parents are responsible from the event Cost \$ 0

**WRITTEN** parental permission (and medical information, if overnight) for each student is required and must be received before the student is permitted to attend.

**List Chaperones:**

Staff: Marcie Smith, Matt McHenry

Chaperones: \_\_\_\_\_

Background checks on non HCDE employee chaperones with unsupervised contact with students. Have you complied?  Yes

**\*Overnight Field Trips**

\*Number of students not attending for economic reasons None

\*Number of trips this group expects to take which will require funds 1, this one

\*Estimated cost to parent support groups for this trip \$ 500.00

\*Projects students have undertaken to secure funds 3 donation drives, coke products, fruit

\*Co-ed trips require co-ed chaperones. Have you complied?  Yes

\*Travel itinerary attached with name/address of accommodations  Yes

|   |                       |
|---|-----------------------|
| Teacher's Signature: <u>M. Smith</u>    | Date: <u>12-10-19</u> |
| Principal's Signature: <u>Elie Hays</u> | Date: <u>12-10-19</u> |
| Director's Signature: <u>R. Hays</u>    | Date: <u>12/13/19</u> |

SEND TO APPROPRIATE SCHOOL DIRECTOR FOR APPROVAL

**HCS School Leadership  
Received 12/10/19**

**HAMILTON COUNTY SCHOOLS  
Request for Field Trip Approval**

Day  **Overnight** (Must go to Board for Approval) Today's Date: 12.9.2019

Career/Tech.  Exceptional Ed  **Learning Community**  Opportunity Zone  PreK  
School Red Bank HS Grade/Group/Team 9-12 Band

Departure Date/Time 4.15.2020 230pm Return Date/Time 4/18/2020 5pm

Event/Venue TMEA All-State, Gaylord Opryland Address 2800 Opryland Dr. Nashville 37214

Instructional value rigorous peer collaboration with highest performers in TN

Evaluation concert 4.18.2020

Fee Requested \$ 0 How Acquired? n/a

Total # of Students 3 Total # of Staff 2 Total # of Chaperones 0 Nurse Required:  Yes  No

Number of subs needed 1 Funding source for subs RBHS

- Total # of Students with 504 Plan 0 Modifications Needed 0
- Total # of Students with Disabilities 0 Modifications Needed 0

**Transportation:** The PRINCIPAL is responsible for verifying that ALL drivers are properly licensed and insured.

County School Bus  Cost \$ \_\_\_\_\_ Handicap Accessible Bus  Cost \$ \_\_\_\_\_

Charter Bus (Board Approved)  Cost \$ \_\_\_\_\_

Cars  List Driver(s) Marcie Smith to event, Parents responsible from the event Cost \$ 0

WRITTEN parental permission (and medical information, if overnight) for each student is required and must be received before the student is permitted to attend.

**List Chaperones:**

Staff: Marcie Smith, Matt McHenry

Chaperones: \_\_\_\_\_

Background checks on non HCDE employee chaperones with unsupervised contact with students. Have you complied?  Yes

**\*Overnight Field Trips**

\*Number of students not attending for economic reasons 0

\*Number of trips this group expects to take which will require funds 1

\*Estimated cost to parent support groups for this trip \$ 500

\*Projects students have undertaken to secure funds 3 donation drives, fruit sales

\*Co-ed trips require co-ed chaperones. Have you complied?  Yes

\*Travel itinerary attached with name/address of accommodations  Yes

|                                      |                        |
|--------------------------------------|------------------------|
| Teacher's Signature: <u>M. Smith</u> | Date: <u>12.9.2019</u> |
| Principal's Signature: <u>Glenn</u>  | Date: <u>12-9-19</u>   |
| Director's Signature: <u>RBHS</u>    | Date: <u>12/10/19</u>  |

SEND TO APPROPRIATE SCHOOL DIRECTOR FOR APPROVAL

HCS School Leadership  
Received 12/10/19

HAMILTON COUNTY SCHOOLS

Request for Field Trip Approval

Day  Overnight (Must go to Board for Approval)

Today's Date: 12-4-19

Career/Tech.  Exceptional Ed  Learning Community  Opportunity Zone  PreK

School Signal Mountain Middle High School

Grade/Group/Team 9-12

Departure Date/Time Wednesday, February 26, 2020, 7:00 AM

Return Date/Time Sunday, March 1, 2020, 5:00 PM

Event/Venue Youth in Government, Capitol Building

Address 600 Capitol Blvd, Nashville, TN 37243

Instructional value speaking, technical writing, collaboration, government function

Evaluation student reflection and awards won

Fee Requested \$ 450 How Acquired? parents are responsible for student fees

Total # of Students 9 Total # of Staff 2 Total # of Chaperones 1 Nurse Required:  Yes  No

Number of subs needed 1 Funding source for subs Field Trip Account

- Total # of Students with 504 Plan 0
- Total # of Students with Disabilities 0

Modifications Needed

Transportation: The PRINCIPAL is responsible for verifying that ALL drivers are properly licensed and insured.

County School Bus  Cost \$ Handicap Accessible Bus  Cost \$

Charter Bus (Board Approved)  Cost \$

Cars  List Driver(s) Kay Goodgame, Susan Patton Cost \$

WRITTEN parental permission (and medical information, if overnight) for each student is required and must be received before the student is permitted to attend.

List Chaperones:

Staff: Kay Goodgame, Susan Patton

Chaperones: Greg Goodgame

Background checks on non HCDE employee chaperones with unsupervised contact with students. Have you complied?  Yes

\*Overnight Field Trips

\*Number of students not attending for economic reasons 0

\*Number of trips this group expects to take which will require funds 0

\*Estimated cost to parent support groups for this trip \$ 0

\*Projects students have undertaken to secure funds 0

\*Co-ed trips require co-ed chaperones. Have you complied?  Yes

\*Travel itinerary attached with name/address of accommodations  Yes

|   |                |
|---|----------------|
| Teacher's Signature: <i>[Signature]</i>   | Date: 12-4-19  |
| Principal's Signature: <i>[Signature]</i> | Date: 12-9-19  |
| Director's Signature: <i>[Signature]</i>  | Date: 12/13/19 |

SEND TO APPROPRIATE SCHOOL DIRECTOR FOR APPROVAL

HCS School Leadership Received 12/10/19

HAMILTON COUNTY SCHOOLS

Request for Field Trip Approval

Day  Overnight (Must go to Board for Approval)

Today's Date: 12-4-19

Career/Tech.  Exceptional Ed  Learning Community  Opportunity Zone  PreK

School Signal Mountain Middle High School

Grade/Group/Team 9-12

Departure Date/Time Thursday, February 27, 2020, 7:00 AM

Return Date/Time Sunday, March 1, 2020, 5:00 PM

Event/Venue Youth in Government, Capitol Building

Address 600 Capitol Blvd, Nashville, TN 37243

Instructional value speaking, technical writing, collaboration, government function

Evaluation student reflection and awards won

Fee Requested \$ 450 How Acquired? parents are responsible for student fees

Total # of Students 108 Total # of Staff 7 Total # of Chaperones 3 Nurse Required:  Yes  No

Number of subs needed 4 Funding source for subs Field Trip Account

- Total # of Students with 504 Plan 0
- Total # of Students with Disabilities 0

Modifications Needed \_\_\_\_\_

Modifications Needed \_\_\_\_\_

Transportation: The PRINCIPAL is responsible for verifying that ALL drivers are properly licensed and insured.

County School Bus  Cost \$ \_\_\_\_\_ Handicap Accessible Bus  Cost \$ \_\_\_\_\_

Charter Bus (Board Approved)  Malone Busing Cost \$ 5100.00

Cars  List Driver(s) \_\_\_\_\_ Cost \$ \_\_\_\_\_

WRITTEN parental permission (and medical information, if overnight) for each student is required and must be received before the student is permitted to attend.

List Chaperones:

Staff: Maureen Bergren, Lorri Whitney, Kay Goodgame, Susan Patton, Tara Tharp, Leslie Sharpe, David Poss

Chaperones: Greg Goodgame, Laura Oles, Angela Yeager

Background checks on non HCDE employee chaperones with unsupervised contact with students. Have you complied?  Yes

\*Overnight Field Trips

\*Number of students not attending for economic reasons 0

\*Number of trips this group expects to take which will require funds 0

\*Estimated cost to parent support groups for this trip \$ 0

\*Projects students have undertaken to secure funds 0

\*Co-ed trips require co-ed chaperones. Have you complied?  Yes

\*Travel itinerary attached with name/address of accommodations  Yes

|   |                       |
|---|-----------------------|
| Teacher's Signature: <u>E. Whitney</u>    | Date: <u>12-4-19</u>  |
| Principal's Signature: <u>[Signature]</u> | Date: <u>12-9-19</u>  |
| Director's Signature: <u>[Signature]</u>  | Date: <u>12/13/19</u> |

SEND TO APPROPRIATE SCHOOL DIRECTOR FOR APPROVAL

HCS School Leadership  
Received 12/10/19

**HAMILTON COUNTY SCHOOLS**  
Request for Field Trip Approval

Day  **Overnight** (Must go to Board for Approval) Today's Date: 12/12/19

Career/Tech.  Exceptional Ed  Learning Community  Opportunity Zone  PreK  
School Signal Mountain High School Grade/Group/Team 9-12/Band

Departure Date/Time 3/26/20, 2:00pm Return Date/Time 3/29/20, 3:30pm

Event/Venue Music Festivals Charleston Address 1330 Stuart Engals Blvd, Mt. Pleasant, SC 29464

Instructional value Students will participate in Music Festivals Charleston

Evaluation Students will perform for a panel of nationally recognized adjudicators at Music Festivals Charleston

Fee Requested \$ 450.00 How Acquired? Student Paid

Total # of Students 108 Total # of Staff 2 Total # of Chaperones 7 Nurse Required:  Yes  No

Number of subs needed none Funding source for subs none

- Total # of Students with 504 Plan none Modifications Needed none
- Total # of Students with Disabilities none Modifications Needed none

**Transportation:** The PRINCIPAL is responsible for verifying that ALL drivers are properly licensed and insured.

County School Bus  Cost \$ \_\_\_\_\_ Handicap Accessible Bus  Cost \$ \_\_\_\_\_  
Charter Bus (Board Approved)  Malone Busing Services Cost \$ Included  
Cars  List Driver(s) \_\_\_\_\_ Cost \$ \_\_\_\_\_




WRITTEN parental permission (and medical information, if overnight) for each student is required and must be received before the student is permitted to attend.

**List Chaperones:**

Staff: Drew Buckner, Shelby Walker  
Chaperones: Matt Broom, Angela Kodsi, Karen Brown, Lisa Crowder, Kelly Coppel, Kelli Bradley-Shoup, Jackie Benkert  
Background checks on non HCDE employee chaperones with unsupervised contact with students. Have you complied?  Yes

**Overnight Field Trips**

- Number of students not attending for economic reasons None
- Number of trips this group expects to take which will require funds 1
- Estimated cost to parent support groups for this trip \$ None
- Projects students have undertaken to secure funds None
- Co-ed trips require co-ed chaperones. Have you complied?  Yes
- Travel itinerary attached with name/address of accommodations  Yes

|  |                       |
|--|-----------------------|
| Teacher's Signature:    | Date: <u>12/12/19</u> |
| Principal's Signature:  | Date: <u>12-17-19</u> |
| Director's Signature:   | Date: <u>12/18/19</u> |

SEND TO APPROPRIATE SCHOOL DIRECTOR FOR APPROVAL

HCS School Leadership  
Received 12/17/19

## HAMILTON COUNTY SCHOOLS Request for Field Trip Approval

Day  **Overnight** (Must go to Board for Approval) Today's Date: Dec 18, 2019

Career/Tech.  Exceptional Ed  Learning Community  Opportunity Zone  PreK

School STEM School Chattanooga Grade/Group/Team 9-12 / Robotics Team

Departure Date/Time Wednesday, March 18, 2020 / 12:00 PM Return Date/Time Saturday, March 21, 2020 / 10:00 PM

Event/Venue Memphis Regional Robotics Competition / Collierville High School Address 11605 E Shelby Drive, Collierville, TN 38017

Instructional value Application of collaboration/innovation/critical thinking skills for robotics demo

Evaluation N/A

Fee Requested \$ 275.00 How Acquired? Submitted in-person, online, mail

Total # of Students 20 Total # of Staff 2 Total # of Chaperones 0 Nurse Required:  Yes  No

Number of subs needed 0 Funding source for subs \_\_\_\_\_

- Total # of Students with 504 Plan \_\_\_\_\_ Modifications Needed \_\_\_\_\_
- Total # of Students with Disabilities \_\_\_\_\_ Modifications Needed \_\_\_\_\_

**Transportation:** The PRINCIPAL is responsible for verifying that ALL drivers are properly licensed and insured.

County School Bus  Cost \$ \_\_\_\_\_ Handicap Accessible Bus  Cost \$ \_\_\_\_\_  
 Charter Bus (Board Approved)  \_\_\_\_\_ Cost \$ \_\_\_\_\_  
 Cars  List Driver(s) Parents responsible for transportation Cost \$ \_\_\_\_\_

WRITTEN parental permission (and medical information, if overnight) for each student is required and must be received before the student is permitted to attend.

**List Chaperones:**




Staff: David Vanzant, Madison Lowry

Chaperones: \_\_\_\_\_

Background checks on non HCDE employee chaperones with unsupervised contact with students. Have you complied?  Yes

**\*Overnight Field Trips**

- \*Number of students not attending for economic reasons 0
- \*Number of trips this group expects to take which will require funds 3
- \*Estimated cost to parent support groups for this trip \$ 0
- \*Projects students have undertaken to secure funds Parent Night Out
- \*Co-ed trips require co-ed chaperones. Have you complied?  Yes
- \*Travel itinerary attached with name/address of accommodations  Yes

|  |                         |
|--|-------------------------|
| Teacher's Signature:    | Date: <u>12/19/2019</u> |
| Principal's Signature:  | Date: <u>12-18-19</u>   |
| Director's Signature:   | Date: _____             |

SEND TO APPROPRIATE SCHOOL DIRECTOR FOR APPROVAL

HCS School Leadership  
Received 12/18/19

**HAMILTON COUNTY SCHOOLS  
Request for Field Trip Approval**

Day  **Overnight** (Must go to Board for Approval) Today's Date: Dec 18, 2019

Career/Tech.  Exceptional Ed  Learning Community  Opportunity Zone  PreK

School STEM School Chattanooga Grade/Group/Team 9-12 / Robotics Team

Departure Date/Time Wednesday, April 1, 2020 / 3:00 PM Return Date/Time Saturday, April 4, 2020 / 10:00 PM

Event/Venue Rocket City Regional Robotics Competition Address 700 Monroe St, Huntsville AL, 35801

Instructional value Application of collaboration/innovation/critical thinking skills for robotics demo

Evaluation N/A

Fee Requested \$ 300.00 How Acquired? Submitted in-person, online, mail

Total # of Students 45 Total # of Staff 3 Total # of Chaperones 0 Nurse Required:  Yes  No

Number of subs needed 0 Funding source for subs \_\_\_\_\_

- Total # of Students with 504 Plan \_\_\_\_\_ Modifications Needed \_\_\_\_\_
- Total # of Students with Disabilities \_\_\_\_\_ Modifications Needed \_\_\_\_\_

**Transportation:** The PRINCIPAL is responsible for verifying that ALL drivers are properly licensed and insured.

County School Bus  Cost \$ 650 Handicap Accessible Bus  Cost \$ \_\_\_\_\_

Charter Bus (Board Approved)  \_\_\_\_\_ Cost \$ \_\_\_\_\_

Cars  List Driver(s) \_\_\_\_\_ Cost \$ \_\_\_\_\_

WRITTEN parental permission (and medical information, if overnight) for each student is required and must be received before the student is permitted to attend.

List Chaperones:

Staff: David Vanzant, Madison Lowry, Ken Kranz

Chaperones: \_\_\_\_\_

Background checks on non HCDE employee chaperones with unsupervised contact with students. Have you complied?  Yes

**\*Overnight Field Trips**

\*Number of students not attending for economic reasons 0

\*Number of trips this group expects to take which will require funds 3

\*Estimated cost to parent support groups for this trip \$ 0

\*Projects students have undertaken to secure funds Parent Night Out

\*Co-ed trips require co-ed chaperones. Have you complied?  Yes

\*Travel itinerary attached with name/address of accommodations  Yes

|  |                         |
|--|-------------------------|
| Teacher's Signature: <u>Kenneth R. Kranz</u> | Date: <u>12/19/2019</u> |
| Principal's Signature: <u>[Signature]</u>    | Date: <u>12-19-19</u>   |
| Director's Signature: <u>[Signature]</u>     | Date: _____             |

SEND TO APPROPRIATE SCHOOL DIRECTOR FOR APPROVAL



Hamilton County Schools  
3074 Hickory Valley Road  
Chattanooga, Tennessee 37421

Request for Early Approval

MEMORANDUM

To: Executive Committee of the Board

School: CSAS Upper

Date: 12/6/19 Trip Dates: 12/19/19-12/21

The attached request requires approval of the Board of Education. The reason this item was not submitted within the timeframe necessary for it to be placed on the agenda for a scheduled Board session is as follows:

We were originally not going to attend due to the organization of the tournament. After it had been consolidate to one event we decided to attend. This led to a late agreement for the tournament

  
Principal Signature

12/6/19  
Date

  
Chief Schools Officer

12/12/19  
Date

**APPROVED:**

  
Superintendent Signature

12/13/19  
Date

  
Board Chairman Signature

12/16/19  
Date

**HAMILTON COUNTY SCHOOLS  
Request for Field Trip Approval**

Day  **Overnight** (Must go to Board for Approval) Today's Date: 12/06/2019

Career/Tech.  Exceptional Ed  **Learning Community**  Opportunity Zone  PreK  
 School CSAS Grade/Group/Team HS Boys Basketball

Departure Date/Time 12/19/2019 12 PM Return Date/Time 12/21/2019 8PM

Event/Venue Watertown HS Holiday Tournament Address Watertown HS Watertown, TN

Instructional value Athletic Competition

Evaluation N/A

Fee Requested \$ 120.00 How Acquired? Parents

Total # of Students 15 Total # of Staff 3 Total # of Chaperones \_\_\_\_\_ Nurse Required:  Yes  No

Number of subs needed N/A Funding source for subs N/A

- Total # of Students with 504 Plan 0 Modifications Needed 0
- Total # of Students with Disabilities 0 Modifications Needed 0

**Transportation:** The PRINCIPAL is responsible for verifying that ALL drivers are properly licensed and insured.

County School Bus  Cost \$ \_\_\_\_\_ Handicap Accessible Bus  Cost \$ \_\_\_\_\_  
 Charter Bus (Board Approved)  Cost \$ \_\_\_\_\_  
 Cars  List Driver(s) Mark Dragoo, Zach Dragoo, Andrew Ball, Cost \$ 0

Parents will provide transportation for their own athletes.

**WRITTEN** parental permission (and medical information, if overnight) for each student is required and must be received before the student is permitted to attend.

**List Chaperones:**




Staff: Mark Dragoo, Zach Dragoo, Andrew Ball

Chaperones: \_\_\_\_\_

Background checks on non HCDE employee chaperones with unsupervised contact with students. Have you complied?  Yes

**\*Overnight Field Trips**

- \*Number of students not attending for economic reasons 0
- \*Number of trips this group expects to take which will require funds 1
- \*Estimated cost to parent support groups for this trip \$ 0
- \*Projects students have undertaken to secure funds 0
- \*Co-ed trips require co-ed chaperones. Have you complied?  Yes
- \*Travel itinerary attached with name/address of accommodations  Yes

|  |                       |
|--|-----------------------|
| Teacher's Signature:    | Date: <u>12/6/19</u>  |
| Principal's Signature:  | Date: <u>12/6/19</u>  |
| Director's Signature:   | Date: <u>12/10/19</u> |

SEND TO APPROPRIATE SCHOOL DIRECTOR FOR APPROVAL

HCS School Leadership  
Received 12/9/19



Hamilton County Schools  
3074 Hickory Valley Road  
Chattanooga, Tennessee 37421

Request for Early Approval

MEMORANDUM

To: Executive Committee of the Board

School: East Hamilton School

Date: 12/10/19 Trip Dates: 12/26/19-12/31/19

The attached request requires approval of the Board of Education. The reason this item was not submitted within the timeframe necessary for it to be placed on the agenda for a scheduled Board session is as follows:

Had to be resubmitted due to Admin changes

  
Principal Signature

12/10/19  
Date

  
Chief Schools Officer

12/12/19  
Date

**APPROVED:**

  
Superintendent Signature

12/13/19  
Date

  
Board Chairman Signature

12/14/19  
Date

**HAMILTON COUNTY SCHOOLS  
Request for Field Trip Approval**

Day  **Overnight** (Must go to Board for Approval) Today's Date: 12/10/19

Career/Tech.  Exceptional Ed  Learning Community  Opportunity Zone  PreK  
School East Hamilton School Grade/Group/Team High School Girl's Basketball

Departure Date/Time 12/26/19 9:00 am Return Date/Time 12/31/19 9:00 pm

Event/Venue Andrew Johnson Bank Classic Address 210 Tusculum Blvd, Greenville TN

Instructional value Team will compete in a tournament against multiple teams

Evaluation Team will compete against top teams from across nation and improve their skills

Fee Requested \$ 0 How Acquired? \_\_\_\_\_

Total # of Students 14 Total # of Staff 2 Total # of Chaperones 0 Nurse Required:  Yes  No

Number of subs needed 0 Funding source for subs n/a

- Total # of Students with 504 Plan n/a Modifications Needed n/a
- Total # of Students with Disabilities n/a Modifications Needed n/a

**Transportation:** The PRINCIPAL is responsible for verifying that ALL drivers are properly licensed and insured.

County School Bus  Cost \$ \_\_\_\_\_ Handicap Accessible Bus  Cost \$ \_\_\_\_\_

Charter Bus (Board Approved)  \_\_\_\_\_ Cost \$ \_\_\_\_\_

Cars  List Driver(s) Hunter Gremore, Shameca Gardner Cost \$ 0

**WRITTEN** parental permission (and medical information, if overnight) for each student is required and must be received before the student is permitted to attend.

**List Chaperones:**

Staff: Hunter Gremore, Shameca Gardner

Chaperones: \_\_\_\_\_

Background checks on non HCDE employee chaperones with unsupervised contact with students. Have you complied?  Yes

**\*Overnight Field Trips**

\*Number of students not attending for economic reasons 0

\*Number of trips this group expects to take which will require funds 1

\*Estimated cost to parent support groups for this trip \$ 1000

\*Projects students have undertaken to secure funds Pizza Sales

\*Co-ed trips require co-ed chaperones. Have you complied?  Yes

\*Travel itinerary attached with name/address of accommodations  Yes

|   |                       |
|---|-----------------------|
| Teacher's Signature: <u>[Signature]</u>   | Date: <u>12/10/19</u> |
| Principal's Signature: <u>[Signature]</u> | Date: <u>12/10/19</u> |
| Director's Signature: <u>[Signature]</u>  | Date: <u>12/10/19</u> |

SEND TO APPROPRIATE SCHOOL DIRECTOR FOR APPROVAL

HCS School Leadership  
Received 12/10/19

b. Dr. Neelie Parker, Chief Schools Officer and Dr. John Tharp - Executive Directors (5)

# HAMILTON COUNTY SCHOOLS Request for Field Trip Approval

Day  **Overnight** (Must go to Board for Approval) Today's Date: 12-5-2019

Career/Tech.  Exceptional Ed  **Learning Community**  Opportunity Zone  PreK

School Big Ridge Elementary Grade/Group/Team 5th grade

Departure Date Time 3-2-2020 6:30 a.m. Return Date Time 3-6-2020 2:00 p.m.

Event Venue Rock Eagle Environmental Center Address 350 Rock Eagle Road, Eatonton, GA

Instructional value To gain knowledge in environmental studies, including ecology, herpetology, lake and stream ecology, ornithology, and Native American studies

Evaluation Students will complete a comprehensive journal with rigorous content questions for each class. The journal will contain ELA writing activities and Math questions, too.

Fee Requested \$ 375 How Acquired? paid by parents

Total # of Students 100 Total # of Staff 11 Total # of Chaperones 0 Nurse Required:  Yes  No

Number of subs needed 3 Funding source for subs school will pay for subs

- Total # of Students with 504 Plan 2 Modifications Needed extra time completing assignments
- Total # of Students with Disabilities \_\_\_\_\_ Modifications Needed \_\_\_\_\_

**Transportation:** The PRINCIPAL is responsible for verifying that ALL drivers are properly licensed and insured.

County School Bus  Cost \$ \_\_\_\_\_ Handicap Accessible Bus  Cost \$ \_\_\_\_\_  
 Charter Bus (Board Approved)  Moore Bestway Travel Cost \$ 5,000  
 Cars  List Driver(s) \_\_\_\_\_ Cost \$ \_\_\_\_\_

WRITTEN parental permission (and medical information, if overnight) for each student is required and must be received before the student is permitted to attend.

List Chaperones:

Staff: Leana Johnson, principal; Ronald Boston; Anna Gray; Wendy Huber; Waverly Felt; Cammie Hunt; Robco Mansueti; Kaitlyn Havert; Kristi Honeycutt; Rhonda Beagles; Stephanie Schilling

Chaperones: none (taking staff only)

Background checks on non HCDE employee chaperones with unsupervised contact with students. Have you complied?  Yes

**\*Overnight Field Trips**

- \*Number of students not attending for economic reasons 0
- \*Number of trips this group expects to take which will require funds 1
- \*Estimated cost to parent support groups for this trip \$ 0
- \*Projects students have undertaken to secure funds 0
- \*Co-ed trips require co-ed chaperones. Have you complied?  Yes
- \*Travel itinerary attached with name/address of accommodations  Yes

|                        |                      |                       |
|------------------------|----------------------|-----------------------|
| Teacher's Signature:   | <u>Ronald Boston</u> | Date: <u>12/6/19</u>  |
| Principal's Signature: | <u>Leana Johnson</u> | Date: <u>12/9/19</u>  |
| Director's Signature:  | <u>Neelie Parker</u> | Date: <u>12/10/19</u> |

SEND TO APPROPRIATE SCHOOL DIRECTOR FOR APPROVAL

**received**  
12/9/19

**HAMILTON COUNTY SCHOOLS  
Request for Field Trip Approval**

Day  **Overnight** (Must go to Board for Approval) Today's Date: 12/17/2019

Career/Tech.  Exceptional Ed  Learning Community  Opportunity Zone  PreK  
School Central High School Grade/Group/Team Bowling Team

Departure Date/Time 1/22/20 4PM Return Date/Time 1/24/20 4PM

Event/Venue State Tournament- Smyrna Bowlin Address 4341, 95 Weakley Ln, Smyrna, TN 37167

Instructional value NA

Evaluation NA

Fee Requested \$ 0 How Acquired? \_\_\_\_\_

Total # of Students 1 Total # of Staff 1 Total # of Chaperones \_\_\_\_\_ Nurse Required:  Yes  No

Number of subs needed 1 Funding source for subs \_\_\_\_\_

- Total # of Students with 504 Plan 0 Modifications Needed \_\_\_\_\_
- Total # of Students with Disabilities 0 Modifications Needed \_\_\_\_\_

**Transportation:** The PRINCIPAL is responsible for verifying that ALL drivers are properly licensed and insured.

County School Bus  Cost \$ \_\_\_\_\_ Handicap Accessible Bus  Cost \$ \_\_\_\_\_

Charter Bus (Board Approved)  \_\_\_\_\_ Cost \$ \_\_\_\_\_

Cars  List Driver(s) Parent Cost \$ \_\_\_\_\_

**WRITTEN** parental permission (and medical information, if overnight) for each student is required and must be received before the student is permitted to attend.

List Chaperones:

Staff: Edward Potter

Chaperones: \_\_\_\_\_

Background checks on non HCDE employee chaperones with unsupervised contact with students. Have you complied?  Yes

**\*Overnight Field Trips**

- \*Number of students not attending for economic reasons 0
- \*Number of trips this group expects to take which will require funds 1
- \*Estimated cost to parent support groups for this trip \$ 0
- \*Projects students have undertaken to secure funds 0
- \*Co-ed trips require co-ed chaperones. Have you complied?  Yes
- \*Travel itinerary attached with name/address of accommodations  Yes

|   |                       |
|---|-----------------------|
| Teacher's Signature: <u>[Signature]</u>   | Date: <u>12/17/19</u> |
| Principal's Signature: <u>[Signature]</u> | Date: <u>12-18-19</u> |
| Director's Signature: <u>[Signature]</u>  | Date: <u>12/19/19</u> |

SEND TO APPROPRIATE SCHOOL DIRECTOR FOR APPROVAL



## HAMILTON COUNTY SCHOOLS Request for Field Trip Approval

Day  **Overnight** (Must go to Board for Approval) Today's Date: 12/09/2019

Career/Tech.  Exceptional Ed  Learning Community  Opportunity Zone  PreK  
School Central High School Grade/Group/Team 9-12/Band

Departure Date/Time 2/6/2020 8:00am Return Date/Time 2/8/2020 8:00pm

Event/Venue ETSBOA All-East Band Clinic/Park Vista Hotel Address 705 Cherokee Orchard Rd., Gatlinburg, TN 37736

Instructional value Performance in an honor band with the best band students from across East Tennessee

Evaluation Student self-evaluation of performance, Director evaluation of performance

Fee Requested \$ 10 How Acquired? Student paid

Total # of Students 13 Total # of Staff 2 Total # of Chaperones 0 Nurse Required:  Yes  No

Number of subs needed 1 Funding source for subs HCDE

- Total # of Students with 504 Plan N/A Modifications Needed N/A
- Total # of Students with Disabilities N/A Modifications Needed N/A

**Transportation:** The PRINCIPAL is responsible for verifying that ALL drivers are properly licensed and insured.

County School Bus  Cost \$ \_\_\_\_\_ Handicap Accessible Bus  Cost \$ \_\_\_\_\_

Charter Bus (Board Approved)  D&J Bus Service Cost \$ 850

Cars  List Driver(s) Parents are responsible for picking up their students at the end of the clinic Cost \$ 0

**WRITTEN** parental permission (and medical information, if overnight) for each student is required and must be received before the student is permitted to attend.

**List Chaperones:**

Staff: Joseph Archer (Central), Molly Epperson (East Hamilton)

Chaperones: \_\_\_\_\_

Background checks on non HCDE employee chaperones with unsupervised contact with students. Have you complied?  Yes

**\*Overnight Field Trips**

\*Number of students not attending for economic reasons 0




\*Number of trips this group expects to take which will require funds 3-5

\*Estimated cost to parent support groups for this trip \$ 0

\*Projects students have undertaken to secure funds T-shirt Sponsorship

\*Co-ed trips require co-ed chaperones. Have you complied?  Yes

\*Travel itinerary attached with name/address of accommodations  Yes

|  |                       |
|--|-----------------------|
| Teacher's Signature:    | Date: <u>12/09/19</u> |
| Principal's Signature:  | Date: <u>12-9-19</u>  |
| Director's Signature:   | Date: <u>12/9/19</u>  |

SEND TO APPROPRIATE SCHOOL DIRECTOR FOR APPROVAL



**HAMILTON COUNTY SCHOOLS  
Request for Field Trip Approval**

Day  **Overnight** (Must go to Board for Approval) Today's Date: 12/4/19

Career/Tech.  Exceptional Ed  Learning Community  Opportunity Zone  PreK  
School Soddy Daisy High School Grade/Group/Team Competition Cheer

Departure Date/Time 1/30/20; 12:00pm Return Date/Time 2/3/20; 2:30pm

Event/Venue NCA High School Nationals Address 650 S Griffin St Dallas, TX 75202

Instructional value Competing against the top teams in the nation for a national title

Evaluation NCA certified judges and rules/regulations

Fee Requested \$ 200 How Acquired? Various Fundraising Opportunities

Total # of Students 21 Total # of Staff 1 Total # of Chaperones 2 Nurse Required:  Yes  No

Number of subs needed 1 Funding source for subs Cheer Account

- Total # of Students with 504 Plan n/a Modifications Needed n/a
- Total # of Students with Disabilities n/a Modifications Needed n/a

**Transportation:** The PRINCIPAL is responsible for verifying that ALL drivers are properly licensed and insured.

County School Bus  Cost \$ \_\_\_\_\_ Handicap Accessible Bus  Cost \$ \_\_\_\_\_

Charter Bus (Board Approved)  \_\_\_\_\_ Cost \$ \_\_\_\_\_

Cars  List Driver(s) Flight to Dallas - American Airlines (see itinerary) Cost \$ 200

**WRITTEN** parental permission (and medical information, if overnight) for each student is required and must be received before the student is permitted to attend.

**List Chaperones:**

Staff: Breanne Johnson Dalton

Chaperones: Anita Newsom, Matti Newsom

Background checks on non HCDE employee chaperones with unsupervised contact with students. Have you complied?  Yes

**\*Overnight Field Trips**

\*Number of students not attending for economic reasons 0

\*Number of trips this group expects to take which will require funds 1

\*Estimated cost to parent support groups for this trip \$ 200

\*Projects students have undertaken to secure funds Various fundraising

\*Co-ed trips require co-ed chaperones. Have you complied?  Yes

\*Travel itinerary attached with name/address of accommodations  Yes

|  |                      |
|--|----------------------|
| Teacher's Signature: <u>Breanne Johnson Dalton</u> | Date: <u>12/4/19</u> |
| Principal's Signature: <u>[Signature]</u>          | Date: <u>12/5/19</u> |
| Director's Signature: <u>Noelle Pan</u>            | Date: <u>12/6/19</u> |

SEND TO APPROPRIATE SCHOOL DIRECTOR FOR APPROVAL

**received**  
12/5/19

# HAMILTON COUNTY SCHOOLS

## Request for Field Trip Approval

Day  **Overnight** (Must go to Board for Approval) Today's Date: 12/02/2019

Career/Tech.  Exceptional Ed  Learning Community  Opportunity Zone  PreK  
 School SODDY-DAISY HIGH SCHOOL Grade/Group/Team JROTC RAIDERS & CC

Departure Date/Time 16 April 2020 1100 Return Date/Time 18 April 2020 1500

Event/Venue RAGNAR TRAIL/Georgia International Horse park Address 1996 Centennial Olympic Pkwy NE, Conyers, GA 30013

Instructional value FITNESS, LEADERSHIP, TEAM BUILDING

Evaluation RAGNAR

Fee Requested \$ \$50 How Acquired? FROM STUDENT

Total # of Students 16 Total # of Staff 4 Total # of Chaperones 5 Nurse Required:  Yes  No

Number of subs needed NA Funding source for subs NA

- Total # of Students with 504 Plan NA Modifications Needed NA
- Total # of Students with Disabilities NA Modifications Needed NA

**Transportation:** The PRINCIPAL is responsible for verifying that ALL drivers are properly licensed and insured.

County School Bus  Cost \$ \_\_\_\_\_ Handicap Accessible Bus  Cost \$ \_\_\_\_\_

Charter Bus (Board Approved)  \_\_\_\_\_ Cost \$ \_\_\_\_\_

Cars  List Driver(s) Eric Redlin, Nick Selbo, Darla Brewer, Kevin Croft, Dan Basler Cost \$ \_\_\_\_\_

WRITTEN parental permission (and medical information, if overnight) for each student is required and must be received before the student is permitted to attend.

**List Chaperones:**

Staff: MAJOR ERIC REDLIN, NICK SELBO, KEVIN CROFT, DAN BASLER

Chaperones: DARLA BREWER

Background checks on non HCDE employee chaperones with unsupervised contact with students. Have you complied?  Yes

**\*Overnight Field Trips**

\*Number of students not attending for economic reasons 0



\*Number of trips this group expects to take which will require funds 0

\*Estimated cost to parent support groups for this trip \$ NA

\*Projects students have undertaken to secure funds NA

\*Co-ed trips require co-ed chaperones. Have you complied?  Yes

\*Travel itinerary attached with name/address of accommodations  Yes

|                        |   |                        |
|------------------------|---|------------------------|
| Teacher's Signature:   |  | Date: <u>12/2/2019</u> |
| Principal's Signature: |  | Date: <u>12/2/19</u>   |
| Director's Signature:  | <u>Neelie Pan</u>   | Date: <u>12/4/19</u>   |

SEND TO APPROPRIATE SCHOOL DIRECTOR FOR APPROVAL

**received**  
12/4/19

c. John Maynard, Director of College and Career, and Technical Education (1)

HAMILTON COUNTY DEPARTMENT OF EDUCATION  
3074 Hickory Valley Road  
Chattanooga, TN 37421

**MEMORANDUM**

**TO:** Hamilton County Board of Education  
Dr. Bryan Johnson, Superintendent

**FROM:** John Maynard-Director of College, Career, & Technical Education

**DATE:** January 16, 2020

**RE:** Overnight Field Trip (s)

This is to request Board approval of the following overnight field trip (s):

- # 1. **Hixson High School**-Forty-five students to compete in HOSA-Health Occupational Science Association State competition in Nashville, Tn. April 6-9, 2020.

\*This item was previously approved by Dr. Bryan Johnson, Superintendent and Joe Wingate, Board Chairman.

Request for Field Trip Approval

Day  Overnight (Must go to Board for Approval)

Today's Date: 11/18/2019

Career/Tech.  Exceptional Ed  Learning Community  Opportunity Zone  PreK

School Hixson High School

Grade/Group/Team HOSA

Departure Date/Time April 6, 2020 actual departure TBD

Return Date/Time April 9, 2020 3:00pm

Event/Venue HOSA State at Opryland Nashville

Address Opryland Dr Nashville, TN 37214

Instructional value Students will be competing in State HOSA Competitions

Evaluation Competitive Events

Fee Requested \$ 250 How Acquired? Directly from students/fundraising

Total # of Students 45 Total # of Staff 4 Total # of Chaperones 1 Nurse Required:  Yes  No

Number of subs needed 0- spring break Funding source for subs CTE

- Total # of Students with 504 Plan \_\_\_\_\_ Modifications Needed \_\_\_\_\_
- Total # of Students with Disabilities \_\_\_\_\_ Modifications Needed \_\_\_\_\_

Transportation: The PRINCIPAL is responsible for verifying that ALL drivers are properly licensed and insured.

County School Bus  Cost \$ \_\_\_\_\_ Handicap Accessible Bus  Cost \$ \_\_\_\_\_

Charter Bus (Board Approved)  Mashburn Cost \$ 1900

Cars  List Driver(s) \_\_\_\_\_ Cost \$ \_\_\_\_\_

WRITTEN parental permission (and medical information, if overnight) for each student is required and must be received before the student is permitted to attend.

List Chaperones:

Staff: Renee Parker, Hannah Stewart, Amanda Shell, Shannon Mentgen

Chaperones: Mark Mentgen

Background checks on non HCDE employee chaperones with unsupervised contact with students. Have you complied?  Yes

\*Overnight Field Trips

\*Number of students not attending for economic reasons 0




\*Number of trips this group expects to take which will require funds 4

\*Estimated cost to parent support groups for this trip \$ 0

\*Projects students have undertaken to secure funds fundraising

\*Co-ed trips require co-ed chaperones. Have you complied?  Yes

\*Travel itinerary attached with name/address of accommodations  Yes

|  |                |
|--|----------------|
| Teacher's Signature:    | Date: 12-16-19 |
| Principal's Signature:  | Date: 12/17/19 |
| Director's Signature:   | Date: 12/17/19 |

SEND TO APPROPRIATE SCHOOL DIRECTOR FOR APPROVAL

d. Garfield Adams, Director of Exceptional Education (2)

**Hamilton County Department of Education  
3074 Hickory Valley Road  
Chattanooga, Tennessee 37421**

**MEMORANDUM**

To: Hamilton County Board of Education  
Dr. Bryan Johnson, Superintendent

From: Garfield Adams, Director Exceptional Education

Date: January 16, 2020

Re: Exceptional Education - Overnight Field Trip(s)

#1 **Hixson High School:** Up to ten (10) students and four (4) teacher/staff chaperones to participate in the Special Olympics Winter Games on January 26-28, 2020 in Ober Gatlinburg, Tennessee. Itinerary attached.

# 2 **East Hamilton High School:** Up to nine (9) students and two (2) teacher/staff chaperones to participate in the Special Olympics Winter Games on January 26-28, 2020 in Ober Gatlinburg, Tennessee. Itinerary attached.

RECEIVED

DEC 04 2019

HAMILTON COUNTY SCHOOLS  
Request for Field Trip Approval

Day  **Overnight** (Must go to Board for Approval) Today's Date: 12/3/2019

EXCEPTIONAL EDUCATION

Career/Tech.  Exceptional Ed  Learning Community  Opportunity Zone  PreK

School Hixson High School Grade/Group/Team Special Olympics

Departure Date/Time January 26 10AM Return Date/Time January 28 7pm

Event/Venue State Winter Games Address Glenstone Lodge 504 Historic Nature Trail, Gatlinburg, TN 37738

Instructional value Empowering individuals with intellectual disabilities to become physically fit, productive and respected members of society through sports training and competition

Evaluation Observation and medal ceremony

Fee Requested \$ \$30 How Acquired? parent and student cash donations for 2 meals (we will stop for a meal on the way there and a meal on the way back)

Total # of Students 10 Total # of Staff 4 Total # of Chaperones \_\_\_\_\_ Nurse Required:  Yes  No

Number of subs needed 2 Funding source for subs CDC Special Ed

- Total # of Students with 504 Plan \_\_\_\_\_ Modifications Needed \_\_\_\_\_
- Total # of Students with Disabilities 9 Modifications Needed na

**Transportation:** The PRINCIPAL is responsible for verifying that ALL drivers are properly licensed and insured.

County School Bus  Cost \$ \_\_\_\_\_ Handicap Accessible Bus  Cost \$ \_\_\_\_\_

Charter Bus (Board Approved)  \_\_\_\_\_ Cost \$ \_\_\_\_\_

Cars  List Driver(s) Tina Gower, Brian Bray, Brinn Dalton, Nancy Chadwick Cost \$ \_\_\_\_\_

WRITTEN parental permission (and medical information, if overnight) for each student is required and must be received before the student is permitted to attend.

**List Chaperones:**




Staff: Tina Gower, Brian Bray, Brinn Dalton, Nancy Chadwick

Chaperones: \_\_\_\_\_

Background checks on non HCDE employee chaperones with unsupervised contact with students. Have you complied?  Yes

**\*Overnight Field Trips**

- \*Number of students not attending for economic reasons \_\_\_\_\_
- \*Number of trips this group expects to take which will require funds \_\_\_\_\_
- \*Estimated cost to parent support groups for this trip \$ \_\_\_\_\_
- \*Projects students have undertaken to secure funds \_\_\_\_\_
- \*Co-ed trips require co-ed chaperones. Have you complied?  Yes
- \*Travel itinerary attached with name/address of accommodations  Yes

|  |                      |
|--|----------------------|
| Teacher's Signature:    | Date: <u>12/3/19</u> |
| Principal's Signature:  | Date: <u>12/3/19</u> |
| Director's Signature:   | Date: <u>12/4/19</u> |

SEND TO APPROPRIATE SCHOOL DIRECTOR FOR APPROVAL

DEC 10 2019

EXCEPTIONAL EDUCATION

HAMILTON COUNTY SCHOOLS  
Request for Field Trip Approval

Day  Overnight (Must go to Board for Approval) Today's Date: 12-4-2019

Career/Tech.  Exceptional Ed  Learning Community  Opportunity Zone  PreK  
School: East Hamilton High School Grade/Group/Team: CDC/regular ed 6-12

Departure Date/Time: 01/26/2020 12 pm Return Date/Time: 01/28/2020 8 pm

Event/Venue: Winter Games/Ober Gatlinburg Address: 1339 Ski Mountain Rd, Gatlinburg, TN 37738

Instructional value: Life skills/Sportsmanship

Evaluation: Teacher Observation

Fee Requested \$ 20 How Acquired? Special Olympics Area is Paying for Hotel-gas money

Total # of Students 9 Total # of Staff 1 Total # of Chaperones 2 Nurse Required:  Yes  No

Number of subs needed 1 Funding source for subs: special olympics account

- Total # of Students with 504 Plan 0 Modifications Needed N/A
- Total # of Students with Disabilities 7 Modifications Needed N/A

Transportation: The PRINCIPAL is responsible for verifying that ALL drivers are properly licensed and insured.

County General Bus  Cost \$ \_\_\_\_\_ Handicap Accessible Bus  Cost \$ \_\_\_\_\_

Charter Bus (Board Approved)  Cost \$ \_\_\_\_\_

Cars  Cost Driver(s) Timothy Goode and Dawn Smith Cost \$ gas

WRITE a parental permission (and medical information, if overnight) for each student is required and must be received before the student is permitted to attend.

List Chaperones:

Staff: Timothy Goode

Chaperone: Tina Gower (Hixson Teacher)

Background checks on non HCDE employee chaperones with unsupervised contact with students. Have you complied?  Yes

\*Overnight Field Trips

- \* Number of students not attending for economic reasons 0
- \* Number of trips this group expects to take which will require funds 0
- \* Estimated cost to parent support groups for this trip \$ 0
- \* Do all students have undertaken to secure funds car wash--Finish line fund raiser
- \* Do all trips require co-ed chaperones. Have you complied?  Yes
- \* Request itinerary attached with name/address of accommodations  Yes

|  |                |
|--|----------------|
| Teacher's Signature:    | Date: 12-4-19  |
| Principal's Signature:  | Date: 12/9/19  |
| Director's Signature:   | Date: 12/12/19 |

SEND TO APPROPRIATE SCHOOL DIRECTOR FOR APPROVAL

e. Opportunity Zone - Stephanie Hinton, Executive Director of Opportunity Zone; Dr. Zac Brown, Director of Secondary Schools; Christopher James, Principal (1)

HAMILTON COUNTY DEPARTMENT OF EDUCATION  
3074 Hickory Valley Road  
Chattanooga, TN 37421

**MEMORANDUM**

**TO:** Hamilton County Board of Education  
Dr. Bryan Johnson, Superintendent

**FROM:** Stephanie Hinton, Executive Director of Opportunity Zone  
Dr. Zac Brown, Director of Secondary Schools  
Christopher James, Principal

**DATE:** January 16, 2020

**RE:** Overnight Field Trip

This is to request Board approval of the following overnight field trip:

- # 1. Brainerd High School** – Two hundred students from grades 9 – 12 will travel to Montgomery, Alabama to attend the Alabama State/ Legacy Museum from Friday, February 21, 2020 through Saturday, February 22, 2020.

**HAMILTON COUNTY SCHOOLS**  
Request for Field Trip Approval

Day  **Overnight** (Must go to Board for Approval) Today's Date: December 12, 2019

Career/Tech.  Exceptional Ed  Learning Community  **Opportunity Zone**  PreK

School Brainerd High School Grade/Group/Team 9 - 12

Departure Date/Time Friday, February 21, 2020/ 6:30 am Return Date/Time Saturday, February 22, 2020 / 8:30 pm

Event/Venue Alabama State / Legacy Museum Address 915 S Jackson St., Montgomery, AL 36104

Instructional value see attachment

Evaluation see attachment

Fee Requested \$ 0 How Acquired? n/a

Total # of Students 200 Total # of Staff 18 Total # of Chaperones 3 Nurse Required:  Yes  No

Number of subs needed 5 Funding source for subs HCDE

- Total # of Students with 504 Plan 0 Modifications Needed n/a
- Total # of Students with Disabilities 0 Modifications Needed n/a

**Transportation:** The PRINCIPAL is responsible for verifying that ALL drivers are properly licensed and insured.

County School Bus  Cost \$ \_\_\_\_\_ Handicap Accessible Bus  Cost \$ \_\_\_\_\_

Charter Bus (Board Approved)  Premier Transportation, LLC. Cost \$ 10,600.00

Cars  List Driver(s) Christopher James Cost \$ 0

WRITTEN parental permission (and medical information, if overnight) for each student is required and must be received before the student is permitted to attend.

**List Chaperones:**

Staff: C. James, T. Ward, S. Shackelford, V. Jackson, K. Graham, D. Dworak, A. Hayward, Senla Dixon, Arianna Gladney, S. Muhammad, B. Martin, T. Hannah, C. Lattimore, M. Carter

Chaperones: S. Jackson, Carlos Shackelford, Melissa Graham, John Mosley, Chaperones: Porsha Cook, Duvall Young, Chandler Davenport

Background checks on non HCDE employee chaperones with unsupervised contact with students. Have you complied?  Yes

**\*Overnight Field Trips**

\*Number of students not attending for economic reasons 0 **RECEIVED**

\*Number of trips this group expects to take which will require funds 0

\*Estimated cost to parent support groups for this trip \$ 0 **DEC 13 2019**

\*Projects students have undertaken to secure funds 0

\*Co-ed trips require co-ed chaperones. Have you complied?  Yes **OPPORTUNITY ZONE**

\*Travel itinerary attached with name/address of accommodations  Yes

|  |                       |
|--|-----------------------|
| Teacher's Signature:    | Date: <u>12/13/19</u> |
| Principal's Signature:  | Date: <u>12/13/19</u> |
| Director's Signature:   | Date: <u>12/30/19</u> |

SEND TO APPROPRIATE SCHOOL DIRECTOR FOR APPROVAL

  
**Hamilton County Department of Education**  
Field Trip Permission Slip

School Brainerd High School Grade/Course 9-12

Destination and Event Alabama State / Legacy Museum

Trip Date February 21-22, 2020 Departure time 6:30 am Return time 8:30 pm

No. of Teachers/Chaperones 21 Instructional value of trip/relationship to classroom activities:

Provision for students not attending Attend regular classes

Name of Teacher(s)/Chaperone(s)\* C. James, T. Ward, S. Jackson, V. Jackson, K. Graham, D. Dworak, A. Hayward, S. Dixon, A. Gladney

S. Muhammad, B. Martin, T. Hannah, C. Lattimore, M. Carter, S. Jackson, C. Shackelford, M. Graham, J. Mosley, P. Cook, D. Young, C. Davenport

Transportation  County School Bus \_\_\_\_\_  
 Charter Bus Name Premier Transportation  
 Car / List Drivers Christopher James

Fee Requested \$ 0 Permission Slip and Fee Due to Teacher by: Mr. James

**Any trip which occurs during the regular day or is offered in connection with a class is offered without charge. However, if enough funds are not provided, this trip can be cancelled. Any received funds will be refunded.**

All rules of conduct that are in effect on school grounds apply on this school trip.

\_\_\_\_\_ Cut Here \_\_\_\_\_  
Field Trip Destination Alabama State / Legacy Museum Trip Date February 21-22, 2020

I/we, the undersigned, hereby grant permission for \_\_\_\_\_  
to participate in the above activity. (Student Name)

- I/we do hereby agree to release from any and all liability and otherwise hold harmless all school personnel acting in their supervisory capacity for personal injury, property or other type of loss which occurred as a result of this activity.
- I/we further authorize the above mentioned teachers/chaperones to seek and arrange for emergency medical care, hospitalization or surgery that may become necessary in my absence and I/we will assume financial responsibility for same.
- The school sponsors, schools, and Hamilton County School officials will make every reasonable effort to properly supervise, control, and render safe all activities in the planned program above.

Student Signature \_\_\_\_\_ Parent(s) Signature \_\_\_\_\_ Emergency Phone \_\_\_\_\_  
Online payment confirmation # \_\_\_\_\_

List any special medical requirements or allergies:

\*A chaperone is a non HCDE adult who has submitted to a background check and will have direct unsupervised contact with students during the field trip. A volunteer is a non HCDE adult who assists the teacher(s) during the field trip, but will not have any direct unsupervised contact with students.

## **Instructional Value**

From Tuskegee to Selma, AL, students will have a unique opportunity to learn and understand the historical context of the struggles and contributions of African Americans in United States History. After reading and discussing, students at Brainerd High School will experience firsthand many places that are significant in African-American culture. An institute of higher learning, museums, churches, and sites of historic marches are part of this thought-provoking travel experience.

## **Evaluation**

1. Students will write about his/her experience and the impact it had on their academic performance. Additionally, students will express their understanding of how their experiences revealed the historical context of African-American History.
2. Students create a photo/video documentary of their journey to display as gallery walk at Dalewood, Orchard Knob, and/ or Woodmore.

## **Itinerary**

### **Friday, February 21, 2019**

5:30 am - Students arrive at Brainerd High School

6:30 am- Bus departure to Selma, Alabama

9:30 am- Bus arrives at:  
National Voting Rights Museum & Institute  
6 US-80 Bus  
Selma, Alabama 36701  
(334) 526-4340

(2-hr tour to include: National Voting Rights Museum, Slavery & Civil War Museum, Brown Chapel African Methodist Episcopal Church, & walk across the Edmund Pettis Bridge)

12:00 pm- Bus departure to Montgomery, AL

1:30 pm- Bus arrives at:  
National Memorial for Peace & Justice  
417 Caroline Street  
Montgomery, AL 36104 &

The Legacy Museum  
115 Coosa Street  
Montgomery, AL 36104

- 4:00 pm- Bus departs to Alabama State University
- 4:15 pm- Bus arrives at:  
Alabama State University  
915 S. Jackson Street  
Montgomery, AL 36104
- 6:00 pm- Bus departs for the Hotel & Dinner  
Hilton Garden Inn Montgomery- East Chase  
7665 Eastchase Parkway  
Montgomery, AL 36117 (334) 244-0101

**Saturday, February 22, 2019**

- 6:00 am- Wake up call
- 7:00 am- Breakfast & Checkout
- 9:30 am- Departure for Tuskegee, AL
- 10:30 am- Arrival at:  
Tuskegee University  
1200 West Montgomery Rd.  
Tuskegee, AL 36088
- 11:00 am- Tour of University and Tuskegee Airmen National Historic Site
- 1:00 pm- Departure to Phenix, City AL
- 2:00 pm- Arrival for lunch at:  
Faithful Missionary B.C.  
201 20<sup>th</sup> Street  
Phenix City, AL 36867
- 3:30 pm- Departure to Brainerd High School
- 8:30 pm- Arrive at Brainerd High School

D. Chief Business Officer - Brent Goldberg

1. Bids/Contracts

**HAMILTON COUNTY DEPARTMENT OF EDUCATION  
3074 HICKORY VALLEY ROAD  
CHATTANOOGA, TN 37421**

**MEMORANDUM**

**TO:** Hamilton County Board of Education  
Dr. Bryan Johnson, Superintendent

**FROM:** Brent Goldberg, Chief Business Officer  
Kevin Bartenfield, Director of Purchasing

**DATE:** January 16, 2020

**RE:** Bids/Contracts

1. Attached for your approval are bids/contracts for the following:
  - A. Recommended contract extension for Drug/Alcohol Testing (Bid File 17-28)
  - B. Recommended approval of Science Lab Casework and Equipment at Brainerd High School (Bid File 20-21)
  - C. Recommended approval of Walk-in Freezer for SN Warehouse (Bid File 20-22)
  - D. Requesting approval to purchase Tennessee ACT Vouchers for all eleventh grade students.
  - E. Recommended approval of Soddy Daisy Wrestling Gym Re-roof (Bid File 20-20)
2. Ratification of Emergency/Early approval to continue spending with various maintenance vendors.
3. Recommend approval as presented.

BG:de



**Hamilton County Department of Education**  
**Purchasing Department**  
**3074 Hickory Valley Rd**  
**Chattanooga, TN 37421**  
**(423) 498-7030**

**Memorandum**

**To:** Hamilton County Board of Education  
Dr. Bryan Johnson, Superintendent

**From:** Kevin Bartenfield, Director of Procurement

**Date:** January 16, 2020

**Re:** Recommended Contract Extension for Drug/Alcohol Testing Program  
(Bid File 17-28)

The Board of Education previously awarded a contract to ARCPoint Labs of Chattanooga for Drug and Alcohol Testing Program. Initial contract period is July 1, 2017 through June 30, 2020. Right was reserved to extend contract for an additional twelve-month period.

The contract has served the System well and contract extension is recommended. Extended contract period shall be July 1, 2020 through June 30, 2021.

Tabulation sheet attached.  
Funding Source: Operating Budgets

**Hamilton County Department of Education  
 Bid Opening February 27, 2017 –2:00 P.M.  
 RFP to Provide Drug and Alcohol Testing Program (Bid File 17-28)  
Tabulation Sheet**

| <b>BIDDERS</b>               | DOT 5 Panel Testing<br>Qty. Est 150 |          | Breath Analysis Testing<br>Qty. Est. 40 |          | Non DOT 10 Panel Testing<br>"expanded opiate"<br>Qty. Est 170 |          |
|------------------------------|-------------------------------------|----------|---|----------|---|----------|
|                              | Unit                                | Total    | Unit                                    | Total    | Unit  | Total    |
| Arc Point Labs - Chattanooga | 39.00                               | 5,850.00 | 24.00                                   | 960.00   | 39.00   | 6,630.00 |
| Secon Inc - Louisiana        | 44.25                               | 6,637.50 | 45.00                                   | 1,800.00 | 43.75   | 7,437.50 |
| Physicians Care - Nashville  |                                     |          |   |          |   |          |
|                              |                                     |          |   |          |   |          |

| <b>BIDDERS</b>               | Supervisory Training Sessions<br>Qty. Est 6 |          | Employee Training Sessions<br>Qty. Est 6 |          | TOTAL BID:<br>ALL-OR-NONE |
|------------------------------|---|----------|--|----------|---------------------------|
|                              | Unit  | Total    | Unit                                     | Total    |                           |
| Arc Point Labs - Chattanooga | 75.00                                       | 450.00   | 75.00                                    | 450.00   | 14,340.00                 |
| Secon Inc - Louisiana        | * 1,200.00                                  | 7,200.00 | * 1,200.00                               | 7,200.00 | 30,275.00                 |
| Physicians Care - Nashville  |   |          |  |          | Non-Responsive            |
|                              |   |          |  |          |                           |

\* Plus Travel Expenses

Recommend Award Of Bid To: Arc Point Labs-Chattanooga

Bid Sent To 11 Vendors 2 Vendors Responded 1 Vendor Non-Responsive

Funds To Be Provided By: Operating Budgets

*Board Approved  
4/20/2017*

Hamilton County Department of Education  
3074 Hickory Valley Road  
Chattanooga, Tennessee 37421

**MEMORANDUM**

**TO:** Hamilton County Board of Education  
Dr. Bryan Johnson, Superintendent

**FROM:** Justin Witt

**DATE:** January 16, 2020

**RE: Bid File 20-21-Lab Casework for Brainerd High**

Bids were received on December 3, 2019 for the Lab Casework and Equipment at Brainerd High School.

I recommend approval of the bid in the amount of \$186,643.00 from Steve Ward and Associates.

Funding provided from Capital Funds.

Attachments: Bid Tabulation

Hamilton County Department of Education  
 Bid Opening – December 3, 2019 – 11:00 AM.  
 Bid File 20-21 Tab Sheet Science Lab Casework and Equipment for Brainerd High School

| Bidder                    | Certificate of Compliance | Non-Collusion | Drug Free Workplace | TN Public Chap 587 | Iran Divestment | Addendum to Agreement | Bid Bond |
|---------------------------|---------------------------|---------------|---------------------|--------------------|-----------------|-----------------------|----------|
| Steve Ward and Associates | ✓                         | ✓             | ✓                   | ✓                  | ✓               | ✓                     | ✓        |
|                           |                           |               |                     |                    |                 |                       |          |
|                           |                           |               |                     |                    |                 |                       |          |
|                           |                           |               |                     |                    |                 |                       |          |
|                           |                           |               |                     |                    |                 |                       |          |
|                           |                           |               |                     |                    |                 |                       |          |
|                           |                           |               |                     |                    |                 |                       |          |

| Bidder                    | Total Bid     |
|---------------------------|---------------|
| Steve Ward and Associates | \$ 186,643.00 |
|                           |               |
|                           |               |
|                           |               |
|                           |               |
|                           |               |
|                           |               |

Recommend Award of Bid To: Steve Ward and Associates

Funds To Be Provided By: Capital



**HAMILTON  
COUNTY  
SCHOOLS**

School  
Nutrition

**MEMORANDUM**

**TO:** Hamilton County Board of Education  
Dr. Bryan Johnson, HCDE Superintendent

**FROM:** Dr. Justin Robertson, Chief Operations Officer  
Kristen Nauss, School Nutrition Director

**DATE:** January 16, 2020

**RE:** Recommendation for Bid Approval for the School Nutrition Program

---

It is recommended that the following vendor be approved to provide the following products/services listed below for the School Nutrition Program for SY 2019-2020:

| <b><u>Company/Vendor</u></b> | <b><u>Product/Service</u></b> | <b><u>Bid File Number</u></b> |
|------------------------------|-------------------------------|-------------------------------|
| KaTom Restaurant Supply      | Walk in Freezer Warehouse     | Bid File # 20-22              |

Hamilton County Department of Education  
Bid Opening – December 16, 2019 – 2:00 PM.

Bid File 20-22 Tab Sheet Furnish and Install A Walk In Freezer at the School Nutrition Warehouse

| <u>Bidder</u>                       | <u>Total Price<br/>Installed</u> |
|-------------------------------------|----------------------------------|
| <u>BRESCO</u>                       | <u>Non-Responsive</u>            |
| <u>Mobile Fixture and Equipment</u> | <u>Non-Responsive</u>            |
| <u>Stafford Smith Inc</u>           | <u>Non-Responsive</u>            |
| <u>Douglas Equipment</u>            | <u>Non-Responsive</u>            |
| <u>Katom Restaurant Supply</u>      | <u>99,295.00</u>                 |
| <u> </u>                            | <u> </u>                         |
| <u> </u>                            | <u> </u>                         |
| <u> </u>                            | <u> </u>                         |

Recommend Award of Bid To: Katom Restaurant Supply

Funds To Be Provided By: School Nutrition

DE.jg

## Hamilton County Department of Education

3074 Hickory Valley Road  
Chattanooga, Tennessee 37421  
Phone 423/498-7072 Fax 423/498-6689

### MEMORANDUM

To: Hamilton County Board of Education  
Dr. Bryan Johnson, Superintendent

From: Shannon Moody, Director, Accountability and Research

Date: January 16, 2020

Re: Tennessee ACT Vouchers

The Office of Accountability and Testing requests the Board of Education's approval for the purchase of Tennessee/ACT Vouchers for all eleventh grade students. This purchase order is for \$145,262.00.

The cost per voucher is \$37 and every student is allowed one voucher, one time during his/her high school years. The State has now mandated that all eleventh grade students take the ACT exam and the one-time voucher is to be used at that time.

We estimate 3926 eleventh graders enrolled in Hamilton County Schools 2019-2020.

The State provides funding for the ACT exams through BEP Funds.

**ACT® State Testing Program  
Tennessee Department of Education  
Description of Services  
Spring 2020**

This Description of Services is incorporated into the ACT College and Career Readiness Master Services Agreement ("Agreement") having an Effective Date of 12/13/2018, by and between ACT, Inc. and the HAMILTON COUNTY DEPARTMENT OF EDUCATION ("Customer"). This Description of Services shall be incorporated into and governed by the terms of the Agreement.

**Background:** The Tennessee Department of Education (TDOE) has deemed your district and schools eligible to participate in the Spring 2020 statewide administration of the ACT®. ACT, Inc. will support the Customer in administering ACT assessments to its 11<sup>th</sup> grade students. For purposes of this administration, 11th grade students are defined as public school students in the third year of high school after their initial enrollment in the ninth grade. Under this Agreement, "ACT" is used to refer to online and paper-based assessments that include English, mathematics, reading, and science, an Interest Inventory, and Student Profile. This Description of Services details the services and deliverables provided as part of the Assessment program (the "Program").

I. **Services.** The following Assessments and Services will be provided by ACT, Inc. to Customer:

1. **Program Planning Documentation.** ACT will post a Schedule of Events to the ACT-hosted Tennessee state testing website.
2. **Test Administration Available Dates.** Customer may administer the ACT test on any of the TDOE-selected test dates appearing on the posted Schedule of Events.
3. **Ordering Platform.** ACT will provide an online platform for Customer to indicate their participation, manage test administration, to designate testing staff, upload students, and order test materials.
4. **Student Data Upload (SDU) File Layout.** ACT will post an SDU file layout template and instructions for use to the ACT-hosted Tennessee state testing website.
5. **Test Materials.** ACT will ship ACT test materials, pre-ID labels, and pre-paid return shipping labels to the contact and shipping address provided in the ordering platform.
6. **Accommodations.** ACT will provide accommodations and supporting test materials based on decisions made by ACT accommodation specialists and, in some cases, by the local educational authorities, as detailed in the Test Accessibility and Accommodations System.
7. **Training.** ACT will provide standard online training and/or instructional materials to Customer-designated personnel.
8. **Communications.** ACT will communicate upcoming activities and deadlines related to the administration directly to Customer-designated personnel through email and/or the ACT-hosted Tennessee state testing website.
9. **Customer Support.** ACT will provide a toll-free number (1-800-553-6244, ext. 2800) and email contact information for use in preparation and administration of the ACT, Monday through Friday, from 7:00 a.m. to 5:00 p.m. CST (except ACT holidays). In addition, ACT will provide extended customer service from 6:00 a.m. – 6:00 p.m. CST on select test dates.
10. **Score Reports.** ACT will furnish the following ACT score reports as part of the Services:
  - a. **Student Deliverables:** The following reports are provided to the student approximately 3-8 weeks after ACT receives test responses that do not require additional investigation, and are received by the receipt deadline as identified on the posted Schedule of Events:
    - Student Score Report
    - ACT Student Online scores
  - b. **School Paper Deliverables:** The following reports are shipped to the school Director of Counseling approximately 3-8 weeks after ACT receives test responses that do not require additional investigation, and are received by the receipt deadline as identified on the posted Schedule of Events:
    - ACT High School Report Checklist
    - ACT High School Score Labels
    - ACT High School Report
  - c. **School Online Deliverables:** Schools will be able to access the following reports through the test administration system, no later than June 15, 2020:
    - ACT Profile Report – High School

- d. District Online Deliverables: Districts will be able to access the following reports through the test administration system, no later than June 15, 2020.
  - ACT Profile Report – High School
  - ACT Profile Report – District
  - ACT Student Level Data File - District
- e. College Deliverables: If a student chooses to have their scores provided to colleges or universities pursuant to ACT standard policies, ACT will make those available approximately 3-8 weeks after ACT receives test responses that do not require additional investigation, and are received by the receipt deadline as identified on the posted Schedule of Events.
- f. State Deliverable: ACT will provide data from this ACT administration to the Tennessee Department of Education.

**II. Customer Actions and Required Information.** Customer shall provide the following information, data, and/or deliverables ("Customer Required Information") to ACT by the due date identified on the Schedule of Events. ACT's ability to provide the Assessments and Services is dependent upon timely receipt of the Customer Required Information, data, and/or deliverables. Customer's failure to meet the due date may result in ACT's inability to provide the Assessments and Services.

1. Selection of Test Administration Dates. Customer must select ACT test administration dates in the online administration platform from the dates approved by TDOE and by the deadline stated in the posted Schedule of Events.
2. Participating Testing Sites. Customer shall provide and maintain accurate contact information for Designated Test Sites.
3. Student Data Upload. Customer shall load the eligible students into the online administration platform by the deadline stated in the posted Schedule of Events.
4. Accommodations Requests. If applicable, Customer-designated personnel will submit requests for ACT-approved accommodations in the Test Accessibility and Accommodations System by the deadline stated in the posted Schedule of Events.

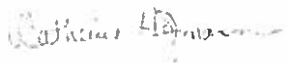
**III. Fees and Invoicing.**

1. Assessment Fees. Customer shall pay ACT for the Assessments and Services provided pursuant to this Description of Services according to the Price per Student in the Fee Schedule included below. Total fees shall be calculated based on the total number of answer documents processed by ACT, including any answer documents that include partially completed tests or sub-tests. ACT will invoice Customer no later than June 15, 2020.

| Assessment | Price Per Student |
|------------|-------------------|
| ACT        | \$37.00           |

ACT, Inc.

HAMILTON COUNTY DEPARTMENT OF EDUCATION

Signature: 

Name: Catherine Hofmann

Title: Vice President

Date: 11/7/2019

DocuSigned by:  


Signature: \_\_\_\_\_

Name: Cheryl Paul-Ladd

Title: System Testing Coordinator

Date: 11/8/2019



# MEMO

To: Hamilton County Board of Education  
Dr. Bryan Johnson, Superintendent

From: Justin Witt

Date: January 16, 2020

Subject: Bid File 20-20 – Soddy Daisy Wrestling Gym Re-roof

Bids were received on December 12, 2019 at 2:00PM for re-roofing the wrestling gym at Soddy Daisy High.

I recommend approval of the bid in the amount of \$293,000.00 from JDH Company.

Funding provided from Capital Funds.

Attachments: Bid Tabulation

Hamilton County Department of Education  
 Bid Opening – December 12, 2019 – 2:00 PM.  
 Bid File 20-20 Tab Sheet Soddy Daisy Wrestling Gym Re-Roofing

| Bidder                             | Base Bid       | Remove and Replace<br>Unit Prices Per SF | Additive Alternate<br>Bid | Additive Alternate<br>Per SF |
|------------------------------------|----------------|--|---------------------------|------------------------------|
| Eskola LLC                         | 540,00.00      | 22.00                                    | 57,000.00                 | 35.00                        |
| Willoughby Roofing and Sheet Metal | Non-Repsonsive |  |                           |                              |
| Tri-State Roofing                  | 498,000.00     | 20.00                                    | 53,000.00                 | 33.00                        |
| Foam Crete Inc                     | 379,561.00     | 12.75                                    | 16,400.00                 | 16.00                        |
| JDH Company                        | 293,000.00     | 7.00                                     | 53,892.00                 | 30.00                        |
| E Cornell Malone Corp              | 375,434.00     | 11.50                                    | 11,516.00                 | 10.00                        |
|                                    |                |  |                           |                              |
|                                    |                |  |                           |                              |

Recommend Award of Bid To: JDH Company

Funds To Be Provided By: Maintenance/Capital Budget

DE.jg



**Hamilton County Department of Education**  
**Maintenance Department**  
**3074 Hickory Valley Rd**  
**Chattanooga, TN 37421**  
**(423) 498-7255**

**Request for Emergency Approval**

**To:** Executive Committee of the Board  
**From:** Justin Witt, Director of Maintenance  
**Date:** December 17, 2019  
**Re:** Recommended Approval of Vendors

Emergency approval is requested to approve spending with the vendors listed below until a sealed bid process can be completed. The purchasing department has determined that cumulative spending for small individual purchases has surpassed the \$25,000 competitive sealed bid threshold for each vendor listed below.

|                     |                      |
|---------------------|----------------------|
| Baker Distributing  | RG & Associates      |
| Chase Plumbing      | Shields              |
| Chattanooga Elec.   | Trane                |
| Ferguson Enterprise | United Refrigeration |
| Inline Electric     | Wholesale Supply     |
| Mid South Electric  |                      |

These vendors are needed to conduct ongoing, daily maintenance activities. The purchasing and maintenance departments are preparing bid documents for electrical, plumbing, mechanical, and carpentry materials; however, the sealed bid process is not expected to be completed and awarded until January or February 2020. Emergency approval is therefore required to continue spending with these vendors until the bid process is completed and contracts are awarded.

Funding Source: Operating Budgets

Superintendent:

School Board Chairman:

(Signatures on file in the Purchasing Department)

---

Dr. Bryan Johnson

---

Joe Wingate

## 2. Financial Reports

HAMILTON COUNTY DEPARTMENT OF EDUCATION  
3074 Hickory Valley Road  
Chattanooga, Tennessee 37421

MEMORANDUM

TO: Hamilton County Board of Education  
Dr. Bryan Johnson, Superintendent

FROM: Brent Goldberg, Chief Business Officer

DATE: January 16, 2020

SUBJECT: Monthly Financial Report

Attached is the monthly financial report comparing budget to actual through November, 2019. The presentation of the monthly financial statement compares actual year-to-date expenditures to the original adopted budget and the year-to-date amended budget.

**HAMILTON COUNTY SCHOOLS  
REVENUE/OBLIGATIONS VS BUDGET  
PERIOD ENDED  
NOVEMBER, 2019**

| REVENUES                     | General Purpose    |                    |                    | Federal Programs  |                   |                   | Self-Funded Programs |                  |                  | Child Nutrition   |                   |                   | Grand Totals       |                    |                    |
|------------------------------|--------------------|--------------------|--------------------|-------------------|-------------------|-------------------|----------------------|------------------|------------------|-------------------|-------------------|-------------------|--------------------|--------------------|--------------------|
|                              | Budget             | Revised Budget     | YTD Actual         | Budget            | Revised Budget    | YTD Actual        | Budget               | Revised Budget   | YTD Actual       | Budget            | Revised Budget    | YTD Actual        | Budget             | Revised Budget     | YTD Actual         |
| LOCAL TAXES                  | 230,600,000        | 230,600,000        | 37,224,412         |                   |                   |                   |                      |                  |                  |                   |                   |                   | 230,600,000        | 230,600,000        | 37,224,412         |
| LICENSES AND PERMITS         | 12,000             | 12,000             | 4,608              |                   |                   |                   |                      |                  |                  |                   |                   |                   | 12,000             | 12,000             | 4,608              |
| CHARGES FOR CURRENT SERVICES | 543,000            | 543,000            | 160,102            |                   |                   |                   | 3,814,990            | 3,862,510        | 1,759,696        | 3,699,602         | 3,699,602         | 1,621,689         | 8,057,592          | 8,105,112          | 3,541,487          |
| OTHER LOCAL REVENUES         | 3,000,000          | 3,000,000          | 2,955,790          |                   |                   |                   | 2,835,424            | 3,673,696        | 771,590          | 163,409           | 163,409           | 58,174            | 5,998,833          | 6,837,105          | 3,785,554          |
| STATE OF TENNESSEE           | 173,110,000        | 173,224,556        | 68,551,304         |                   |                   | -                 |                      |                  | -                |                   |                   | -                 | 173,110,000        | 173,224,556        | 68,551,304         |
| OTHER STATE REVENUES         | 600,000            | 3,309,073          | 165,475            |                   |                   |                   |                      |                  |                  | 190,000           | 190,000           | -                 | 790,000            | 3,499,073          | 165,475            |
| FEDERAL GOVERNMENT           | 850,000            | 850,000            | 379,701            | 30,939,539        | 38,161,812        | 4,535,306         |                      |                  |                  | 17,051,674        | 17,051,674        | 7,483,686         | 48,841,213         | 56,063,486         | 12,398,693         |
| OTHER SOURCES                | 1,285,000          | 1,285,000          | 358,333            |                   |                   |                   |                      |                  |                  |                   |                   |                   | 1,285,000          | 1,285,000          | 358,333            |
| RESERVES/FUND BALANCE        | 8,000,000          | 20,635,200         |                    |                   |                   |                   |                      |                  | 829,123          |                   |                   |                   | 8,000,000          | 21,464,323         | -                  |
| <b>TOTAL REVENUES</b>        | <b>418,000,000</b> | <b>433,458,829</b> | <b>109,799,725</b> | <b>30,939,539</b> | <b>38,161,812</b> | <b>4,535,306</b>  | <b>6,650,414</b>     | <b>8,365,329</b> | <b>2,531,286</b> | <b>21,104,685</b> | <b>21,104,685</b> | <b>9,163,549</b>  | <b>476,694,638</b> | <b>501,090,655</b> | <b>126,029,866</b> |
| <b>EXPENDITURES</b>          |                    |                    |                    |                   |                   |                   |                      |                  |                  |                   |                   |                   |                    |                    |                    |
| REGULAR INSTRUCTION PROGRAM  | 207,590,129        | 212,704,233        | 79,782,680         | 8,746,312         | 10,536,560        | 2,909,296         | 2,434,817            | 2,834,660        | 629,073          |                   |                   |                   | 218,771,258        | 226,075,453        | 83,321,049         |
| SPECIAL EDUCATION INSTR PROG | 42,092,235         | 42,441,028         | 16,891,071         | 4,748,150         | 5,490,513         | 2,099,566         | 300,000              | 347,084          | 47,732           |                   |                   |                   | 47,140,385         | 48,278,625         | 19,038,369         |
| VOCATIONAL ED INSTR PROG     | 8,941,335          | 9,006,032          | 3,472,302          | 475,526           | 623,074           | 232,503           |                      | 157,697          | 27,694           |                   |                   |                   | 9,416,861          | 9,786,803          | 3,732,499          |
| ATTENDANCE                   | 2,738,609          | 2,758,175          | 912,279            |                   |                   |                   |                      |                  |                  |                   |                   |                   | 2,738,609          | 2,758,175          | 912,279            |
| HEALTH SERVICES              | 4,848,133          | 4,905,235          | 2,007,683          |                   | 150               | -                 | 42,500               | 64,500           | 33,418           |                   |                   |                   | 4,890,633          | 4,969,885          | 2,041,101          |
| OTHER STUDENT SUPPORT        | 13,847,708         | 14,114,377         | 4,721,857          | 3,414,555         | 3,902,643         | 849,759           | 75,655               | 416,310          | 27,263           |                   |                   |                   | 17,337,918         | 18,433,330         | 5,598,879          |
| REG INST SUPPORT             | 12,524,627         | 15,057,860         | 5,098,049          | 7,477,787         | 9,979,091         | 2,489,439         | 277,938              | 644,752          | 167,989          |                   |                   |                   | 20,280,352         | 25,681,703         | 7,755,477          |
| SPECIAL ED INST SUPPORT      | 3,387,635          | 3,554,889          | 1,382,830          | 3,281,875         | 3,284,899         | 1,308,911         |                      |                  |                  |                   |                   |                   | 6,669,510          | 6,839,788          | 2,691,741          |
| VOCATIONAL ED INST SUPPORT   | 246,915            | 248,209            | 109,002            | 12,500            | 65,500            | 7,321             |                      | 345              | -                |                   |                   |                   | 259,415            | 314,054            | 116,323            |
| EDUCATION TECHNOLOGY         | 4,634,807          | 7,328,205          | 2,651,979          | 164,324           | 266,833           | 64,935            |                      |                  |                  |                   |                   |                   | 4,799,131          | 7,595,038          | 2,716,914          |
| BOARD OF EDUCATION           | 6,199,378          | 6,207,076          | 2,063,100          |                   |                   |                   | -                    | 315,160          | 180,450          |                   |                   |                   | 6,199,378          | 6,522,236          | 2,243,550          |
| OFFICE OF SUPERINTENDENT     | 2,285,392          | 2,306,626          | 797,755            |                   |                   |                   | 91,230               | 93,030           | 27,195           |                   |                   |                   | 2,376,622          | 2,399,656          | 824,950            |
| OFFICE OF PRINCIPAL          | 28,496,993         | 28,691,085         | 11,860,150         |                   |                   |                   |                      |                  |                  |                   |                   |                   | 28,496,993         | 28,691,085         | 11,860,150         |
| FISCAL SERVICES              | 3,369,030          | 3,396,674          | 1,296,141          |                   |                   |                   | 10,000               | 10,000           | 2,096            |                   |                   |                   | 3,379,030          | 3,406,674          | 1,298,237          |
| HUMAN RESOURCES              | 1,858,157          | 1,877,656          | 743,057            |                   |                   |                   |                      | 2,294            |                  |                   |                   |                   | 1,858,157          | 1,879,950          | 743,057            |
| OPERATION OF PLANT           | 25,624,131         | 25,601,716         | 17,240,231         |                   |                   |                   |                      |                  |                  |                   |                   |                   | 25,624,131         | 25,601,716         | 17,240,231         |
| MAINTENANCE OF PLANT         | 9,493,178          | 10,181,709         | 4,544,666          |                   |                   |                   | -                    | 54,240           | 16,632           |                   |                   |                   | 9,493,178          | 10,235,949         | 4,561,298          |
| TRANSPORTATION               | 18,940,008         | 19,198,557         | 16,573,145         | 266,340           | 269,853           | 101,132           |                      | 20,000           | 800              |                   |                   |                   | 19,206,348         | 19,488,410         | 16,675,077         |
| CENTRAL AND OTHER            | 388,597            | 696,891            | 435,673            |                   |                   |                   |                      | 8,983            | 39               |                   |                   |                   | 388,597            | 705,874            | 435,712            |
| FOOD SERVICE                 |                    |                    | 169,770            |                   |                   |                   |                      |                  |                  |                   |                   |                   |                    |                    |                    |
| COMMUNITY SERVICES           | 470,311            | 482,340            | 233,146            | 491,184           | 1,431,310         | 198,675           | 3,222,512            | 3,222,512        | 1,136,797        | 21,104,685        | 21,104,685        | 11,366,450        | 21,104,685         | 21,104,685         | 11,536,220         |
| EARLY CHILDHOOD EDUCATION    | 2,997,170          | 3,142,457          | 866,265            |                   |                   |                   | 195,762              | 195,762          | 72,953           |                   |                   |                   | 4,184,007          | 5,136,162          | 1,568,618          |
| REGULAR CAPITAL OUTLAY       | 197,000            | 197,000            | 15,302             |                   |                   |                   |                      |                  |                  |                   |                   |                   | 197,000            | 197,000            | 15,302             |
| EDUCATION DEBT SERVICE       | 975,000            | 975,000            |                    |                   |                   |                   |                      |                  |                  |                   |                   |                   | 975,000            | 975,000            | -                  |
| EDUCATION CAPITAL PROJECTS   | 3,000,000          | 5,500,000          | 5,500,000          |                   |                   |                   |                      |                  |                  |                   |                   |                   | 3,000,000          | 5,500,000          | 5,500,000          |
| CHARTER SCHOOLS (TRANSFERS ) | 12,853,522         | 12,853,522         | 5,275,061          | 1,860,986         | 2,311,386         |                   |                      |                  |                  |                   |                   |                   | 14,714,508         | 15,164,908         | 5,275,061          |
| TRANSFERS-STATE GRANTS       |                    | 32,277             |                    |                   |                   |                   |                      |                  |                  |                   |                   |                   | -                  | 32,277             | -                  |
| <b>TOTAL EXPENDITURES</b>    | <b>418,000,000</b> | <b>433,458,829</b> | <b>184,643,194</b> | <b>30,939,539</b> | <b>38,161,812</b> | <b>10,261,537</b> | <b>6,650,414</b>     | <b>8,387,329</b> | <b>2,370,131</b> | <b>21,104,685</b> | <b>21,104,685</b> | <b>11,366,450</b> | <b>476,694,638</b> | <b>501,112,655</b> | <b>208,641,312</b> |

### 3. Budget Amendments

#### a. Federal Grants, State Grants, and Self-Funded Programs

**HAMILTON COUNTY DEPARTMENT OF EDUCATION**  
**3074 Hickory Valley Road**  
**Chattanooga, Tennessee 37421**

**MEMORANDUM**

**TO:** Hamilton County Board of Education  
Dr. Bryan Johnson, Superintendent

**FROM:** Brent Goldberg, Chief Business Officer

**DATE:** January 16, 2020

**SUBJECT:** Budget Amendments – Federal Grants, State Grants and Self-Funded Programs

The following budget amendments for Federal Grants, State Grants and Self-Funded Programs for FY2020 are recommended for your approval.

The Federal Programs budget is amended by items #1 – 6. Items #1-4 consist of carryover and current year awards. Items #5 and 6 consist of current year awards.

The State Programs budget is amended by item #7. Item #7 consists of a current year award.

The Self-Funded Programs budget is amended by items #8 - 10 and consists of grants awarded by non-federal agencies and designed for a specific purpose. Items #8 and 10 consist of carryover and current year contributions. Item #9 consists of a current year contribution.

1. Title I, Improving Basic Programs Grant, with transfers between line items
2. Title II, Part A Teacher and Principal Training and Recruiting Grant, with transfers between line items
3. Title III, Language Instruction for English Learners and Immigrant Students, with transfers between line items
4. Title IV Part A, Student Support and Academic Enrichments Grant, with transfers between line items
5. 21<sup>st</sup> CCLC Cohort 2019, with transfers between line items
6. CCEIS – Comprehensive Coordinated Early Intervening Services, with transfers between line items
7. Competitive Priority School State Grant, with transfers between line items
8. Creative Change for Art, with a net increase of \$1,290
9. Leadership Hamilton County Schools, with a net increase of \$600
10. E-Rate Technology, totaling \$1,035,013

FEDERAL PROGRAMS  
SOURCE OF FUNDS

January 16, 2020

| BUDGET AMENDMENTS  | OTHER<br>FEDERAL<br>THROUGH STATE<br>47100 | TOTAL<br>REVENUE | AMENDMENT<br>ITEM # |
|--|--|------------------|---------------------|
| Title I, Improving Basic Programs                                    | -  | -                | 1                   |
| Title II, Part A Teacher and Principal Training and Recruiting Grant | -  | -                | 2                   |
| Title III, English Language Instruction                              | -  | -                | 3                   |
| Title IV, Part A Student Support and Academic Enrichments Grant      | -  | -                | 4                   |
| 21st CCLC Cohort 2019  | -  | -                | 5                   |
| CCEIS- Comprehensive Coordinated Early Intervening Services          | -  | -                | 6                   |
|  | -  | -                |                     |

**FEDERAL PROGRAMS  
USE OF FUNDS**

**January 16, 2020**

| BUDGET AMENDMENTS   | REGULAR<br>EDUCATION<br>71100 | OTHER<br>STUDENT<br>SUPPORT<br>72130 | INSTRUCTIONAL<br>SUPPORT<br>72210 | EDUCATIONAL<br>TECHNOLOGY<br>72250 | TRANSPORTATION<br>72710 | COMMUNITY<br>SERVICES<br>73300 | INDIRECT<br>COST<br>99100 | TOTAL<br>AMENDMENT<br>AMOUNT | AMENDMENT<br>ITEM # |
|---|-------------------------------|--------------------------------------|-----------------------------------|------------------------------------|-------------------------|--------------------------------|---------------------------|------------------------------|---------------------|
| Title I, Improving Basic Programs   | (7,819)                       | 226,394                              | (226,689)                         | (5,573)                            | 13,687                  |                                |                           | -                            | 1                   |
| Title II, Part A Teacher and Principal Training and Recruiting Grant                | (12,500)                      |                                      | 12,450                            |                                    |                         |                                | 50                        | -                            | 2                   |
| Title III, English Language Instruction for English Learners and Immigrant Students | 17,719                        |                                      | (17,743)                          |                                    |                         |                                | 24                        | -                            | 3                   |
| Title IV, Part A Student Support and Academic Enrichments Grant                     | (11,974)                      | 20,656                               | (17,730)                          |                                    | 9,000                   |                                | 48                        | -                            | 4                   |
| 21st CCLC Cohort 2019   |                               |                                      |                                   |                                    |                         | (96)                           | 96                        | -                            | 5                   |
| CCEIS- Comprehensive Coordinated Early Intervening Services                         | (219,284)                     | 219,284                              |                                   |                                    |                         |                                |                           | -                            | 6                   |
|   | (233,858)                     | 466,334                              | (249,712)                         | (5,573)                            | 22,687                  | (96)                           | 218                       | -                            |                     |

SELF FUNDED PROGRAMS  
SOURCE OF FUNDS

January 16, 2020

|                                    | RESTRICTED<br>FOR EDUCATION<br>FUND BALANCE | OTHER<br>LOCAL<br>REVENUES | TOTAL<br>AMENDMENT<br>AMOUNT | AMENDMENT<br>ITEM # |
|------------------------------------|---|----------------------------|------------------------------|---------------------|
| BUDGET AMENDMENTS                  | 34555                                       | 44000                      |                              |                     |
| Creative Change for Art            |   | 1,290                      | 1,290                        | 8                   |
| Leadership Hamilton County Schools |   | 600                        | 600                          | 9                   |
| eRate Technology                   | 46,163                                      | 988,850                    | 1,035,013                    | 10                  |
|                                    | <u>46,163</u>                               | <u>990,740</u>             | <u>1,036,903</u>             |                     |

SELF FUNDED PROGRAMS  
USE OF FUNDS

January 16, 2020

| BUDGET AMENDMENTS                  | REGULAR<br>INSTRUCTION<br>71100 | OFFICE OF THE<br>DIRECTOR OF<br>SCHOOLS<br>72320 | TOTAL<br>AMENDMENT<br>AMOUNT | AMENDMENT<br>ITEM # |
|------------------------------------|---------------------------------|--|------------------------------|---------------------|
| Creative Change for Art            | 1,290                           |  | 1,290                        | 8                   |
| Leadership Hamilton County Schools |                                 | 600  | 600                          | 9                   |
| eRate Technology                   | 1,035,013                       |  | 1,035,013                    | 10                  |
|                                    | <u>1,036,303</u>                | 600  | <u>1,036,903</u>             |                     |

STATE PROGRAMS  
SOURCE OF FUNDS

January 16, 2020

| BUDGET AMENDMENTS                       | STATE<br>REVENUE<br>46000 | TOTAL<br>REVENUE | AMENDMENT<br>ITEM # |
|---|---------------------------|------------------|---------------------|
| Competitive Priority School State Grant | -                         | -                | 7                   |
|   | -                         | -                |                     |

STATE PROGRAMS  
USE OF FUNDS

January 16, 2020

| BUDGET AMENDMENTS                       | REGULAR<br>EDUCATION<br>71100 | OTHER<br>STUDENT<br>SUPPORT<br>72130 | INSTRUCTIONAL<br>SUPPORT<br>72210 | INDIRECT<br>COST<br>99000 | TOTAL<br>AMENDMENT<br>AMOUNT | AMENDMENT<br>ITEM # |
|---|-------------------------------|--------------------------------------|-----------------------------------|---------------------------|------------------------------|---------------------|
| Competitive Priority School State Grant | 53,616                        | (39,426)                             | (13,213)                          | (977)                     | -                            | 7                   |
|   | 53,616                        | (39,426)                             | (13,213)                          | (977)                     | -                            |                     |

HAMILTON COUNTY DEPT OF EDUCATION  
 FEDERAL PROGRAMS  
 TITLE I IMPROVING BASIC PROGRAMS  
 BUDGET FISCAL YEAR 2019-2020  
 FUND 050  
 AGENCY 142  
 ORGANIZATION 101  
 BUDGET BOOK SUMMARY

|                                |   | AMENDED                   | INCREASE       | DECREASE         | AMENDED                  |
|--------------------------------|---|---------------------------|----------------|------------------|--------------------------|
| TITLE I 2020 AWARD             |   | 12,841,421                |                |                  | 12,841,421               |
| STATE REALLOCATION             |   | -                         |                |                  | -                        |
| CARRYOVER FROM FY2019          |   | 2,238,009                 |                |                  | 2,238,009                |
| TRANSFER TO CONSOLIDATED ADMIN |   | (948,913)                 |                |                  | (948,913)                |
| <b>TOTAL TITLE I BUDGET</b>    |   | <b>14,130,517</b>         | <b>-</b>       | <b>-</b>         | <b>14,130,517</b>        |
| REVENUE 21010000 41427141      |   | 14,130,517                | -              |                  | 14,130,517               |
| FUNCTION OBJECT                | EXPENDITURE DESCRIPTION                         | AMENDED BUDGET 11/21/2019 | INCREASES      | DECREASES        | AMENDED BUDGET 1/16/2020 |
| <b>EXPENDITURES</b>            |   |                           |                |                  |                          |
| 71100                          | 116 Teachers                                    | 2,735,758                 |                | (10,049)         | 2,725,709                |
| 71100                          | 134 Instructional Personnel--Tutors             | 148,854                   | 9,664          |                  | 158,518                  |
| 71100                          | 163 Educational Assistants                      | 1,001,684                 |                | (10,720)         | 990,964                  |
| 71100                          | 188 Teacher Bonuses                             | -                         | 65,000         |                  | 65,000                   |
| 71100                          | 189 Other Salaries and Wages                    | -                         | 14,116         |                  | 14,116                   |
| 71100                          | 198 Substitutes                                 | 90,478                    |                | (46,221)         | 44,257                   |
| 71100                          | 201 Social Security                             | 245,163                   | 2,743          |                  | 247,906                  |
| 71100                          | 204 State Retirement                            | 318,387                   | 10,012         |                  | 328,399                  |
| 71100                          | 206 Life Insurance                              | 4,290                     |                | (130)            | 4,160                    |
| 71100                          | 207 Health Insurance                            | 627,000                   |                | (19,000)         | 608,000                  |
| 71100                          | 208 Dental Insurance                            | 22,770                    |                | (690)            | 22,080                   |
| 71100                          | 210 Unemployment Compensation                   | 11,880                    |                | (360)            | 11,520                   |
| 71100                          | 212 Medicare                                    | 57,342                    | 599            |                  | 57,941                   |
| 71100                          | 299 Other Fringe Benefits                       | 4,308                     |                | (38)             | 4,270                    |
| 71100                          | 336 Maintenance & Repair - Equipment            | 32,176                    |                | (5,750)          | 26,426                   |
| 71100                          | 399 Contracted Services                         | 158,402                   | 20,806         |                  | 179,208                  |
| 71100                          | 429 Instructional Supplies & Materials          | 1,022,572                 |                | (232,615)        | 789,957                  |
| 71100                          | 599 Other Charges: field trips/charter reimburs | 201,110                   | 48,605         | -                | 249,715                  |
| 71100                          | 722 Instructional Equipment                     | 413,529                   | 146,209        |                  | 559,738                  |
| <b>Total 71100</b>             |   | <b>7,095,703</b>          | <b>317,754</b> | <b>(325,573)</b> | <b>7,087,884</b>         |
| 72130                          | 123 Guidance Personnel                          | 71,862                    |                |                  | 71,862                   |
| 72130                          | 130 Social Worker                               | 70,762                    |                | (2,000)          | 68,762                   |
| 72130                          | 189 Other Salaries & Wages                      | 929,739                   | 155,472        |                  | 1,085,211                |
| 72130                          | 201 Social Security                             | 66,583                    | 9,515          |                  | 76,098                   |
| 72130                          | 204 State Retirement                            | 121,560                   | 22,548         |                  | 144,108                  |
| 72130                          | 206 Life Insurance                              | 1,430                     | 293            |                  | 1,723                    |
| 72130                          | 207 Health Insurance                            | 209,000                   | 42,750         |                  | 251,750                  |
| 72130                          | 208 Dental Insurance                            | 7,590                     | 1,553          |                  | 9,143                    |
| 72130                          | 210 Unemployment Compensation                   | 3,960                     | 810            |                  | 4,770                    |
| 72130                          | 212 Medicare                                    | 15,575                    | 2,224          |                  | 17,799                   |
| 72130                          | 299 Other Fringe Benefits                       | 1,745                     | 294            |                  | 2,039                    |
| 72130                          | 355 Travel                                      | 5,600                     |                |                  | 5,600                    |
| 72130                          | 399 Contracted Services                         | 18,794                    | 1,895          |                  | 20,689                   |
| 72130                          | 499 Other Supplies & Materials                  | 54,796                    | 8,001          |                  | 62,797                   |
| 72130                          | 599 Other Charges                               | 476,948                   |                | (16,961)         | 459,987                  |
| 72130                          | 790 Parent Resource Equipment                   | 1,238                     |                |                  | 1,238                    |
| <b>Total 72130</b>             |   | <b>2,057,182</b>          | <b>245,355</b> | <b>(18,961)</b>  | <b>2,283,576</b>         |

| FUNCTION OBJECT | EXPENDITURE DESCRIPTION               | AMENDED BUDGET 11/21/2019 | INCREASES      | DECREASES        | AMENDED BUDGET 1/16/2020 |
|-----------------|---------------------------------------|---------------------------|----------------|------------------|--------------------------|
| 72210           | 105 Supervisor/Director, Coordinators | 169,248                   | -              |                  | 169,248                  |
| 72210           | 138 Technician                        | -                         |                | -                | -                        |
| 72210           | 162 Classified Extended Contracts     | 25,096                    |                |                  | 25,096                   |
| 72210           | 189 Other Salaries                    | 2,317,005                 |                | (245,866)        | 2,071,139                |
| 72210           | 196 Stipends                          | 181,954                   | 34,005         |                  | 215,959                  |
| 72210           | 201 Social Security                   | 163,809                   |                | (13,133)         | 150,676                  |
| 72210           | 204 State Retirement                  | 272,166                   |                | (22,586)         | 249,580                  |
| 72210           | 206 Life Insurance                    | 2,334                     |                | (260)            | 2,074                    |
| 72210           | 207 Health Insurance                  | 331,360                   |                | (38,000)         | 293,360                  |
| 72210           | 208 Dental Insurance                  | 12,035                    |                | (1,380)          | 10,655                   |
| 72210           | 210 Unemployment Compensation         | 6,278                     |                | (720)            | 5,558                    |
| 72210           | 212 Medicare                          | 39,094                    |                | (3,105)          | 35,989                   |
| 72210           | 299 Other Fringe Benefits             | 4,803                     |                | (495)            | 4,308                    |
| 72210           | 308 Consultants                       | 121,341                   | 4,160          |                  | 125,501                  |
| 72210           | 355 Travel                            | 100                       | 4,000          |                  | 4,100                    |
| 72210           | 499 Supplies & Materials (Staff Dev)  | 54,144                    |                | (657)            | 53,487                   |
| 72210           | 524 Staff Development                 | 223,753                   | 59,954         |                  | 283,707                  |
| 72210           | 599 Other Charges                     | 311,348                   |                | (2,855)          | 308,493                  |
| 72210           | 790 Other Equipment                   | 2,025                     | 249            |                  | 2,274                    |
|                 | <b>Total 72210</b>                    | <b>4,237,893</b>          | <b>102,368</b> | <b>(329,057)</b> | <b>4,011,204</b>         |
| 72250           | 189 Other Salaries                    | 116,460                   | -              |                  | 116,460                  |
| 72250           | 201 Social Security                   | 7,220                     | -              |                  | 7,220                    |
| 72250           | 204 State Retirement                  | 17,354                    | -              |                  | 17,354                   |
| 72250           | 206 Life Insurance                    | 260                       | -              |                  | 260                      |
| 72250           | 207 Health Insurance                  | 38,000                    | -              |                  | 38,000                   |
| 72250           | 208 Dental Insurance                  | 1,380                     | -              |                  | 1,380                    |
| 72250           | 210 Unemployment Compensation         | 720                       | -              |                  | 720                      |
| 72250           | 212 Medicare                          | 1,688                     | -              |                  | 1,688                    |
| 72250           | 299 Other Fringe Benefits             | 233                       | -              |                  | 233                      |
| 72250           | 599 Other Charges                     | 83,518                    |                | (5,573)          | 77,945                   |
|                 | <b>Total 72250</b>                    | <b>266,833</b>            | <b>-</b>       | <b>(5,573)</b>   | <b>261,260</b>           |
| 72710           | 314 Choice Transportation             | 113,676                   | 13,687         |                  | 127,363                  |
|                 | <b>Total 72710</b>                    | <b>113,676</b>            | <b>13,687</b>  | <b>-</b>         | <b>127,363</b>           |
| 99000           | 590 Indirect Costs                    | 359,230                   |                | -                | 359,230                  |
|                 | <b>Total 99000</b>                    | <b>359,230</b>            | <b>-</b>       | <b>-</b>         | <b>359,230</b>           |
|                 | <b>GRAND TOTAL</b>                    | <b>14,130,517</b>         | <b>679,164</b> | <b>(679,164)</b> | <b>14,130,517</b>        |

HAMILTON COUNTY DEPT OF EDUCATION  
 FEDERAL PROGRAMS  
 TITLE I IMPROVING BASIC PROGRAMS  
 BUDGET FISCAL YEAR 2019-2020  
 FUND 050  
 AGENCY 142  
 ORGANIZATION 101  
 GRANT SUMMARY--BUDGET

|                     |                                      | 21011000         | 21013*   | Public &       | 21011036         | 2101104*         |                |
|---------------------|--------------------------------------|------------------|----------|----------------|------------------|------------------|----------------|
|                     |                                      | Indirect costs   | Eight    | Charter        | Pre-K            | System-wide      |                |
|                     |                                      | & Transfers      | Private  | School         | Summary          | School Support   |                |
|                     | Total                                | 100              | Schools  | Summary        | 103              | 104              |                |
| <b>EXPENDITURES</b> |                                      |                  |          |                |                  |                  |                |
| 51101161            | Teachers                             | 1,260,594        |          | 687,324        | 512,037          | 61,233           |                |
| 51101166            | Teachers Part-time/Interventionists  | 960,176          | 27,562   | 932,614        |                  |                  |                |
| 51101345            | Instructional Personnel--Tutors      | 158,518          | 21,058   | 137,460        |                  |                  |                |
| 51101409            | Teachers Supplements                 | 504,939          | 4,348    | 447,491        |                  | 53,100           |                |
| 51101631            | Educational Assistants               | 990,964          |          | 496,045        | 494,919          |                  |                |
| 51101881            | Teacher Bonuses                      | 65,000           |          |                |                  | 65,000           |                |
| 51101899            | Other Salaries and Wages             | 14,116           |          | 14,116         |                  |                  |                |
| 51101981            | Substitutes                          | 44,257           |          | 44,257         |                  |                  |                |
| 51102011            | Social Security                      | 247,906          | 3,284    | 171,073        | 62,431           | 11,118           |                |
| 51102041            | State Retirement                     | 328,399          | 461      | 180,308        | 128,567          | 19,063           |                |
| 51102061            | Life Insurance                       | 4,160            |          | 1,950          | 2,145            | 65               |                |
| 51102071            | Health Insurance                     | 608,000          |          | 285,000        | 313,500          | 9,500            |                |
| 51102081            | Dental Insurance                     | 22,080           |          | 10,350         | 11,385           | 345              |                |
| 51102101            | Unemployment Compensation            | 11,520           |          | 5,400          | 5,940            | 180              |                |
| 51102121            | Medicare                             | 57,941           | 727      | 40,013         | 14,600           | 2,601            |                |
| 51102991            | Fringe Benefits                      | 4,270            |          | 2,134          | 2,014            | 122              |                |
| 51103361            | Maintenance & Repair - Equipment     | 26,426           |          | 26,426         |                  |                  |                |
| 51103999            | Contracted Services                  | 179,208          | 145,687  | 33,521         |                  |                  |                |
| 51104291            | Instructional Supplies & Materials   | 789,957          | 24,703   | 734,768        | 5,000            | 25,486           |                |
| 51105999            | Charges-field trips, etc             | 249,715          | 4,000    | 238,939        |                  | 6,776            |                |
| 51107221            | Instructional Equipment              | 559,738          | 4,760    | 554,978        |                  |                  |                |
|                     | <b>Total 71100</b>                   | <b>7,087,884</b> | <b>0</b> | <b>236,590</b> | <b>5,044,167</b> | <b>1,552,538</b> | <b>254,589</b> |
| 52131231            | Guidance Personnel                   | 71,862           |          | 71,862         |                  |                  |                |
| 52131301            | Social Worker                        | 68,762           |          |                | 65,762           | 3,000            |                |
| 52131894            | Parent Coordinator Part-time/College | 163,698          |          | 163,698        |                  |                  |                |
| 52131899            | Other Salaries & Wages               | 921,513          |          | 662,194        | 39,555           | 219,764          |                |
| 52132011            | Social Security                      | 76,098           |          | 55,758         | 6,529            | 13,811           |                |
| 52132041            | State Retirement                     | 144,108          |          | 101,703        | 12,915           | 29,490           |                |
| 52132061            | Life Insurance                       | 1,723            |          | 1,268          | 130              | 325              |                |
| 52132071            | Health Insurance                     | 251,750          |          | 185,250        | 19,000           | 47,500           |                |
| 52132081            | Dental Insurance                     | 9,143            |          | 6,728          | 690              | 1,725            |                |
| 52132101            | Unemployment Compensation            | 4,770            |          | 3,510          | 360              | 900              |                |
| 52132121            | Medicare                             | 17,799           |          | 13,041         | 1,528            | 3,230            |                |
| 52132991            | Fringe Benefits                      | 2,039            |          | 1,390          | 210              | 439              |                |
| 52133551            | Travel                               | 5,600            |          |                | 5,500            | 100              |                |
| 52133995            | Contracted Services - Software Licen | 11,500           |          | 11,500         |                  |                  |                |
| 52133999            | Contracted Services                  | 9,189            | 500      | 8,689          |                  |                  |                |
| 52134999            | Materials & Supplies                 | 62,797           | 483      | 51,406         |                  | 10,908           |                |
| 52135999            | Charges-Parent Mtg expenses          | 210,990          | 2,283    | 208,457        | 250              | 0                |                |
| 52135999            | Other Charges: set aside reserve of  | 248,997          |          |                |                  | 248,997          |                |
| 52137901            | Parent Resource Equipment            | 1,238            |          | 1,238          |                  |                  |                |
|                     | <b>Total 72130</b>                   | <b>2,283,576</b> | <b>0</b> | <b>3,266</b>   | <b>1,547,692</b> | <b>152,429</b>   | <b>580,189</b> |

HAMILTON COUNTY DEPT OF EDUCATION  
 FEDERAL PROGRAMS  
 TITLE I IMPROVING BASIC PROGRAMS  
 BUDGET FISCAL YEAR 2019-2020  
 FUND 050  
 AGENCY 142  
 ORGANIZATION 101  
 GRANT SUMMARY--BUDGET

|          |  | 21011000          | 21013*         | Public &       | 21011036         | 2101104*         |
|----------|--|-------------------|----------------|----------------|------------------|------------------|
|          |  | Indirect costs    | Eight          | Charter        | Pre-K            | System-wide      |
|          |  | & Transfers       | Private        | School         | Summary          | School Support   |
|          |  | 100               | Schools        | Summary        | 103              | 104              |
|          | Total                                  |                   |                |                |                  |                  |
| 52211051 | Supervisor/Director                    | 91,587            |                |                |                  | 91,587           |
| 52211053 | Coordinators                           | 77,661            |                |                |                  | 77,661           |
| 52211381 | Technician                             | 0                 |                | 0              |                  |                  |
| 52211621 | Classified Extended Contracts          | 25,096            |                | 25,096         |                  |                  |
| 52211894 | Contracted Personnel--Part-time        | 101,375           |                | 101,375        |                  |                  |
| 52211899 | Salaries--Curriculum Coaches           | 1,969,764         |                | 1,380,451      |                  | 589,313          |
| 52211961 | Stipends                               | 215,959           |                | 215,959        |                  |                  |
| 52212011 | Social Security                        | 150,676           |                | 103,497        |                  | 47,179           |
| 52212041 | State Retirement                       | 249,580           |                | 167,839        |                  | 81,741           |
| 52212061 | Life Insurance                         | 2,074             |                | 1,464          |                  | 610              |
| 52212071 | Health Insurance                       | 293,360           |                | 204,250        |                  | 89,110           |
| 52212081 | Dental Insurance                       | 10,655            |                | 7,419          |                  | 3,236            |
| 52212101 | Unemployment Compensation              | 5,558             |                | 3,870          |                  | 1,688            |
| 52212121 | Medicare                               | 35,989            |                | 24,990         |                  | 10,999           |
| 52212991 | Other Fringe Benefits                  | 4,308             |                | 2,839          |                  | 1,469            |
| 52213081 | Consultants                            | 125,501           | 26,294         | 99,107         |                  | 100              |
| 52213551 | Travel: food, lodging, transportation  | 4,100             |                |                |                  | 4,100            |
| 52214999 | Supplies & Materials (Staff Dev)       | 53,487            | 11,769         | 41,618         |                  | 100              |
| 52215241 | Staff Development                      | 283,707           | 57,272         | 226,335        |                  | 100              |
| 52215999 | Staff Training Materials, Mtg expenses | 308,493           |                | 308,493        |                  |                  |
| 52217901 | Other Equipment                        | 2,274             | 1,000          | 1,274          |                  |                  |
|          | <b>Total 72210</b>                     | <b>4,011,204</b>  | <b>0</b>       | <b>96,335</b>  | <b>2,915,876</b> | <b>0</b>         |
| 52251899 | Computer Technician                    | 116,460           |                | 116,460        |                  |                  |
| 52252011 | Social Security                        | 7,220             |                | 7,220          |                  |                  |
| 52252041 | State Retirement                       | 17,354            |                | 17,354         |                  |                  |
| 52252061 | Life Insurance                         | 260               |                | 260            |                  |                  |
| 52252071 | Health Insurance                       | 38,000            |                | 38,000         |                  |                  |
| 52252081 | Dental Insurance                       | 1,380             |                | 1,380          |                  |                  |
| 52252101 | Unemployment Compensation              | 720               |                | 720            |                  |                  |
| 52252121 | Medicare                               | 1,688             |                | 1,688          |                  |                  |
| 52252991 | Other Fringe Benefits                  | 233               |                | 233            |                  |                  |
| 52255999 | Charges: Charter Tech Reimbursemen     | 77,945            |                | 77,945         |                  |                  |
|          | <b>Total 72250</b>                     | <b>261,260</b>    | <b>0</b>       | <b>0</b>       | <b>261,260</b>   | <b>0</b>         |
| 52713141 | Choice Transportation                  | 127,363           | 3,231          | 124,132        |                  | 0                |
|          | <b>Total 72710</b>                     | <b>127,363</b>    | <b>0</b>       | <b>3,231</b>   | <b>124,132</b>   | <b>0</b>         |
| 59005901 | Indirect Costs                         | 359,230           | 359,230        |                |                  |                  |
|          | <b>Total 99000</b>                     | <b>359,230</b>    | <b>359,230</b> | <b>0</b>       | <b>0</b>         | <b>0</b>         |
|          | <b>GRAND TOTAL</b>                     | <b>14,130,517</b> | <b>359,230</b> | <b>339,422</b> | <b>9,893,127</b> | <b>1,704,967</b> |
|          |  |                   |                |                | <b>1,704,967</b> | <b>1,833,771</b> |

HAMILTON COUNTY DEPT OF EDUCATION  
 FEDERAL PROGRAMS  
 TITLE I IMPROVING BASIC PROGRAMS  
 BUDGET FISCAL YEAR 2019-2020  
 FUND 050  
 AGENCY 142  
 ORGANIZATION 101  
 PUBLIC & CHARTER SCHOOL SUMMARY--  
 BUDGET

|   | Central High     | East Ridge High | Red Bank High  | Sequoyah High | Brainerd      | HSAT          | Lookout Val High | Tyner High    |                |
|---|------------------|-----------------|----------------|---------------|---------------|---------------|------------------|---------------|----------------|
| Total   | 501              | 502             | 505            | 507           | 510           | 514           | 515              | 516           |                |
| <b>EXPENDITURES</b>                                       |                  |                 |                |               |               |               |                  |               |                |
| <u>71100--Regular Instruction</u>                         |                  |                 |                |               |               |               |                  |               |                |
| 51101161 Teachers   | 687,324          |                 |                |               |               |               |                  |               |                |
| 51101166 Interventionists (part-time)                     | 932,614          |                 |                |               |               | 30,500        |                  |               |                |
| 51101345 Instructional Personnel--Tutors                  | 137,460          | 5,000           |                |               | 7,500         |               |                  |               |                |
| 51101409 Teachers Supplements                             | 447,491          | 11,000          | 25,000         | 8,750         | 20,000        | 20,000        | 15,269           | 7,200         |                |
| 51101631 Educational Assistants                           | 496,045          |                 | 10,089         | 12,220        |               | 3,552         |                  | 22,714        |                |
| 51101899 Other Saleries and Wages                         | 14,116           |                 |                |               |               | 6,116         |                  |               |                |
| 51101981 Substitutes Non Degreed                          | 44,257           |                 | 2,550          |               | 170           |               | 1,020            |               |                |
| 51102011 Social Security                                  | 171,073          | 682             | 2,644          | 1,998         | 543           | 2,314         | 3,131            | 1,854         |                |
| 51102041 State Retirement                                 | 180,308          | 1,169           | 3,407          | 3,956         | 930           | 3,574         | 2,126            | 4,167         |                |
| 51102061 Life Insurance                                   | 1,950            |                 |                | 65            |               |               |                  | 65            |                |
| 51102071 Health Insurance                                 | 285,000          |                 |                | 9,500         |               |               |                  | 9,500         |                |
| 51102081 Dental Insurance                                 | 10,350           |                 |                | 345           |               |               |                  | 345           |                |
| 51102101 Unemployment Compensation                        | 5,400            |                 |                | 180           |               |               |                  | 180           |                |
| 51102121 Medicare   | 40,013           | 160             | 619            | 467           | 127           | 543           | 732              | 433           |                |
| 51102991 Other Fringe Benefits                            | 2,134            |                 |                | 24            |               | 7             |                  | 45            |                |
| 51103361 Maintenance & Repair - Equipment                 | 26,426           |                 |                |               | 362           |               |                  |               |                |
| 51103999 Contracted Services-SES, Storytellers            | 33,521           |                 |                | 2,500         |               |               |                  |               |                |
| 51104291 Instructional Supplies & Materials               | 734,768          | 7,964           | 50,359         | 2,567         | 2,285         | 8,497         | 12,042           | 13,016        |                |
| 51105999 Charges: field trips, etc                        | 238,939          |                 | 6,471          |               | 3,000         | 18,500        | 3,036            |               |                |
| 51107221 Instructional Equipment                          | 554,978          | 0               | 35,438         | 14,158        | 4,000         | 5,000         | 24,500           | 10,000        |                |
| <b>Total 71100</b>  | <b>5,044,167</b> | <b>20,975</b>   | <b>141,577</b> | <b>67,980</b> | <b>19,635</b> | <b>76,135</b> | <b>59,525</b>    | <b>55,700</b> | <b>69,519</b>  |
| <u>72130--Other Student Support--Parental Involvement</u> |                  |                 |                |               |               |               |                  |               |                |
| 52131231 Guidance Personnel                               | 71,862           |                 |                |               |               |               |                  |               |                |
| 52131894 Parent Coordinator Part-time/ College            | 163,698          |                 | 35,000         |               |               |               |                  |               |                |
| 52131899 Parent Coordinator/Family Ptnr Sp/ Co            | 662,194          |                 |                |               | 46,762        | 105,000       |                  | 78,957        |                |
| 52132011 Social Security                                  | 55,758           |                 | 2,170          |               | 2,899         | 6,511         |                  | 4,895         |                |
| 52132041 State Retirement                                 | 101,703          |                 |                |               | 7,006         | 15,728        |                  | 11,828        |                |
| 52132061 Life Insurance                                   | 1,268            |                 |                |               | 98            | 195           |                  | 130           |                |
| 52132071 Health Insurance                                 | 185,250          |                 |                |               | 14,250        | 28,500        |                  | 19,000        |                |
| 52132081 Dental Insurance                                 | 6,728            |                 |                |               | 518           | 1,035         |                  | 690           |                |
| 52132101 Unemployment Compensation                        | 3,510            |                 |                |               | 270           | 540           |                  | 360           |                |
| 52132121 Medicare   | 13,041           |                 | 508            |               | 677           | 1,523         |                  | 1,145         |                |
| 52132991 Other Fringe Benefits                            | 1,390            |                 |                |               | 94            | 211           |                  | 158           |                |
| 52133995 Contracted Services - Software Licenc            | 11,500           |                 | 5,500          |               |               |               |                  |               |                |
| 52133999 Contracted Services                              | 8,689            |                 |                |               |               |               |                  | 5,000         |                |
| 52134999 Parent Involvement Supplies & Materials          | 51,406           | 2,808           |                | 3,600         | 150           | 1,400         |                  | 2,000         |                |
| 52135999 Charges-Parent Mtg expenses                      | 208,457          |                 | 3,828          | 1,000         | 850           | 2,002         | 2,500            | 1,158         | 2,000          |
| 52137901 Parent Resource Equipment                        | 1,238            |                 |                |               |               |               |                  |               |                |
| <b>Total 72130</b>  | <b>1,547,692</b> | <b>2,808</b>    | <b>47,006</b>  | <b>4,600</b>  | <b>1,000</b>  | <b>75,976</b> | <b>161,743</b>   | <b>1,158</b>  | <b>126,163</b> |

HAMILTON COUNTY DEPT OF EDUCATION  
 FEDERAL PROGRAMS  
 TITLE I IMPROVING BASIC PROGRAMS  
 BUDGET FISCAL YEAR 2019-2020  
 FUND 050  
 AGENCY 142  
 ORGANIZATION 101  
 PUBLIC & CHARTER SCHOOL SUMMARY--  
 BUDGET

|                                   | Total                                  | Central High 501 | East Ridge High 502 | Red Bank High 505 | Sequoyah High 507 | Brainerd 510  | HSAT 514       | Lookout Val High 515 | Tyner High 516 |                |
|-----------------------------------|--|------------------|---------------------|-------------------|-------------------|---------------|----------------|----------------------|----------------|----------------|
| <b>72210--Support Instruction</b> |  |                  |                     |                   |                   |               |                |                      |                |                |
| 52211381                          | Instructional Technology               | 0                |                     |                   |                   |               |                |                      |                |                |
| 52211621                          | Classified Extended Contract           | 25,096           | 3,500               | 1,500             |                   |               | 4,396          | 1,200                |                |                |
| 52211894                          | Part-time Curriculum Coach             | 101,375          | 11,216              | 22,500            | 25,916            | 16,740        |                |                      |                |                |
| 52211899                          | Coach/other salaries                   | 1,380,451        | 58,712              | 62,385            | 53,650            |               | 131,085        | 208,636              |                |                |
| 52211961                          | Stipends                               | 215,959          |                     | 7,500             | 4,500             |               | 4,815          | 911                  | 5,200          |                |
| 52212011                          | Social Security                        | 103,497          | 4,553               | 5,821             | 5,212             | 1,038         | 8,426          | 13,264               | 396            |                |
| 52212041                          | State Retirement                       | 167,839          | 6,765               | 7,653             | 6,181             |               | 14,447         | 22,934               | 733            |                |
| 52212061                          | Life Insurance                         | 1,464            | 65                  | 65                | 65                |               | 130            | 228                  |                |                |
| 52212071                          | Health Insurance                       | 204,250          | 9,500               | 9,500             | 9,500             |               | 19,000         | 33,250               |                |                |
| 52212081                          | Dental Insurance                       | 7,419            | 345                 | 345               | 345               |               | 690            | 1,208                |                |                |
| 52212101                          | Unemployment Compensation              | 3,870            | 180                 | 180               | 180               |               | 360            | 630                  |                |                |
| 52212121                          | Medicare                               | 24,990           | 1,065               | 1,362             | 1,219             | 243           | 1,970          | 3,102                | 92             |                |
| 52212991                          | Other Fringe Benefits                  | 2,839            | 124                 | 128               | 107               |               | 261            | 426                  | 2              |                |
| 52213081                          | Consultants                            | 99,107           |                     | 0                 |                   |               | 8,000          |                      | 10,121         |                |
| 52214999                          | Other Supplies (Staff Development)     | 41,618           |                     | 1,000             | 2,500             |               | 2,000          |                      | 218            |                |
| 52215241                          | Staff Development                      | 226,335          |                     | 650               | 10,000            |               | 10,000         | 5,000                | 1,000          |                |
| 52215999                          | Staff Training Materials, Mtg expenses | 308,493          |                     |                   |                   |               |                |                      |                |                |
| 52217901                          | Other Equipment                        | 1,274            |                     |                   |                   |               |                | 500                  |                |                |
|                                   | <b>Total 72210</b>                     | <b>2,915,876</b> | <b>96,025</b>       | <b>120,589</b>    | <b>119,375</b>    | <b>18,021</b> | <b>201,184</b> | <b>293,985</b>       | <b>9,341</b>   | <b>20,121</b>  |
| 52251899                          | Computer Technician                    | 116,460          |                     |                   |                   |               | 25,000         |                      |                |                |
| 52252011                          | Social Security                        | 7,220            |                     |                   |                   |               | 1,550          |                      |                |                |
| 52252041                          | State Retirement                       | 17,354           |                     |                   |                   |               | 3,745          |                      |                |                |
| 52252061                          | Life Insurance                         | 260              |                     |                   |                   |               | 65             |                      |                |                |
| 52252071                          | Health Insurance                       | 38,000           |                     |                   |                   |               | 9,500          |                      |                |                |
| 52252081                          | Dental Insurance                       | 1,380            |                     |                   |                   |               | 345            |                      |                |                |
| 52252101                          | Unemployment Compensation              | 720              |                     |                   |                   |               | 180            |                      |                |                |
| 52252121                          | Medicare                               | 1,688            |                     |                   |                   |               | 362            |                      |                |                |
| 52252991                          | Other Fringe Benefits                  | 233              |                     |                   |                   |               | 50             |                      |                |                |
| 52255999                          | Charges: Charter Tech Reimbursemen     | 77,945           |                     |                   |                   |               |                |                      |                |                |
|                                   | <b>Total 72250</b>                     | <b>261,260</b>   | <b>0</b>            | <b>0</b>          | <b>0</b>          | <b>0</b>      | <b>40,797</b>  | <b>0</b>             | <b>0</b>       |                |
| 52713141                          | Contracts w Public Carriers            | 124,132          |                     | 6,000             | 2,200             |               | 20,500         | 4,000                |                |                |
|                                   | <b>Total 72710</b>                     | <b>124,132</b>   | <b>0</b>            | <b>6,000</b>      | <b>2,200</b>      | <b>0</b>      | <b>20,500</b>  | <b>4,000</b>         | <b>15,000</b>  |                |
|                                   | <b>GRAND TOTAL</b>                     | <b>9,893,127</b> | <b>119,808</b>      | <b>315,172</b>    | <b>194,155</b>    | <b>38,656</b> | <b>373,795</b> | <b>560,050</b>       | <b>66,199</b>  | <b>230,803</b> |

HAMILTON COUNTY DEPT OF EDUCATION  
 FEDERAL PROGRAMS  
 TITLE I IMPROVING BASIC PROGRAMS  
 BUDGET FISCAL YEAR 2019-2020  
 FUND 050  
 AGENCY 142  
 ORGANIZATION 101  
 PUBLIC & CHARTER SCHOOL SUMMARY--  
 BUDGET

| Charter                  | Charter     | Charter     | Charter            |        |           |          |          |                 |          |              |        |             |                |  |  |
|--------------------------|-------------|-------------|--------------------|--------|-----------|----------|----------|-----------------|----------|--------------|--------|-------------|----------------|--|--|
| Chattanooga              | Chattanooga | Chattanooga | Chattanooga        | Brown  | East      | Ooltewah | Red Bank | Howard          | Dalewood | East         | Hixson | Orchard     | Tyner          |  |  |
| Leadership of Excellence | Charter Sch | Charter Sch | Preparatory School | Middle | Ridge Mid | Middle   | Middle   | Connect Academy | Middle   | Lake Academy | Middle | Knob Middle | Middle Academy |  |  |
| 530                      | 532         | 632         | 393                | 602    | 603       | 604      | 605      | 610             | 613      | 614          | 615    | 616         | 618            |  |  |

**EXPENDITURES**

71100--Regular Instruction

|          |                                       |               |               |               |               |               |                |               |                |               |                |                |               |                |                |
|----------|---------------------------------------|---------------|---------------|---------------|---------------|---------------|----------------|---------------|----------------|---------------|----------------|----------------|---------------|----------------|----------------|
| 51101161 | Teachers                              |               |               |               |               |               | 60,698         |               | 30,000         | 54,539        |                |                |               |                |                |
| 51101166 | Interventionists (part-time)          |               |               |               | 57,120        |               | 31,680         |               | 25,250         | 31,898        | 51,340         |                |               |                |                |
| 51101345 | Instructional Personnel--Tutors       |               |               | 21,390        |               |               |                | 8,325         |                | 15,660        |                | 8,280          |               |                |                |
| 51101409 | Teachers Supplements                  |               |               | 14,000        | 52,000        | 20,000        | 15,000         |               | 10,000         | 4,000         | 4,000          | 20,000         | 30,000        |                |                |
| 51101631 | Educational Assistants                |               |               |               |               |               |                | 7,308         | 18,387         |               |                | 55,032         |               |                |                |
| 51101899 | Other Salaries and Wages              |               |               |               |               |               |                |               |                |               |                | 8,000          |               |                |                |
| 51101981 | Substitutes Non Degreed               |               |               | 510           | 3,525         |               |                | 100           |                | 850           | 1,825          | 200            |               |                |                |
| 51102011 | Social Security                       |               |               | 2,225         | 6,984         | 1,240         | 6,657          | 975           | 5,186          | 6,631         | 3,544          | 5,674          | 1,860         |                |                |
| 51102041 | State Retirement                      |               |               | 1,488         | 5,528         | 2,126         | 8,047          |               | 7,006          | 6,222         | 425            | 11,567         | 3,189         |                |                |
| 51102061 | Life Insurance                        |               |               |               |               |               | 65             |               | 65             | 65            |                | 195            |               |                |                |
| 51102071 | Health Insurance                      |               |               |               |               |               | 9,500          |               | 9,500          | 9,500         |                | 28,500         |               |                |                |
| 51102081 | Dental Insurance                      |               |               |               |               |               | 345            |               | 345            | 345           |                | 1,035          |               |                |                |
| 51102101 | Unemployment Compensation             |               |               |               |               |               | 180            |               | 180            | 180           |                | 540            |               |                |                |
| 51102121 | Medicare                              |               |               | 521           | 1,633         | 290           | 1,557          | 228           | 1,213          | 1,550         | 829            | 1,327          | 435           |                |                |
| 51102991 | Other Fringe Benefits                 |               |               |               |               |               | 121            |               | 97             | 109           |                | 110            |               |                |                |
| 51103361 | Maintenance & Repair - Equipment      |               |               |               | 750           |               |                |               | 2,000          |               |                | 500            | 396           |                |                |
| 51103999 | Contracted Services-SES, Storytellers |               |               |               |               |               |                |               | 1,500          |               | 2,500          |                |               |                |                |
| 51104291 | Instructional Supplies & Materials    | 15,785        |               | 5,000         | 22,573        | 38,096        | 16,808         | 5,929         | 19,625         | 14,029        | 31,651         | 10,301         | 25,025        | 48,765         |                |
| 51105999 | Charges: field trips, etc             | 32,781        | 44,144        | 50,076        | 18,542        | 2,000         | 2,000          |               | 5,000          | 1,500         | 18,844         |                | 5,344         | 5,000          |                |
| 51107221 | Instructional Equipment               |               |               |               | 6,136         | 25,800        | 16,047         | 1,396         | 12,000         | 8,000         | 12,000         | 7,000          | 48,500        | 25,905         |                |
|          | <b>Total 71100</b>                    | <b>48,566</b> | <b>44,144</b> | <b>50,076</b> | <b>23,542</b> | <b>68,843</b> | <b>193,436</b> | <b>56,511</b> | <b>141,175</b> | <b>53,561</b> | <b>134,258</b> | <b>194,044</b> | <b>81,764</b> | <b>219,829</b> | <b>115,550</b> |

72130--Other Student Support--Parental Involvement

|          |   |               |               |               |              |              |               |              |               |               |               |               |              |               |                |
|----------|---|---------------|---------------|---------------|--------------|--------------|---------------|--------------|---------------|---------------|---------------|---------------|--------------|---------------|----------------|
| 52131231 | Guidance Personnel                      |               |               |               |              | 48,944       |               | 22,918       |               |               |               |               |              |               |                |
| 52131894 | Parent Coordinator Part-time/ College   |               |               |               |              |              |               |              | 8,325         |               |               |               |              |               |                |
| 52131899 | Parent Coordinator/Family Ptnr Sp/ Co   |               |               |               |              |              |               | 13,908       |               | 37,417        | 54,104        | 24,170        | 76,960       |               |                |
| 52132011 | Social Security                         |               |               |               |              | 3,035        |               | 2,283        | 516           | 2,320         | 3,354         | 1,499         | 4,772        |               |                |
| 52132041 | State Retirement                        |               |               |               |              | 5,203        |               | 2,083        |               | 5,605         | 5,408         | 3,621         | 11,528       |               |                |
| 52132061 | Life Insurance                          |               |               |               |              | 65           |               | 26           |               | 65            | 65            | 65            | 130          |               |                |
| 52132071 | Health Insurance                        |               |               |               |              | 9,500        |               | 3,800        |               | 9,500         | 9,500         | 9,500         | 19,000       |               |                |
| 52132081 | Dental Insurance                        |               |               |               |              | 345          |               | 138          |               | 345           | 345           | 345           | 690          |               |                |
| 52132101 | Unemployment Compensation               |               |               |               |              | 180          |               | 72           |               | 180           | 180           | 180           | 360          |               |                |
| 52132121 | Medicare                                |               |               |               |              | 710          |               | 534          | 121           | 543           | 784           | 351           | 1,116        |               |                |
| 52132991 | Other Fringe Benefits                   |               |               |               |              | 98           |               | 28           |               | 75            | 73            | 49            | 154          |               |                |
| 52133995 | Contracted Services - Software Licenc   |               |               |               |              |              |               |              |               |               |               |               |              |               |                |
| 52133999 | Contracted Services                     |               |               |               |              |              |               | 495          |               |               |               |               |              |               |                |
| 52134999 | Parent Involvement Supplies & Materials |               |               | 6,501         | 1,161        | 500          | 1,422         | 1,500        | 1,637         | 1,000         | 300           | 500           | 1,344        | 1,500         |                |
| 52135999 | Charges-Parent Mtg expenses             | 31,094        | 60,645        | 49,358        | 1,161        | 4,700        | 1,422         | 1,500        | 1,500         | 1,000         | 5,630         | 1,708         | 2,844        | 1,890         |                |
| 52137901 | Parent Resource Equipment               |               |               |               |              |              |               |              |               |               |               |               |              |               |                |
|          | <b>Total 72130</b>                      | <b>31,094</b> | <b>60,645</b> | <b>49,358</b> | <b>6,501</b> | <b>2,322</b> | <b>73,280</b> | <b>2,844</b> | <b>49,285</b> | <b>12,099</b> | <b>58,050</b> | <b>79,743</b> | <b>2,208</b> | <b>43,968</b> | <b>118,100</b> |



HAMILTON COUNTY DEPT OF EDUCATION  
 FEDERAL PROGRAMS  
 TITLE I IMPROVING BASIC PROGRAMS  
 BUDGET FISCAL YEAR 2019-2020  
 FUND 050  
 AGENCY 142  
 ORGANIZATION 101  
 PUBLIC & CHARTER SCHOOL SUMMARY--  
 BUDGET

|   | Alpine<br>Crest<br>702 | East<br>Ridge<br>Elem<br>707 | Harrison<br>Elem<br>710 | N Hamilton<br>Elem<br>715 | Wolftever<br>Creek<br>Elem<br>717 | Red<br>Bank<br>Elem<br>718 | Soddy<br>Elem<br>722 | Spring<br>Creek<br>Elem<br>723 | Barger<br>Acad<br>729 | Clifton Hills<br>Elem<br>731 | Donaldson<br>Elem<br>732 | Dupont<br>Elem<br>736 | East<br>Brainerd<br>Elem<br>737 |
|---|------------------------|------------------------------|-------------------------|---------------------------|-----------------------------------|----------------------------|----------------------|--------------------------------|-----------------------|------------------------------|--------------------------|-----------------------|---------------------------------|
| <b>EXPENDITURES</b>                                       |                        |                              |                         |                           |                                   |                            |                      |                                |                       |                              |                          |                       |                                 |
| <u>71100--Regular Instruction</u>                         |                        |                              |                         |                           |                                   |                            |                      |                                |                       |                              |                          |                       |                                 |
| 51101161  |                        | 168,936                      |                         |                           |                                   |                            |                      | 61,882                         |                       |                              | 88,184                   |                       |                                 |
| 51101166  | 41,760                 | 45,000                       | 12,000                  |                           | 33,600                            | 37,200                     | 22,192               | 44,686                         | 41,760                | 40,600                       |                          | 63,360                |                                 |
| 51101345  |                        |                              |                         | 14,175                    |                                   |                            |                      |                                |                       | 13,050                       | 31,320                   |                       |                                 |
| 51101409  |                        |                              | 11,000                  |                           |                                   | 10,000                     | 7,000                | 14,000                         |                       | 6,000                        | 4,000                    |                       |                                 |
| 51101631  | 9,891                  | 19,326                       | 0                       | 26,135                    | 17,888                            | 42,848                     | 9,360                | 65,306                         |                       |                              | 21,373                   |                       | 17,980                          |
| 51101899  |                        |                              |                         |                           |                                   |                            |                      |                                | 1,700                 | 1,706                        |                          | 5,100                 | 1,700                           |
| 51101981  |                        |                              | 4,550                   | 4,261                     |                                   |                            | 3,905                |                                |                       |                              |                          |                       |                                 |
| 51102011  | 3,202                  | 14,462                       | 1,708                   | 2,763                     | 3,192                             | 5,582                      | 2,632                | 11,525                         | 2,694                 | 3,803                        | 8,982                    | 4,244                 | 1,220                           |
| 51102041  |                        | 20,853                       | 1,169                   |                           | 2,680                             | 6,531                      | 744                  | 17,849                         |                       | 638                          | 13,001                   |                       | 2,693                           |
| 51102061  |                        | 260                          |                         |                           | 65                                | 130                        |                      | 260                            |                       |                              | 130                      |                       | 65                              |
| 51102071  |                        | 38,000                       |                         |                           | 9,500                             | 19,000                     |                      | 38,000                         |                       |                              | 19,000                   |                       | 9,500                           |
| 51102081  |                        | 1,380                        |                         |                           | 345                               | 690                        |                      | 1,380                          |                       |                              | 690                      |                       | 345                             |
| 51102101  |                        | 720                          |                         |                           | 180                               | 360                        |                      | 720                            |                       |                              | 360                      |                       | 180                             |
| 51102121  | 749                    | 3,382                        | 400                     | 647                       | 746                               | 1,305                      | 615                  | 2,696                          | 631                   | 889                          | 2,101                    | 993                   | 285                             |
| 51102991  |                        | 377                          |                         |                           | 36                                | 73                         |                      | 255                            |                       |                              | 220                      |                       | 36                              |
| 51103361  |                        |                              | 1,500                   |                           |                                   | 10,000                     |                      | 153                            | 500                   |                              |                          |                       | 1,000                           |
| 51103999  | 500                    |                              | 500                     |                           |                                   |                            |                      |                                |                       |                              |                          |                       |                                 |
| 51104291  | 6,182                  |                              | 26,303                  | 510                       |                                   | 15,750                     | 5,003                | 19,848                         | 9,371                 | 22,328                       | 30,388                   | 8,017                 | 21,484                          |
| 51105999  | 400                    |                              | 400                     |                           |                                   |                            |                      |                                | 1,000                 | 1,500                        |                          |                       |                                 |
| 51107221  |                        | 15,002                       | 35,629                  |                           |                                   | 5,000                      |                      | 7,651                          | 10,000                | 35,410                       | 35,000                   |                       | 1,000                           |
| <b>Total 71100</b>  | <b>62,684</b>          | <b>327,698</b>               | <b>95,159</b>           | <b>48,491</b>             | <b>68,232</b>                     | <b>154,469</b>             | <b>51,451</b>        | <b>286,211</b>                 | <b>67,656</b>         | <b>125,924</b>               | <b>254,749</b>           | <b>81,714</b>         | <b>57,488</b>                   |
| <u>72130--Other Student Support--Parental Involvement</u> |                        |                              |                         |                           |                                   |                            |                      |                                |                       |                              |                          |                       |                                 |
| 52131231  |                        |                              |                         |                           |                                   |                            |                      |                                |                       |                              |                          |                       |                                 |
| 52131894  |                        | 16,817                       |                         |                           |                                   |                            |                      |                                | 36,981                | 25,375                       |                          |                       |                                 |
| 52131899  |                        |                              |                         |                           | 25,012                            | 20,861                     |                      |                                |                       |                              |                          |                       | 39,556                          |
| 52132011  |                        | 1,043                        |                         |                           | 1,551                             | 1,294                      |                      |                                | 2,293                 | 1,573                        |                          |                       | 2,452                           |
| 52132041  |                        |                              |                         |                           | 3,747                             | 3,125                      |                      |                                |                       |                              |                          |                       | 5,925                           |
| 52132061  |                        |                              |                         |                           | 65                                | 39                         |                      |                                |                       |                              |                          |                       | 65                              |
| 52132071  |                        |                              |                         |                           | 9,500                             | 5,700                      |                      |                                |                       |                              |                          |                       | 9,500                           |
| 52132081  |                        |                              |                         |                           | 345                               | 207                        |                      |                                |                       |                              |                          |                       | 345                             |
| 52132101  |                        |                              |                         |                           | 180                               | 108                        |                      |                                |                       |                              |                          |                       | 180                             |
| 52132121  |                        | 244                          |                         |                           | 363                               | 302                        |                      |                                | 536                   | 368                          |                          |                       | 574                             |
| 52132991  |                        |                              |                         |                           | 50                                | 41                         |                      |                                |                       |                              |                          |                       | 79                              |
| 52133995  |                        |                              |                         |                           |                                   |                            |                      |                                |                       |                              |                          |                       |                                 |
| 52133999  | 100                    |                              | 100                     |                           |                                   |                            |                      | 1,000                          |                       |                              |                          |                       |                                 |
| 52134999  | 1,134                  |                              | 1,928                   | 1,000                     |                                   | 1,300                      |                      | 1,324                          | 1,000                 | 1,130                        | 1,000                    | 1,500                 |                                 |
| 52135999  |                        | 2,206                        | 1,902                   | 188                       |                                   | 1,328                      | 1,488                | 1,000                          | 1,268                 | 2,500                        | 1,500                    | 96                    | 3,390                           |
| 52137901  |                        |                              |                         |                           |                                   |                            |                      |                                |                       |                              |                          |                       |                                 |
| <b>Total 72130</b>  | <b>1,234</b>           | <b>20,310</b>                | <b>3,930</b>            | <b>1,188</b>              | <b>40,813</b>                     | <b>34,305</b>              | <b>1,488</b>         | <b>3,324</b>                   | <b>42,078</b>         | <b>30,946</b>                | <b>2,500</b>             | <b>1,596</b>          | <b>62,066</b>                   |

HAMILTON COUNTY DEPT OF EDUCATION  
 FEDERAL PROGRAMS  
 TITLE I IMPROVING BASIC PROGRAMS  
 BUDGET FISCAL YEAR 2019-2020  
 FUND 050  
 AGENCY 142  
 ORGANIZATION 101  
 PUBLIC & CHARTER SCHOOL SUMMARY--  
 BUDGET

|                                   | Alpine<br>Crest<br>702 | East<br>Ridge<br>Elem<br>707 | Harrison<br>Elem<br>710 | N Hamilton<br>Elem<br>715 | Wolftever<br>Creek<br>Elem<br>717 | Red<br>Bank<br>Elem<br>718 | Soddy<br>Elem<br>722 | Spring<br>Creek<br>Elem<br>723 | Barger<br>Acad<br>729 | Clifton Hills<br>Elem<br>731 | Donaldson<br>Elem<br>732 | Dupont<br>Elem<br>736 | East<br>Brainerd<br>Elem<br>737 |
|-----------------------------------|------------------------|------------------------------|-------------------------|---------------------------|-----------------------------------|----------------------------|----------------------|--------------------------------|-----------------------|------------------------------|--------------------------|-----------------------|---------------------------------|
| <b>72210--Support Instruction</b> |                        |                              |                         |                           |                                   |                            |                      |                                |                       |                              |                          |                       |                                 |
| 52211381                          |                        |                              |                         |                           |                                   |                            |                      |                                |                       |                              |                          |                       |                                 |
| 52211621                          |                        |                              |                         |                           |                                   |                            |                      |                                |                       |                              |                          |                       | 2,000                           |
| 52211894                          |                        |                              |                         |                           |                                   |                            |                      |                                |                       |                              |                          |                       |                                 |
| 52211899                          |                        |                              |                         |                           |                                   |                            |                      |                                |                       |                              |                          |                       |                                 |
| 52211961                          |                        | 58,000                       |                         |                           |                                   |                            |                      |                                | 65,877                | 138,007                      |                          |                       |                                 |
| 52212011                          |                        |                              | 23,800                  | 870                       |                                   | 20,000                     | 3,000                | 2,000                          | 5,000                 | 15,000                       | 5,000                    | 9,000                 | 10,000                          |
| 52212041                          |                        | 3,596                        | 1,476                   | 54                        |                                   | 1,240                      | 186                  | 124                            | 4,394                 | 9,486                        | 310                      | 558                   | 744                             |
| 52212061                          |                        | 6,165                        | 2,530                   | 72                        |                                   | 2,126                      | 319                  | 212                            | 7,535                 | 16,265                       | 532                      | 957                   | 1,363                           |
| 52212071                          |                        | 65                           |                         |                           |                                   |                            |                      |                                | 65                    | 130                          |                          |                       |                                 |
| 52212081                          |                        | 9,500                        |                         |                           |                                   |                            |                      |                                | 9,500                 | 19,000                       |                          |                       |                                 |
| 52212101                          |                        | 345                          |                         |                           |                                   |                            |                      |                                | 345                   | 690                          |                          |                       |                                 |
| 52212121                          |                        | 180                          |                         |                           |                                   |                            |                      |                                | 180                   | 360                          |                          |                       |                                 |
| 52212991                          |                        | 841                          | 346                     | 13                        |                                   | 290                        | 44                   | 30                             | 1,028                 | 2,219                        | 73                       | 131                   | 175                             |
| 52213081                          |                        | 116                          |                         |                           |                                   |                            |                      |                                | 132                   | 276                          |                          |                       | 4                               |
| 52214999                          |                        |                              |                         |                           | 3,000                             |                            |                      | 1,000                          | 1,250                 |                              | 10,000                   | 28,000                | 4,800                           |
| 52215241                          | 4,500                  |                              | 1,425                   |                           | 3,161                             |                            |                      | 1,880                          | 1,000                 |                              | 1,500                    | 2,000                 | 1,000                           |
| 52215999                          |                        |                              | 5,000                   |                           | 4,850                             |                            | 7,000                | 500                            | 3,250                 | 32,358                       |                          | 8,778                 | 5,000                           |
| 52217901                          |                        |                              | 425                     |                           |                                   |                            |                      | 249                            |                       |                              |                          |                       |                                 |
| <b>Total 72210</b>                | <b>4,500</b>           | <b>78,808</b>                | <b>35,002</b>           | <b>1,009</b>              | <b>11,011</b>                     | <b>23,656</b>              | <b>10,549</b>        | <b>5,995</b>                   | <b>99,556</b>         | <b>233,791</b>               | <b>17,415</b>            | <b>49,424</b>         | <b>25,086</b>                   |
| 52251899                          |                        |                              |                         |                           |                                   |                            |                      |                                |                       |                              |                          |                       |                                 |
| 52252011                          |                        |                              |                         |                           |                                   |                            |                      |                                |                       |                              |                          |                       |                                 |
| 52252041                          |                        |                              |                         |                           |                                   |                            |                      |                                |                       |                              |                          |                       |                                 |
| 52252061                          |                        |                              |                         |                           |                                   |                            |                      |                                |                       |                              |                          |                       |                                 |
| 52252071                          |                        |                              |                         |                           |                                   |                            |                      |                                |                       |                              |                          |                       |                                 |
| 52252081                          |                        |                              |                         |                           |                                   |                            |                      |                                |                       |                              |                          |                       |                                 |
| 52252101                          |                        |                              |                         |                           |                                   |                            |                      |                                |                       |                              |                          |                       |                                 |
| 52252121                          |                        |                              |                         |                           |                                   |                            |                      |                                |                       |                              |                          |                       |                                 |
| 52252991                          |                        |                              |                         |                           |                                   |                            |                      |                                |                       |                              |                          |                       |                                 |
| 52255999                          |                        |                              |                         |                           |                                   |                            |                      |                                |                       |                              |                          |                       |                                 |
| <b>Total 72250</b>                | <b>0</b>               | <b>0</b>                     | <b>0</b>                | <b>0</b>                  | <b>0</b>                          | <b>0</b>                   | <b>0</b>             | <b>0</b>                       | <b>0</b>              | <b>0</b>                     | <b>0</b>                 | <b>0</b>              | <b>0</b>                        |
| 52713141                          |                        |                              |                         |                           |                                   |                            |                      | 6,400                          | 500                   | 10,000                       |                          |                       |                                 |
| <b>Total 72710</b>                | <b>0</b>               | <b>0</b>                     | <b>0</b>                | <b>0</b>                  | <b>0</b>                          | <b>0</b>                   | <b>0</b>             | <b>6,400</b>                   | <b>500</b>            | <b>10,000</b>                | <b>0</b>                 | <b>0</b>              | <b>0</b>                        |
| <b>GRAND TOTAL</b>                | <b>68,418</b>          | <b>426,816</b>               | <b>134,091</b>          | <b>50,688</b>             | <b>120,056</b>                    | <b>212,430</b>             | <b>63,488</b>        | <b>301,930</b>                 | <b>209,790</b>        | <b>400,661</b>               | <b>274,664</b>           | <b>132,734</b>        | <b>144,640</b>                  |

HAMILTON COUNTY DEPT OF EDUCATION  
 FEDERAL PROGRAMS  
 TITLE I IMPROVING BASIC PROGRAMS  
 BUDGET FISCAL YEAR 2019-2020  
 FUND 050  
 AGENCY 142  
 ORGANIZATION 101  
 PUBLIC & CHARTER SCHOOL SUMMARY--  
 BUDGET

|   | East<br>Lake<br>Elem<br>738 | Eastside<br>Elem<br>739 | Hardy<br>Elem<br>741 | Hillcrest<br>Elem<br>742 | Hixson<br>Elem<br>743 | Lakeside<br>Elem<br>745 | Lookout<br>Valley<br>Elem<br>746 | Orchard<br>Knob<br>Elem<br>747 | Rivermont<br>Elem<br>748 | Shepherd<br>Elem<br>749 | Woodmore<br>Elem<br>750 | Brown<br>Acad<br>752 | Battle<br>Acad<br>753 |
|---|-----------------------------|-------------------------|----------------------|--------------------------|-----------------------|-------------------------|----------------------------------|--------------------------------|--------------------------|-------------------------|-------------------------|----------------------|-----------------------|
| <b>EXPENDITURES</b>                                       |                             |                         |                      |                          |                       |                         |                                  |                                |                          |                         |                         |                      |                       |
| <b>71100--Regular Instruction</b>                         |                             |                         |                      |                          |                       |                         |                                  |                                |                          |                         |                         |                      |                       |
| 51101161 Teachers   | 62,400                      |                         | 43,680               |                          |                       |                         |                                  |                                | 51,235                   | 65,770                  |                         |                      |                       |
| 51101166 Interventionists (part-time)                     |                             | 36,000                  | 41,760               | 40,600                   | 38,280                | 20,000                  |                                  | 34,652                         |                          | 38,400                  | 47,981                  | 12,811               | 12,184                |
| 51101345 Instructional Personnel--Tutors                  |                             |                         |                      |                          |                       |                         |                                  |                                |                          |                         | 12,760                  |                      |                       |
| 51101409 Teachers Supplements                             | 12,000                      | 35,772                  |                      |                          | 4,000                 |                         | 20,000                           | 10,000                         |                          | 5,000                   |                         | 12,500               |                       |
| 51101631 Educational Assistants                           |                             | 68,320                  | 16,142               |                          | 20,690                |                         | 18,726                           |                                |                          |                         |                         |                      | 12,758                |
| 51101899 Other Saleries and Wages                         |                             |                         |                      |                          |                       |                         |                                  |                                |                          |                         |                         |                      |                       |
| 51101981 Substitutes Non Degreed                          | 850                         |                         | 2,975                | 213                      | 190                   |                         |                                  | 850                            | 5,077                    |                         | 430                     |                      |                       |
| 51102011 Social Security                                  | 4,666                       | 8,686                   | 6,482                | 2,530                    | 3,916                 | 1,240                   | 2,401                            | 2,821                          | 3,492                    | 6,769                   | 3,792                   | 1,570                | 1,547                 |
| 51102041 State Retirement                                 | 7,909                       | 14,038                  | 4,643                |                          | 3,524                 |                         | 2,126                            | 1,064                          | 5,446                    | 7,522                   |                         | 1,328                |                       |
| 51102061 Life Insurance                                   | 65                          | 195                     | 65                   |                          | 65                    |                         |                                  |                                | 65                       | 65                      |                         |                      |                       |
| 51102071 Health Insurance                                 | 9,500                       | 28,500                  | 9,500                |                          | 9,500                 |                         |                                  |                                | 9,500                    | 9,500                   |                         |                      |                       |
| 51102081 Dental Insurance                                 | 345                         | 1,035                   | 345                  |                          | 345                   |                         |                                  |                                | 345                      | 345                     |                         |                      |                       |
| 51102101 Unemployment Compensation                        | 180                         | 540                     | 180                  |                          | 180                   |                         |                                  |                                | 180                      | 180                     |                         |                      |                       |
| 51102121 Medicare   | 1,091                       | 2,032                   | 1,516                | 592                      | 916                   | 289                     | 562                              | 659                            | 817                      | 1,584                   | 886                     | 368                  | 362                   |
| 51102991 Other Fringe Benefits                            | 125                         | 137                     | 87                   |                          | 41                    |                         |                                  |                                | 102                      | 132                     |                         |                      |                       |
| 51103361 Maintenance & Repair - Equipment                 | 1,500                       |                         | 1,000                |                          | 50                    | 3,000                   | 3,315                            | 400                            |                          |                         |                         |                      |                       |
| 51103999 Contracted Services-SES, Storytellers            |                             | 5,100                   |                      | 7,670                    |                       |                         |                                  | 11,001                         |                          |                         | 1,250                   | 1,000                |                       |
| 51104291 Instructional Supplies & Materials               | 53,160                      | 40,960                  | 4,481                | 7,035                    | 9,235                 | 6,765                   |                                  | 56,888                         | 5,076                    | 8,466                   | 1,888                   | 25,313               |                       |
| 51105999 Charges: field trips, etc                        | 1,000                       |                         |                      | 2,601                    |                       | 4,000                   |                                  | 11,000                         |                          |                         | 500                     | 2,300                |                       |
| 51107221 Instructional Equipment                          | 20,000                      | 34,850                  | 18,634               | 5,603                    | 21,669                | 11,114                  | 12,500                           | 10,615                         | 5,076                    | 9,000                   | 2,000                   | 3,345                |                       |
| <b>Total 71100</b>  | <b>174,791</b>              | <b>276,165</b>          | <b>151,490</b>       | <b>66,844</b>            | <b>112,601</b>        | <b>46,408</b>           | <b>59,630</b>                    | <b>139,950</b>                 | <b>86,411</b>            | <b>152,733</b>          | <b>71,487</b>           | <b>60,535</b>        | <b>26,851</b>         |
| <b>72130--Other Student Support--Parental Involvement</b> |                             |                         |                      |                          |                       |                         |                                  |                                |                          |                         |                         |                      |                       |
| 52131231 Guidance Personnel                               |                             |                         |                      |                          |                       |                         |                                  |                                |                          |                         |                         |                      |                       |
| 52131894 Parent Coordinator Part-time/ College :          | 14,464                      |                         |                      | 16,182                   | 10,554                |                         |                                  |                                |                          |                         |                         |                      |                       |
| 52131899 Parent Coordinator/Family Ptnr Sp/ Co            | 35,800                      |                         |                      |                          |                       | 32,681                  |                                  | 71,006                         |                          |                         |                         |                      |                       |
| 52132011 Social Security                                  | 3,212                       |                         |                      | 1,003                    | 655                   | 2,026                   |                                  | 4,402                          |                          |                         |                         |                      |                       |
| 52132041 State Retirement                                 | 5,363                       |                         |                      |                          |                       | 4,896                   |                                  | 10,637                         |                          |                         |                         |                      |                       |
| 52132061 Life Insurance                                   | 65                          |                         |                      |                          |                       | 65                      |                                  | 130                            |                          |                         |                         |                      |                       |
| 52132071 Health Insurance                                 | 9,500                       |                         |                      |                          |                       | 9,500                   |                                  | 19,000                         |                          |                         |                         |                      |                       |
| 52132081 Dental Insurance                                 | 345                         |                         |                      |                          |                       | 345                     |                                  | 690                            |                          |                         |                         |                      |                       |
| 52132101 Unemployment Compensation                        | 180                         |                         |                      |                          |                       | 180                     |                                  | 360                            |                          |                         |                         |                      |                       |
| 52132121 Medicare   | 751                         |                         | 0                    | 235                      | 153                   | 473                     |                                  | 1,030                          |                          |                         |                         |                      |                       |
| 52132991 Other Fringe Benefits                            | 72                          |                         |                      |                          |                       | 65                      |                                  | 143                            |                          |                         |                         |                      |                       |
| 52133995 Contracted Services - Software Licenc            |                             |                         |                      |                          |                       |                         |                                  | 6,000                          |                          |                         |                         |                      |                       |
| 52133999 Contracted Services                              |                             |                         | 800                  |                          |                       |                         |                                  | 494                            |                          |                         |                         | 700                  |                       |
| 52134999 Parent Involvmnt Supplies & Materials            | 1,000                       | 1,000                   | 600                  | 894                      | 942                   | 1,624                   | 534                              | 1,000                          | 663                      | 1,748                   | 500                     | 1,000                | 1,262                 |
| 52135999 Charges-Parent Mtg expenses                      | 2,426                       | 2,468                   | 500                  | 894                      | 942                   | 500                     | 534                              | 1,100                          | 663                      | 1,000                   | 1,168                   | 1,506                | 100                   |
| 52137901 Parent Resource Equipment                        | 200                         |                         | 638                  |                          |                       |                         |                                  | 400                            |                          |                         |                         |                      |                       |
| <b>Total 72130</b>  | <b>73,378</b>               | <b>3,468</b>            | <b>2,538</b>         | <b>19,208</b>            | <b>13,246</b>         | <b>52,355</b>           | <b>1,068</b>                     | <b>116,392</b>                 | <b>1,326</b>             | <b>2,748</b>            | <b>1,668</b>            | <b>3,206</b>         | <b>1,362</b>          |

HAMILTON COUNTY DEPT OF EDUCATION  
 FEDERAL PROGRAMS  
 TITLE I IMPROVING BASIC PROGRAMS  
 BUDGET FISCAL YEAR 2019-2020  
 FUND 050  
 AGENCY 142  
 ORGANIZATION 101  
 PUBLIC & CHARTER SCHOOL SUMMARY--  
 BUDGET

|                                   | East<br>Lake<br>Elem<br>738 | Eastside<br>Elem<br>739 | Hardy<br>Elem<br>741 | Hillcrest<br>Elem<br>742 | Hixson<br>Elem<br>743 | Lakeside<br>Elem<br>745 | Lookout<br>Valley<br>Elem<br>746 | Orchard<br>Knob<br>Elem<br>747 | Rivermont<br>Elem<br>748 | Shepherd<br>Elem<br>749 | Woodmore<br>Elem<br>750 | Brown<br>Acad<br>752 | Battle<br>Acad<br>753 |
|-----------------------------------|-----------------------------|-------------------------|----------------------|--------------------------|-----------------------|-------------------------|----------------------------------|--------------------------------|--------------------------|-------------------------|-------------------------|----------------------|-----------------------|
| <b>72210--Support Instruction</b> |                             |                         |                      |                          |                       |                         |                                  |                                |                          |                         |                         |                      |                       |
| 52211381                          |                             |                         |                      |                          |                       |                         |                                  |                                |                          |                         |                         |                      |                       |
| 52211621                          |                             |                         |                      |                          |                       |                         |                                  |                                |                          |                         |                         |                      |                       |
| 52211894                          |                             |                         |                      |                          |                       |                         |                                  |                                |                          |                         |                         |                      |                       |
| 52211899                          |                             |                         |                      |                          |                       |                         |                                  |                                |                          |                         |                         |                      |                       |
| 52211961                          |                             |                         |                      |                          |                       |                         |                                  |                                |                          |                         |                         |                      |                       |
| 52212011                          |                             |                         |                      |                          |                       |                         |                                  |                                |                          |                         |                         |                      |                       |
| 52212041                          |                             |                         |                      |                          |                       |                         |                                  |                                |                          |                         |                         |                      |                       |
| 52212061                          |                             |                         |                      |                          |                       |                         |                                  |                                |                          |                         |                         |                      |                       |
| 52212071                          |                             |                         |                      |                          |                       |                         |                                  |                                |                          |                         |                         |                      |                       |
| 52212081                          |                             |                         |                      |                          |                       |                         |                                  |                                |                          |                         |                         |                      |                       |
| 52212101                          |                             |                         |                      |                          |                       |                         |                                  |                                |                          |                         |                         |                      |                       |
| 52212121                          |                             |                         |                      |                          |                       |                         |                                  |                                |                          |                         |                         |                      |                       |
| 52212991                          |                             |                         |                      |                          |                       |                         |                                  |                                |                          |                         |                         |                      |                       |
| 52213081                          |                             |                         |                      |                          |                       |                         |                                  |                                |                          |                         |                         |                      |                       |
| 52214999                          |                             |                         |                      |                          |                       |                         |                                  |                                |                          |                         |                         |                      |                       |
| 52215241                          |                             |                         |                      |                          |                       |                         |                                  |                                |                          |                         |                         |                      |                       |
| 52215999                          |                             |                         |                      |                          |                       |                         |                                  |                                |                          |                         |                         |                      |                       |
| 52217901                          |                             |                         |                      |                          |                       |                         |                                  |                                |                          |                         |                         |                      |                       |
| <b>Total 72210</b>                | <b>109,308</b>              | <b>102,569</b>          | <b>93,004</b>        | <b>84,480</b>            | <b>6,033</b>          | <b>93,459</b>           | <b>0</b>                         | <b>15,025</b>                  | <b>0</b>                 | <b>89,091</b>           | <b>86,473</b>           | <b>79,337</b>        | <b>50,102</b>         |
| 52251899                          |                             |                         |                      |                          |                       |                         |                                  |                                |                          |                         |                         |                      |                       |
| 52252011                          |                             |                         |                      |                          |                       |                         |                                  |                                |                          |                         |                         |                      |                       |
| 52252041                          |                             |                         |                      |                          |                       |                         |                                  |                                |                          |                         |                         |                      |                       |
| 52252061                          |                             |                         |                      |                          |                       |                         |                                  |                                |                          |                         |                         |                      |                       |
| 52252071                          |                             |                         |                      |                          |                       |                         |                                  |                                |                          |                         |                         |                      |                       |
| 52252081                          |                             |                         |                      |                          |                       |                         |                                  |                                |                          |                         |                         |                      |                       |
| 52252101                          |                             |                         |                      |                          |                       |                         |                                  |                                |                          |                         |                         |                      |                       |
| 52252121                          |                             |                         |                      |                          |                       |                         |                                  |                                |                          |                         |                         |                      |                       |
| 52252991                          |                             |                         |                      |                          |                       |                         |                                  |                                |                          |                         |                         |                      |                       |
| 52255999                          |                             |                         |                      |                          |                       |                         |                                  |                                |                          |                         |                         |                      |                       |
| <b>Total 72250</b>                | <b>0</b>                    | <b>0</b>                | <b>0</b>             | <b>0</b>                 | <b>0</b>              | <b>0</b>                | <b>0</b>                         | <b>48,096</b>                  | <b>0</b>                 | <b>0</b>                | <b>0</b>                | <b>0</b>             | <b>0</b>              |
| 52713141                          |                             |                         |                      |                          |                       |                         |                                  |                                |                          |                         |                         |                      |                       |
| <b>Total 72710</b>                | <b>800</b>                  | <b>0</b>                | <b>0</b>             | <b>3,500</b>             | <b>0</b>              | <b>0</b>                | <b>0</b>                         | <b>11,000</b>                  | <b>0</b>                 | <b>0</b>                | <b>500</b>              | <b>2,000</b>         | <b>0</b>              |
| <b>GRAND TOTAL</b>                | <b>358,277</b>              | <b>382,202</b>          | <b>247,032</b>       | <b>174,032</b>           | <b>131,880</b>        | <b>192,222</b>          | <b>60,698</b>                    | <b>330,463</b>                 | <b>87,737</b>            | <b>244,572</b>          | <b>160,128</b>          | <b>145,078</b>       | <b>78,315</b>         |

HAMILTON COUNTY DEPT OF EDUCATION  
 FEDERAL PROGRAMS  
 TITLE I IMPROVING BASIC PROGRAMS  
 BUDGET FISCAL YEAR 2019-2020

|                         |             |                            | FY20 Allocation                |               |                 | FY19 Carryover           |   |   | 12,841,421 | 12,841,421 |  |
|-------------------------|-------------|----------------------------|--------------------------------|---------------|-----------------|--------------------------|---|---|------------|------------|--|
|                         |             |                            | FY19 Carryover                 |               |                 | 2,238,009                |   |   | 2,238,009  | 2,238,009  |  |
|                         |             |                            | Transfer to Consolidated Admin |               |                 | (948,913)                |   |   | (948,913)  | (948,913)  |  |
|                         |             |                            | Total Allocation               |               |                 | 14,130,517               | - | - | 14,130,517 | 14,130,517 |  |
| 21010000                | 41427141    | REVENUE                    |                                |               |                 | 14,130,517               | - | - | 14,130,517 | 14,130,517 |  |
| ORGANIZATION KEY        | OBJECT CODE | EXPENDITURE DESCRIPTION    | AMENDED BUDGET 11/21/2019      | INCREASES     | DECREASES       | AMENDED BUDGET 1/16/2020 |   |   |            |            |  |
| 21011000                | 59005901    | Indirect Costs (2.69 %)    | 359,230                        |               |                 | 359,230                  |   |   |            |            |  |
|                         |             | <b>Total 99000</b>         | <b>359,230</b>                 | -             | -               | <b>359,230</b>           |   |   |            |            |  |
|                         |             | <b>TOTAL</b>               | <b>359,230</b>                 | -             | -               | <b>359,230</b>           |   |   |            |            |  |
| <b>Pre Kindergarten</b> |             |                            |                                |               |                 |                          |   |   |            |            |  |
| 21011036                | 51101161    | Teachers (10)              | 503,520                        | 8,517         |                 | 512,037                  |   |   |            |            |  |
| 21011036                | 51101631    | Educational Assistant (23) | 494,919                        |               |                 | 494,919                  |   |   |            |            |  |
| 21011036                | 51102011    | Social Security            | 61,903                         | 528           |                 | 62,431                   |   |   |            |            |  |
| 21011036                | 51102041    | State Retirement           | 127,662                        | 905           |                 | 128,567                  |   |   |            |            |  |
| 21011036                | 51102061    | Life Insurance             | 2,210                          |               | (65)            | 2,145                    |   |   |            |            |  |
| 21011036                | 51102071    | Health Insurance           | 323,000                        |               | (9,500)         | 313,500                  |   |   |            |            |  |
| 21011036                | 51102081    | Dental Insurance           | 11,730                         |               | (345)           | 11,385                   |   |   |            |            |  |
| 21011036                | 51102101    | Unemployment Compensation  | 6,120                          |               | (180)           | 5,940                    |   |   |            |            |  |
| 21011036                | 51102121    | Medicare                   | 14,477                         | 123           |                 | 14,600                   |   |   |            |            |  |
| 21011036                | 51102991    | Other Fringe Benefits      | 1,997                          | 17            |                 | 2,014                    |   |   |            |            |  |
| 21011036                | 51104291    | Instructional Supplies     | 5,000                          |               |                 | 5,000                    |   |   |            |            |  |
|                         |             | <b>Total 71100</b>         | <b>1,552,538</b>               | <b>10,090</b> | <b>(10,090)</b> | <b>1,552,538</b>         |   |   |            |            |  |
| 21011036                | 52131301    | Social Worker              | 65,762                         |               |                 | 65,762                   |   |   |            |            |  |
| 21011036                | 52131899    | Behavior Specialist        | 39,555                         |               |                 | 39,555                   |   |   |            |            |  |
| 21011036                | 52132011    | Social Security            | 6,529                          |               |                 | 6,529                    |   |   |            |            |  |
| 21011036                | 52132041    | State Retirement           | 12,915                         |               |                 | 12,915                   |   |   |            |            |  |
| 21011036                | 52132061    | Life Insurance             | 130                            |               |                 | 130                      |   |   |            |            |  |
| 21011036                | 52132071    | Health Insurance           | 19,000                         |               |                 | 19,000                   |   |   |            |            |  |
| 21011036                | 52132081    | Dental Insurance           | 690                            |               |                 | 690                      |   |   |            |            |  |
| 21011036                | 52132101    | Unemployment Compensation  | 360                            |               |                 | 360                      |   |   |            |            |  |
| 21011036                | 52132121    | Medicare                   | 1,528                          |               |                 | 1,528                    |   |   |            |            |  |
| 21011036                | 52132991    | Other Fringe Benefits      | 210                            |               |                 | 210                      |   |   |            |            |  |
| 21011036                | 52133551    | Travel                     | 5,500                          |               |                 | 5,500                    |   |   |            |            |  |
| 21011036                | 52135999    | Other Charges              | 250                            |               |                 | 250                      |   |   |            |            |  |
|                         |             | <b>Total 72130</b>         | <b>152,429</b>                 | -             | -               | <b>152,429</b>           |   |   |            |            |  |
|                         |             | <b>TOTAL</b>               | <b>1,704,967</b>               | <b>10,090</b> | <b>(10,090)</b> | <b>1,704,967</b>         |   |   |            |            |  |

| ORGANIZATION<br>KEY       | OBJECT<br>CODE | EXPENDITURE<br>DESCRIPTION                            | AMENDED<br>BUDGET<br>11/21/2019 | INCREASES      | DECREASES        | AMENDED<br>BUDGET<br>1/16/2020 |
|---------------------------|----------------|---|---------------------------------|----------------|------------------|--------------------------------|
| <b>School Support</b>     |                |   |                                 |                |                  |                                |
| <b>Opportunity Zone</b>   |                |   |                                 |                |                  |                                |
| 21011040                  | 51101409       | Teacher extended contracts - Model Classroom          | 22,500                          |                |                  | 22,500                         |
| 21011040                  | 51101881       | Teacher Bonuses                                       | -                               | 65,000         |                  | 65,000                         |
| 21011040                  | 51102011       | Social Security                                       | -                               | 5,425          |                  | 5,425                          |
| 21011040                  | 51102041       | State Retirement                                      | -                               | 9,301          |                  | 9,301                          |
| 21011040                  | 51102121       | Medicare  | -                               | 1,269          |                  | 1,269                          |
| 21011040                  | 51104291       | Instructional Supplies                                | -                               | 19,256         |                  | 19,256                         |
|                           |                | <b>Total 71100</b>                                    | <b>22,500</b>                   | <b>100,251</b> | <b>-</b>         | <b>122,751</b>                 |
| 21011040                  | 52131899       | Community Schools Coaches (1 FTE)                     | 75,764                          |                |                  | 75,764                         |
| 21011040                  | 52131899       | Behavior Management Specialist (8)                    | -                               | 144,000        |                  | 144,000                        |
| 21011040                  | 52132011       | Social Security                                       | 4,697                           | 8,928          |                  | 13,625                         |
| 21011040                  | 52132041       | Retirement  | 8,054                           | 21,117         |                  | 29,171                         |
| 21011040                  | 52132061       | Life Insurance  | 65                              | 260            |                  | 325                            |
| 21011040                  | 52132071       | Medical Insurance                                     | 9,500                           | 38,000         |                  | 47,500                         |
| 21011040                  | 52132081       | Dental Insurance                                      | 345                             | 1,380          |                  | 1,725                          |
| 21011040                  | 52132101       | Unemployment Comp.                                    | 180                             | 720            |                  | 900                            |
| 21011040                  | 52132121       | Medicare  | 1,098                           | 2,088          |                  | 3,186                          |
| 21011040                  | 52132991       | Other Fringes   | 167                             | 272            |                  | 439                            |
| 21011040                  | 52133551       | Travel: mileage                                       | 100                             |                |                  | 100                            |
|                           |                | <b>Total 72130</b>                                    | <b>99,970</b>                   | <b>216,765</b> | <b>-</b>         | <b>316,735</b>                 |
| 21011040                  | 52211053       | Human Resources Coordinator (1) .5 fte                | 34,902                          |                |                  | 34,902                         |
| 21011040                  | 52211053       | Data Coordinator (1) .5 fte                           | 42,759                          |                |                  | 42,759                         |
| 21011040                  | 52211899       | Salaries--Curriculum Coaches Priority (11) (7.38 FTE) | 803,119                         |                | (236,846)        | 566,273                        |
| 21011040                  | 52212011       | Social Security                                       | 54,755                          |                | (14,683)         | 40,072                         |
| 21011040                  | 52212041       | Retirement  | 94,733                          |                | (25,177)         | 69,556                         |
| 21011040                  | 52212061       | Life Insurance  | 805                             |                | (260)            | 545                            |
| 21011040                  | 52212071       | Health Insurance                                      | 117,610                         |                | (38,000)         | 79,610                         |
| 21011040                  | 52212081       | Dental Insurance                                      | 4,271                           |                | (1,380)          | 2,891                          |
| 21011040                  | 52212101       | Unemployment Compensation                             | 2,228                           |                | (720)            | 1,508                          |
| 21011040                  | 52212121       | Medicare  | 12,806                          |                | (3,469)          | 9,337                          |
| 21011040                  | 52212991       | Other Fringe Benefits                                 | 1,768                           |                | (481)            | 1,287                          |
| 21011040                  | 52213081       | Consultants   | 100                             |                |                  | 100                            |
| 21011040                  | 52213551       | Travel  | 100                             | 4,000          |                  | 4,100                          |
| 21011040                  | 52214999       | Supplies & Materials (Staff Dev)                      | 100                             |                |                  | 100                            |
| 21011040                  | 52215241       | Staff Development                                     | 100                             |                |                  | 100                            |
|                           |                | <b>Total 72210</b>                                    | <b>1,170,156</b>                | <b>4,000</b>   | <b>(321,016)</b> | <b>853,140</b>                 |
|                           |                | <b>Total Opportunity Zone Set Aside</b>               | <b>1,292,626</b>                | <b>321,016</b> | <b>(321,016)</b> | <b>1,292,626</b>               |
| <b>Homeless Set Aside</b> |                |   |                                 |                |                  |                                |
| 21011041                  | 51101345       | Classified Tutors for Homeless                        |                                 |                |                  |                                |
| 21011041                  | 51101409       | Teacher Supplements Homeless                          | 25,000                          | 5,600          |                  | 30,600                         |
| 21011041                  | 51102011       | Social Security                                       | 1,550                           | 347            |                  | 1,897                          |
| 21011041                  | 51102041       | State Retirement                                      | 2,657                           | 596            |                  | 3,253                          |
| 21011041                  | 51102121       | Medicare  | 363                             | 81             |                  | 444                            |
| 21011041                  | 51104291       | Instructional Supplies (Homeless)                     | 7,243                           |                | (1,013)          | 6,230                          |
| 21011041                  | 51105999       | Charges: field trips, clothing (Homeless)             | 7,368                           |                | (592)            | 6,776                          |
|                           |                | <b>Total 71100</b>                                    | <b>44,181</b>                   | <b>6,624</b>   | <b>(1,605)</b>   | <b>49,200</b>                  |
| 21011041                  | 52131301       | Social Worker Contracts (Homeless)                    | 5,000                           |                | (2,000)          | 3,000                          |
| 21011041                  | 52132011       | Social Security                                       | 310                             |                | (124)            | 186                            |
| 21011041                  | 52132041       | Retirement  | 531                             |                | (212)            | 319                            |
| 21011041                  | 52132121       | Medicare  | 73                              |                | (29)             | 44                             |
|                           |                | <b>Total 72130</b>                                    | <b>5,914</b>                    | <b>-</b>       | <b>(2,365)</b>   | <b>3,549</b>                   |
| 21011041                  | 52211899       | Salary--Homeless Liasion                              | 1,065                           |                | (1,065)          | -                              |
| 21011041                  | 52211899       | Site Coordinator Part time (4)                        | 24,180                          |                | (1,140)          | 23,040                         |
| 21011041                  | 52212011       | Social Security                                       | 1,565                           |                | (137)            | 1,428                          |
| 21011041                  | 52212041       | Retirement  | 2,729                           |                | (280)            | 2,449                          |
| 21011041                  | 52212121       | Medicare  | 366                             |                | (32)             | 334                            |
|                           |                | <b>Total 72210</b>                                    | <b>29,905</b>                   | <b>-</b>       | <b>(2,654)</b>   | <b>27,251</b>                  |
|                           |                | <b>Total Homeless Set Aside</b>                       | <b>80,000</b>                   | <b>6,624</b>   | <b>(6,624)</b>   | <b>80,000</b>                  |

| ORGANIZATION<br>KEY  | OBJECT<br>CODE | EXPENDITURE<br>DESCRIPTION                | AMENDED<br>BUDGET<br>11/21/2019 | INCREASES      | DECREASES        | AMENDED<br>BUDGET<br>1/16/2020 |
|--|----------------|---|---------------------------------|----------------|------------------|--------------------------------|
| <b>Diploma Completion (Graduation Success Program) - Set Aside</b> |                |   |                                 |                |                  |                                |
| 21011042   | 51101161       | Teacher - Diploma Completion (1)          | 61,233                          |                |                  | 61,233                         |
| 21011042   | 51102011       | Social Security                           | 3,796                           |                |                  | 3,796                          |
| 21011042   | 51102041       | State Retirement                          | 6,509                           |                |                  | 6,509                          |
| 21011042   | 51102061       | Life Insurance                            | 65                              |                |                  | 65                             |
| 21011042   | 51102071       | Health Insurance                          | 9,500                           |                |                  | 9,500                          |
| 21011042   | 51102081       | Dental Insurance                          | 345                             |                |                  | 345                            |
| 21011042   | 51102101       | Unemployment Compensation                 | 180                             |                |                  | 180                            |
| 21011042   | 51102121       | Medicare                                  | 888                             |                |                  | 888                            |
| 21011042   | 51102991       | Other Fringe Benefits                     | 122                             |                |                  | 122                            |
|  |                | <b>Total 71100</b>                        | <b>82,638</b>                   | <b>-</b>       | <b>-</b>         | <b>82,638</b>                  |
| 21011042   | 52211051       | Director (1) Diploma Completion           | 91,587                          |                |                  | 91,587                         |
| 21011042   | 52212011       | Social Security                           | 5,679                           |                |                  | 5,679                          |
| 21011042   | 52212041       | Retirement                                | 9,736                           |                |                  | 9,736                          |
| 21011042   | 52212061       | Life Insurance                            | 65                              |                |                  | 65                             |
| 21011042   | 52212071       | Health Insurance                          | 9,500                           |                |                  | 9,500                          |
| 21011042   | 52212081       | Dental Insurance                          | 345                             |                |                  | 345                            |
| 21011042   | 52212101       | Unemployment Compensation                 | 180                             |                |                  | 180                            |
| 21011042   | 52212121       | Medicare                                  | 1,328                           |                |                  | 1,328                          |
| 21011042   | 52212991       | Other Fringe Benefits                     | 182                             |                |                  | 182                            |
|  |                | <b>Total 72210</b>                        | <b>118,602</b>                  | <b>-</b>       | <b>-</b>         | <b>118,602</b>                 |
|  |                | <b>Total Diploma Completion Set Aside</b> | <b>201,240</b>                  | <b>-</b>       | <b>-</b>         | <b>201,240</b>                 |
| <b>Family Engagement</b>   |                |   |                                 |                |                  |                                |
| 21011044   | 52134999       | Supplies: Channing Betes Books            | 10,908                          |                |                  | 10,908                         |
|  |                | <b>Total 72130</b>                        | <b>10,908</b>                   | <b>-</b>       | <b>-</b>         | <b>10,908</b>                  |
|  |                | <b>Total Family Engagement</b>            | <b>10,908</b>                   | <b>-</b>       | <b>-</b>         | <b>10,908</b>                  |
| <b>Reserve of Funds</b>  |                |   |                                 |                |                  |                                |
| 21011045   | 52135999       | Other Charges: set aside                  | 248,724                         | 273            |                  | 248,997                        |
|  |                | <b>Total 72130</b>                        | <b>248,724</b>                  | <b>273</b>     | <b>-</b>         | <b>248,997</b>                 |
|  |                | <b>TOTAL</b>                              | <b>3,538,465</b>                | <b>338,003</b> | <b>(337,730)</b> | <b>3,538,738</b>               |

| ORGANIZATION<br>KEY                                | OBJECT<br>CODE | EXPENDITURE<br>DESCRIPTION        | AMENDED<br>BUDGET<br>11/21/2019 | INCREASES  | DECREASES    | AMENDED<br>BUDGET<br>1/16/2020 |
|--|----------------|-----------------------------------|---------------------------------|------------|--------------|--------------------------------|
| <b>Avondale SDA (Private School)</b>               |                |                                   |                                 |            |              |                                |
| 21013505   | 51101345       | Part-time Tutor (1)               | 16,443                          |            |              | 16,443                         |
| 21013505   | 51101409       | Teacher Extended Contracts        | 4,363                           |            | (15)         | 4,348                          |
| 21013505   | 51102011       | Social Security                   | 1,290                           |            | (1)          | 1,289                          |
| 21013505   | 51102041       | Retirement                        | 463                             |            | (2)          | 461                            |
| 21013505   | 51102121       | Medicare                          | 301                             |            |              | 301                            |
| 21013505   | 51102991       | Other Fringe Benefits             | 10                              |            | (10)         | -                              |
| 21013505   | 51104291       | Instructional Supplies            | 400                             |            |              | 400                            |
|  |                | <b>Total 71100</b>                | <b>23,270</b>                   | <b>-</b>   | <b>(28)</b>  | <b>23,242</b>                  |
| 21013505   | 52135999       | Charges: Parental Involvement     | 241                             |            |              | 241                            |
|  |                | <b>Total 72130</b>                | <b>241</b>                      | <b>-</b>   | <b>-</b>     | <b>241</b>                     |
| 21013505   | 52215241       | Staff Development                 | 649                             |            |              | 649                            |
|  |                | <b>Total 72210</b>                | <b>649</b>                      | <b>-</b>   | <b>-</b>     | <b>649</b>                     |
|  |                | <b>TOTAL</b>                      | <b>24,160</b>                   | <b>-</b>   | <b>(28)</b>  | <b>24,132</b>                  |
| <b>Brainerd Baptist (Private School)</b>           |                |                                   |                                 |            |              |                                |
| 21013515   | 51101166       | Part-time Interventionists (1)    | 2,000                           |            |              | 2,000                          |
| 21013515   | 51101345       | Other instructional personnel (1) | 4,615                           |            |              | 4,615                          |
| 21013515   | 51102011       | Social Security                   | 410                             |            |              | 410                            |
| 21013515   | 51102121       | Medicare                          | 96                              |            | (42)         | 54                             |
| 21013515   | 51104291       | Instructional Supplies            | 8,822                           |            |              | 8,822                          |
|  |                | <b>Total 71100</b>                | <b>15,943</b>                   | <b>-</b>   | <b>(42)</b>  | <b>15,901</b>                  |
| 21013515   | 52135999       | Charges: Parental Involvement     | 366                             |            | (1)          | 365                            |
|  |                | <b>Total 72130</b>                | <b>366</b>                      | <b>-</b>   | <b>(1)</b>   | <b>365</b>                     |
| 21013515   | 52214999       | Other Materials and Supplies      | 500                             |            |              | 500                            |
| 21013515   | 52215241       | Staff Development                 | 29,380                          |            |              | 29,380                         |
|  |                | <b>Total 72210</b>                | <b>29,880</b>                   | <b>-</b>   | <b>-</b>     | <b>29,880</b>                  |
|  |                | <b>TOTAL</b>                      | <b>46,189</b>                   | <b>-</b>   | <b>(43)</b>  | <b>46,146</b>                  |
| <b>Notre Dame High (Private School)</b>            |                |                                   |                                 |            |              |                                |
| 21013565   | 51101166       | Part-time Interventionist (1)     | 3,780                           |            |              | 3,780                          |
| 21013565   | 51102011       | Social Security                   | 234                             |            |              | 234                            |
| 21013565   | 51102121       | Medicare                          | 55                              |            |              | 55                             |
| 21013565   | 51103999       | Other Contracted Services         | 88,126                          |            | (51)         | 88,075                         |
|  |                | <b>Total 71100</b>                | <b>92,195</b>                   | <b>-</b>   | <b>(51)</b>  | <b>92,144</b>                  |
| 21013565   | 52135999       | Charges: Parental Involvement     | 500                             |            |              | 500                            |
|  |                | <b>Total 72130</b>                | <b>500</b>                      | <b>-</b>   | <b>-</b>     | <b>500</b>                     |
|  |                | <b>TOTAL</b>                      | <b>92,695</b>                   | <b>-</b>   | <b>(51)</b>  | <b>92,644</b>                  |
| <b>Our Lady of Perpetual Help (Private School)</b> |                |                                   |                                 |            |              |                                |
| 21013575   | 51101166       | Part-time Interventionist (1)     | 15,000                          |            |              | 15,000                         |
| 21013575   | 51102011       | Social Security                   | 930                             |            |              | 930                            |
| 21013575   | 51102121       | Medicare                          | 218                             |            |              | 218                            |
| 21013575   | 51103999       | Contracted Services               | 22,275                          |            | (780)        | 21,495                         |
| 21013575   | 51104291       | Instructional Supplies            | 4,154                           |            | (41)         | 4,113                          |
| 21013575   | 51105999       | Charges: field trips, etc         | 4,000                           |            |              | 4,000                          |
| 21013575   | 51107221       | Instructional Equipment           | 2,000                           |            |              | 2,000                          |
|  |                | <b>Total 71100</b>                | <b>48,577</b>                   | <b>-</b>   | <b>(821)</b> | <b>47,756</b>                  |
| 21013575   | 52135999       | Charges: Parental Involvement     | 359                             |            | (1)          | 358                            |
|  |                | <b>Total 72130</b>                | <b>359</b>                      | <b>-</b>   | <b>(1)</b>   | <b>358</b>                     |
| 21013575   | 52213081       | Consultants                       | 3,000                           |            |              | 3,000                          |
| 21013575   | 52214999       | Staff Development Materials       | 1,000                           |            |              | 1,000                          |
| 21013575   | 52215241       | Staff Development                 | 1,000                           | 780        |              | 1,780                          |
| 21013575   | 52217901       | Other Equipment - Admin           | 1,000                           |            |              | 1,000                          |
|  |                | <b>Total 72210</b>                | <b>6,000</b>                    | <b>780</b> | <b>-</b>     | <b>6,780</b>                   |
| 21013575   | 52713141       | Contracts w Public Carriers       | 3,231                           |            |              | 3,231                          |
|  |                | <b>Total 72710</b>                | <b>3,231</b>                    | <b>-</b>   | <b>-</b>     | <b>3,231</b>                   |
|  |                | <b>TOTAL</b>                      | <b>58,167</b>                   | <b>780</b> | <b>(822)</b> | <b>58,125</b>                  |

| ORGANIZATION<br>KEY                           | OBJECT<br>CODE | EXPENDITURE<br>DESCRIPTION           | AMENDED<br>BUDGET<br>11/21/2019 | INCREASES     | DECREASES       | AMENDED<br>BUDGET<br>1/16/2020 |
|---|----------------|--------------------------------------|---------------------------------|---------------|-----------------|--------------------------------|
| <b><u>Saint Jude (Private School)</u></b>     |                |                                      |                                 |               |                 |                                |
| 21013585                                      | 51101166       | Part-time Interventionist (1)        | 6,782                           |               |                 | 6,782                          |
| 21013585                                      | 51102011       | Social Security                      | 421                             |               |                 | 421                            |
| 21013585                                      | 51102121       | Medicare                             | 99                              |               |                 | 99                             |
| 21013585                                      | 51103999       | Contracted Services                  | 20,000                          |               |                 | 20,000                         |
| 21013585                                      | 51104291       | Instructional Supplies and Materials | 1,767                           |               | (38)            | 1,729                          |
| 21013585                                      | 51107221       | Instructional Equipment              | 1,768                           |               |                 | 1,768                          |
|   |                | <b>Total 71100</b>                   | <b>30,837</b>                   | <b>-</b>      | <b>(38)</b>     | <b>30,799</b>                  |
| 21013585                                      | 52133999       | Other Contracted Services            | 500                             |               |                 | 500                            |
| 21013585                                      | 52134999       | Parent supplies: materials, postage  | 320                             |               |                 | 320                            |
| 21013585                                      | 52135999       | Charges: Parental Involvement        | 320                             |               |                 | 320                            |
|   |                | <b>Total 72130</b>                   | <b>1,140</b>                    | <b>-</b>      | <b>-</b>        | <b>1,140</b>                   |
| 21013585                                      | 52213081       | Consultants                          | 8,269                           |               |                 | 8,269                          |
| 21013585                                      | 52214999       | Staff Development Materials          | 8,269                           |               |                 | 8,269                          |
| 21013585                                      | 52215241       | Staff Development                    | 8,269                           |               |                 | 8,269                          |
|   |                | <b>Total 72210</b>                   | <b>24,807</b>                   | <b>-</b>      | <b>-</b>        | <b>24,807</b>                  |
|   |                | <b>TOTAL</b>                         | <b>56,784</b>                   | <b>-</b>      | <b>(38)</b>     | <b>56,746</b>                  |
| <b><u>Belvoir Christian Academy</u></b>       |                |                                      |                                 |               |                 |                                |
| 21013805                                      | 51101166       | Part-time Interventionist (1)        | 15,000                          |               | (15,000)        | -                              |
| 21013805                                      | 51102011       | Social Security                      | 930                             |               | (930)           | -                              |
| 21013805                                      | 51102121       | Medicare                             | 218                             |               | (218)           | -                              |
| 21013805                                      | 51103999       | Other Contracted Services            | -                               | 16,117        |                 | 16,117                         |
| 21013805                                      | 51104291       | Instructional Supplies               | 9,639                           |               |                 | 9,639                          |
|   |                | <b>Total 71100</b>                   | <b>25,787</b>                   | <b>16,117</b> | <b>(16,148)</b> | <b>25,756</b>                  |
| 21013805                                      | 52135999       | Charges: Parental Involvement        | 316                             |               |                 | 316                            |
|   |                | <b>Total 72130</b>                   | <b>316</b>                      | <b>-</b>      | <b>-</b>        | <b>316</b>                     |
|   |                | <b>TOTAL</b>                         | <b>26,103</b>                   | <b>16,117</b> | <b>(16,148)</b> | <b>26,072</b>                  |
| <b><u>Annoor Academy (Private School)</u></b> |                |                                      |                                 |               |                 |                                |
| 21013835                                      | 51107221       | Instruction Equipment                | 1,011                           |               | (19)            | 992                            |
|   |                | <b>Total 71100</b>                   | <b>1,011</b>                    | <b>-</b>      | <b>(19)</b>     | <b>992</b>                     |
| 21013835                                      | 52134999       | Supplies, awards, postage            | 163                             |               |                 | 163                            |
|   |                | <b>Total 72130</b>                   | <b>163</b>                      | <b>-</b>      | <b>-</b>        | <b>163</b>                     |
| 21013835                                      | 52213081       | Consultants                          | 12,000                          |               |                 | 12,000                         |
| 21013835                                      | 52214999       | Other Supplies and Materials         | 1,500                           |               |                 | 1,500                          |
| 21013835                                      | 52215241       | Staff Development                    | 2,651                           |               |                 | 2,651                          |
|   |                | <b>Total 72210</b>                   | <b>16,151</b>                   | <b>-</b>      | <b>-</b>        | <b>16,151</b>                  |
|   |                | <b>TOTAL</b>                         | <b>17,325</b>                   | <b>-</b>      | <b>(19)</b>     | <b>17,306</b>                  |
| <b><u>Skyuka Hall</u></b>                     |                |                                      |                                 |               |                 |                                |
| 21013945                                      | 52135999       | Charges: Parental Involvement        | 183                             |               |                 | 183                            |
|   |                | <b>Total 72130</b>                   | <b>183</b>                      | <b>-</b>      | <b>-</b>        | <b>183</b>                     |
| 21013945                                      | 52213081       | Consultants                          | 6,025                           |               | (3,000)         | 3,025                          |
| 21013945                                      | 52214999       | Staff Development Materials          | 3,089                           |               | (2,589)         | 500                            |
| 21013945                                      | 52215241       | Staff Development                    | 8,975                           | 5,568         |                 | 14,543                         |
|   |                | <b>Total 72210</b>                   | <b>18,089</b>                   | <b>5,568</b>  | <b>(5,589)</b>  | <b>18,068</b>                  |
|   |                | <b>TOTAL</b>                         | <b>18,272</b>                   | <b>5,568</b>  | <b>(5,589)</b>  | <b>18,251</b>                  |

| ORGANIZATION<br>KEY    | OBJECT<br>CODE | EXPENDITURE<br>DESCRIPTION                | AMENDED<br>BUDGET<br>11/21/2019 | INCREASES | DECREASES | AMENDED<br>BUDGET<br>1/16/2020 |
|------------------------|----------------|---|---------------------------------|-----------|-----------|--------------------------------|
| <b>Central High</b>    |                |   |                                 |           |           |                                |
| 21015013               | 51101409       | Teachers Supplements                      | 11,000                          |           |           | 11,000                         |
| 21015013               | 51102011       | Social Security                           | 682                             |           |           | 682                            |
| 21015013               | 51102041       | Retirement                                | 1,169                           |           |           | 1,169                          |
| 21015013               | 51102121       | Medicare                                  | 160                             |           |           | 160                            |
| 21015013               | 51104291       | Instructional Supplies                    | 7,964                           |           |           | 7,964                          |
|                        |                | <b>Total 71100</b>                        | <b>20,975</b>                   | -         | -         | <b>20,975</b>                  |
| 21015013               | 52134999       | Supplies, awards, postage                 | 2,808                           |           |           | 2,808                          |
|                        |                | <b>Total 72130</b>                        | <b>2,808</b>                    | -         | -         | <b>2,808</b>                   |
| 21015013               | 52211621       | Classified overtime                       | 3,500                           |           |           | 3,500                          |
| 21015013               | 52211894       | Salaries-- Part time Curriculum Coach (1) | 11,216                          |           |           | 11,216                         |
| 21015013               | 52211899       | Salaries--Curriculum Coach (1)            | 58,712                          |           |           | 58,712                         |
| 21015013               | 52212011       | Social Security                           | 4,553                           |           |           | 4,553                          |
| 21015013               | 52212041       | Retirement                                | 6,765                           |           |           | 6,765                          |
| 21015013               | 52212061       | Life Insurance                            | 65                              |           |           | 65                             |
| 21015013               | 52212071       | Health Insurance                          | 9,500                           |           |           | 9,500                          |
| 21015013               | 52212081       | Dental Insurance                          | 345                             |           |           | 345                            |
| 21015013               | 52212101       | Unemployment Compensation                 | 180                             |           |           | 180                            |
| 21015013               | 52212121       | Medicare                                  | 1,065                           |           |           | 1,065                          |
| 21015013               | 52212991       | Other Fringe Benefits                     | 124                             |           |           | 124                            |
|                        |                | <b>Total 72210</b>                        | <b>96,025</b>                   | -         | -         | <b>96,025</b>                  |
|                        |                | <b>TOTAL</b>                              | <b>119,808</b>                  | -         | -         | <b>119,808</b>                 |
| <b>East Ridge High</b> |                |   |                                 |           |           |                                |
| 21015023               | 51101345       | Instructional Personnel--Tutor PT         | 5,000                           |           |           | 5,000                          |
| 21015023               | 51101409       | Teachers Supplements                      | 25,000                          |           |           | 25,000                         |
| 21015023               | 51101631       | Educational Assistant Part time (1)       | 10,089                          |           |           | 10,089                         |
| 21015023               | 51101981       | Substitute Non Degreed                    | 2,550                           |           |           | 2,550                          |
| 21015023               | 51102011       | Social Security                           | 2,644                           |           |           | 2,644                          |
| 21015023               | 51102041       | Retirement                                | 3,407                           |           |           | 3,407                          |
| 21015023               | 51102121       | Medicare                                  | 619                             |           |           | 619                            |
| 21015023               | 51104291       | Instructional Supplies                    | 50,359                          |           |           | 50,359                         |
| 21015023               | 51105999       | Charges: field trips, etc                 | 6,471                           |           |           | 6,471                          |
| 21015023               | 51107221       | Instructional Equipment                   | 35,438                          |           |           | 35,438                         |
|                        |                | <b>Total 71100</b>                        | <b>141,577</b>                  | -         | -         | <b>141,577</b>                 |
| 21015023               | 52131894       | College and Career Access Advisor PT (1)  | 35,000                          |           |           | 35,000                         |
| 21015023               | 52132011       | Social Security                           | 2,170                           |           |           | 2,170                          |
| 21015023               | 52132121       | Medicare                                  | 508                             |           |           | 508                            |
| 21015023               | 52133995       | Other Student Support -software license   | 5,500                           |           |           | 5,500                          |
| 21015023               | 52135999       | Parent Meeting Expense                    | 3,828                           |           |           | 3,828                          |
|                        |                | <b>Total 72130</b>                        | <b>47,006</b>                   | -         | -         | <b>47,006</b>                  |
| 21015023               | 52211621       | Classified overtime                       | 1,500                           |           |           | 1,500                          |
| 21015023               | 52211894       | Curriculum Coaches--Part-time (1)         | 22,500                          |           |           | 22,500                         |
| 21015023               | 52211899       | Dean of Academic Success (1)              | 62,385                          |           |           | 62,385                         |
| 21015023               | 52211961       | In-service Stipends                       | 7,500                           |           |           | 7,500                          |
| 21015023               | 52212011       | Social Security                           | 5,821                           |           |           | 5,821                          |
| 21015023               | 52212041       | Retirement                                | 7,653                           |           |           | 7,653                          |
| 21015023               | 52212061       | Life Insurance                            | 65                              |           |           | 65                             |
| 21015023               | 52212071       | Health Insurance                          | 9,500                           |           |           | 9,500                          |
| 21015023               | 52212081       | Dental Insurance                          | 345                             |           |           | 345                            |
| 21015023               | 52212101       | Unemployment Compensation                 | 180                             |           |           | 180                            |
| 21015023               | 52212121       | Medicare                                  | 1,362                           |           |           | 1,362                          |
| 21015023               | 52212991       | Other Fringe Benefits                     | 128                             |           |           | 128                            |
| 21015023               | 52214999       | Other Supplies (staff development)        | 1,000                           |           |           | 1,000                          |
| 21015023               | 52215241       | Staff Development                         | 650                             |           |           | 650                            |
|                        |                | <b>Total 72210</b>                        | <b>120,589</b>                  | -         | -         | <b>120,589</b>                 |
| 21015023               | 52713141       | Contracts w Public Carriers               | 6,000                           |           |           | 6,000                          |
|                        |                | <b>Total 72710</b>                        | <b>6,000</b>                    | -         | -         | <b>6,000</b>                   |
|                        |                | <b>TOTAL</b>                              | <b>315,172</b>                  | -         | -         | <b>315,172</b>                 |

| ORGANIZATION<br>KEY  | OBJECT<br>CODE | EXPENDITURE<br>DESCRIPTION        | AMENDED<br>BUDGET<br>11/21/2019 | INCREASES     | DECREASES       | AMENDED<br>BUDGET<br>1/16/2020 |
|----------------------|----------------|-----------------------------------|---------------------------------|---------------|-----------------|--------------------------------|
| <b>Red Bank High</b> |                |                                   |                                 |               |                 |                                |
| 21015053             | 51101409       | Teachers Supplements              | 20,000                          |               |                 | 20,000                         |
| 21015053             | 51101631       | Educational Assistant (1)         | 19,547                          |               | (7,327)         | 12,220                         |
| 21015053             | 51102011       | Social Security                   | 2,452                           |               | (454)           | 1,998                          |
| 21015053             | 51102041       | Retirement                        | 5,054                           |               | (1,098)         | 3,956                          |
| 21015053             | 51102061       | Life Insurance                    | 65                              |               |                 | 65                             |
| 21015053             | 51102071       | Medical Insurance                 | 9,500                           |               |                 | 9,500                          |
| 21015053             | 51102081       | Dental Insurance                  | 345                             |               |                 | 345                            |
| 21015053             | 51102101       | Unemployment Comp.                | 180                             |               |                 | 180                            |
| 21015053             | 51102121       | Medicare                          | 573                             |               | (106)           | 467                            |
| 21015053             | 51102991       | Other Fringes                     | 39                              |               | (15)            | 24                             |
| 21015053             | 51103999       | Contracted Services               | 4,500                           |               | (2,000)         | 2,500                          |
| 21015053             | 51104291       | Instructional Supplies            | 2,567                           |               | -               | 2,567                          |
| 21015053             | 51107221       | Instructional Equipment           | 3,158                           | 11,000        |                 | 14,158                         |
|                      |                | <b>Total 71100</b>                | <b>67,980</b>                   | <b>11,000</b> | <b>(11,000)</b> | <b>67,980</b>                  |
| 21015053             | 52134999       | Supplies, awards, postage         | 1,600                           | 2,000         |                 | 3,600                          |
| 21015053             | 52135999       | Charges: Parental Involvement     | 3,000                           |               | (2,000)         | 1,000                          |
|                      |                | <b>Total 72130</b>                | <b>4,600</b>                    | <b>2,000</b>  | <b>(2,000)</b>  | <b>4,600</b>                   |
| 21015053             | 52211894       | Curriculum Coaches--Part-time (1) | 25,916                          |               |                 | 25,916                         |
| 21015053             | 52211899       | Grad/Core Academic Coach (1)      | 53,650                          |               |                 | 53,650                         |
| 21015053             | 52211961       | In-service Stipends               | 4,500                           |               |                 | 4,500                          |
| 21015053             | 52212011       | Social Security                   | 5,212                           |               |                 | 5,212                          |
| 21015053             | 52212041       | Retirement                        | 6,181                           |               |                 | 6,181                          |
| 21015053             | 52212061       | Life Insurance                    | 65                              |               |                 | 65                             |
| 21015053             | 52212071       | Health Insurance                  | 9,500                           |               |                 | 9,500                          |
| 21015053             | 52212081       | Dental Insurance                  | 345                             |               |                 | 345                            |
| 21015053             | 52212101       | Unemployment Compensation         | 180                             |               |                 | 180                            |
| 21015053             | 52212121       | Medicare                          | 1,219                           |               |                 | 1,219                          |
| 21015053             | 52212991       | Other Fringe Benefits             | 107                             |               |                 | 107                            |
| 21015053             | 52214999       | Supplies & Materials (Staff Dev)  | 2,500                           |               |                 | 2,500                          |
| 21015053             | 52215241       | Staff Development                 | 10,000                          |               |                 | 10,000                         |
|                      |                | <b>Total 72210</b>                | <b>119,375</b>                  | <b>-</b>      | <b>-</b>        | <b>119,375</b>                 |
| 21015053             | 52713141       | Contracts w Public Carriers       | 2,200                           |               |                 | 2,200                          |
|                      |                | <b>Total 72710</b>                | <b>2,200</b>                    | <b>-</b>      | <b>-</b>        | <b>2,200</b>                   |
|                      |                | <b>TOTAL</b>                      | <b>194,155</b>                  | <b>13,000</b> | <b>(13,000)</b> | <b>194,155</b>                 |
| <b>Sequoyah High</b> |                |                                   |                                 |               |                 |                                |
| 21015073             | 51101409       | Teachers Supplements              | 8,750                           |               |                 | 8,750                          |
| 21015073             | 51102011       | Social Security                   | 543                             |               |                 | 543                            |
| 21015073             | 51102041       | Retirement                        | 930                             |               |                 | 930                            |
| 21015073             | 51102121       | Medicare                          | 127                             |               |                 | 127                            |
| 21015073             | 51104291       | Instructional Supplies            | 2,285                           |               |                 | 2,285                          |
| 21015073             | 51105999       | Charges: field trips, etc         | 3,000                           |               |                 | 3,000                          |
| 21015073             | 51107221       | Instructional Equipment           | 4,000                           |               |                 | 4,000                          |
|                      |                | <b>Total 71100</b>                | <b>19,635</b>                   | <b>-</b>      | <b>-</b>        | <b>19,635</b>                  |
| 21015073             | 52134999       | Supplies, awards, postage         | 150                             |               |                 | 150                            |
| 21015073             | 52135999       | Charges: Parental Involvement     | 850                             |               |                 | 850                            |
|                      |                | <b>Total 72130</b>                | <b>1,000</b>                    | <b>-</b>      | <b>-</b>        | <b>1,000</b>                   |
| 21015073             | 52211894       | Curriculum Coaches--PT (2)        | 16,740                          |               |                 | 16,740                         |
| 21015073             | 52212011       | Social Security                   | 1,038                           |               |                 | 1,038                          |
| 21015073             | 52212121       | Medicare                          | 243                             |               |                 | 243                            |
|                      |                | <b>Total 72210</b>                | <b>18,021</b>                   | <b>-</b>      | <b>-</b>        | <b>18,021</b>                  |
|                      |                | <b>TOTAL</b>                      | <b>38,656</b>                   | <b>-</b>      | <b>-</b>        | <b>38,656</b>                  |

| ORGANIZATION<br>KEY  | OBJECT<br>CODE | EXPENDITURE<br>DESCRIPTION            | AMENDED<br>BUDGET<br>11/21/2019 | INCREASES     | DECREASES       | AMENDED<br>BUDGET<br>1/16/2020 |
|----------------------|----------------|---------------------------------------|---------------------------------|---------------|-----------------|--------------------------------|
| <b>Brainerd High</b> |                |                                       |                                 |               |                 |                                |
| 21015103             | 51101345       | Instructional Personnel--Tutor PT (5) | 6,116                           | 1,384         |                 | 7,500                          |
| 21015103             | 51101409       | Teachers Supplements                  | 20,000                          |               |                 | 20,000                         |
| 21015103             | 51101631       | Educational Assistants (1)            | -                               | 3,552         |                 | 3,552                          |
| 21015103             | 51101899       | Other Salaries and Wages              | -                               | 6,116         |                 | 6,116                          |
| 21015103             | 51101981       | Substitutes                           | 6,858                           |               | (6,688)         | 170                            |
| 21015103             | 51102011       | Social Security                       | 2,044                           | 270           |                 | 2,314                          |
| 21015103             | 51102041       | Retirement                            | 3,042                           | 532           |                 | 3,574                          |
| 21015103             | 51102121       | Medicare                              | 479                             | 64            |                 | 543                            |
| 21015103             | 51102991       | Other Fringes                         | -                               | 7             |                 | 7                              |
| 21015103             | 51103361       | Equipment Repair                      | 362                             |               |                 | 362                            |
| 21015103             | 51104291       | Instructional Supplies                | 58,866                          |               | (50,369)        | 8,497                          |
| 21015103             | 51105999       | Charges: field trips, etc             | 4,000                           | 14,500        |                 | 18,500                         |
| 21015103             | 51107221       | Instructional Equipment               | 5,000                           |               |                 | 5,000                          |
|                      |                | <b>Total 71100</b>                    | <b>106,767</b>                  | <b>26,425</b> | <b>(57,057)</b> | <b>76,135</b>                  |
| 21015103             | 52131899       | Behavior Management Specialist (2)    | 35,800                          | 10,962        |                 | 46,762                         |
| 21015103             | 52132011       | Social Security                       | 2,220                           | 679           |                 | 2,899                          |
| 21015103             | 52132041       | Retirement                            | 5,363                           | 1,643         |                 | 7,006                          |
| 21015103             | 52132061       | Life Insurance                        | 65                              | 33            |                 | 98                             |
| 21015103             | 52132071       | Health Insurance                      | 9,500                           | 4,750         |                 | 14,250                         |
| 21015103             | 52132081       | Dental Insurance                      | 345                             | 173           |                 | 518                            |
| 21015103             | 52132101       | Unemployment Compensation             | 180                             | 90            |                 | 270                            |
| 21015103             | 52132121       | Medicare                              | 519                             | 158           |                 | 677                            |
| 21015103             | 52132991       | Other Fringe Benefits                 | 72                              | 22            |                 | 94                             |
| 21015103             | 52134999       | Supplies, awards, postage             | 1,400                           |               |                 | 1,400                          |
| 21015103             | 52135999       | Charges: Parental Involvement         | 2,002                           |               |                 | 2,002                          |
|                      |                | <b>Total 72130</b>                    | <b>57,466</b>                   | <b>18,510</b> | <b>-</b>        | <b>75,976</b>                  |
| 21015103             | 52211899       | Salaries--Graduation Coach (1)        | 75,712                          |               | (6,815)         | 68,897                         |
| 21015103             | 52211899       | Salaries--Dean of Students (1)        | 59,488                          |               |                 | 59,488                         |
| 21015103             | 52211899       | Extended Contract                     | 2,700                           |               |                 | 2,700                          |
| 21015103             | 52211961       | Stipends                              | -                               | 4,815         |                 | 4,815                          |
| 21015103             | 52212011       | Social Security                       | 8,549                           |               | (123)           | 8,426                          |
| 21015103             | 52212041       | Retirement                            | 14,659                          |               | (212)           | 14,447                         |
| 21015103             | 52212061       | Life Insurance                        | 130                             |               |                 | 130                            |
| 21015103             | 52212071       | Health Insurance                      | 19,000                          |               |                 | 19,000                         |
| 21015103             | 52212081       | Dental Insurance                      | 690                             |               |                 | 690                            |
| 21015103             | 52212101       | Unemployment Compensation             | 360                             |               |                 | 360                            |
| 21015103             | 52212121       | Medicare                              | 1,999                           |               | (29)            | 1,970                          |
| 21015103             | 52212991       | Other Fringe Benefits                 | 275                             |               | (14)            | 261                            |
| 21015103             | 52213081       | Consultants                           | -                               | 8,000         |                 | 8,000                          |
| 21015103             | 52214999       | Staff Development Materials           | -                               | 2,000         |                 | 2,000                          |
| 21015103             | 52215241       | Staff Development                     | 7,500                           | 2,500         |                 | 10,000                         |
|                      |                | <b>Total 72210</b>                    | <b>191,062</b>                  | <b>17,315</b> | <b>(7,193)</b>  | <b>201,184</b>                 |
| 21015103             | 52713141       | Contracts w Public Carriers           | 18,500                          | 2,000         |                 | 20,500                         |
|                      |                | <b>Total 72710</b>                    | <b>18,500</b>                   | <b>2,000</b>  | <b>-</b>        | <b>20,500</b>                  |
|                      |                | <b>TOTAL</b>                          | <b>373,795</b>                  | <b>64,250</b> | <b>(64,250)</b> | <b>373,795</b>                 |

| ORGANIZATION<br>KEY                          | OBJECT<br>CODE | EXPENDITURE<br>DESCRIPTION         | AMENDED<br>BUDGET<br>11/21/2019 | INCREASES | DECREASES | AMENDED<br>BUDGET<br>1/16/2020 |
|--|----------------|------------------------------------|---------------------------------|-----------|-----------|--------------------------------|
| <b>Howard School of Academics/Technology</b> |                |                                    |                                 |           |           |                                |
| 21015143                                     | 51101166       | Interventionists Part-time (2)     | 30,500                          |           |           | 30,500                         |
| 21015143                                     | 51101409       | Teachers Supplements               | 20,000                          |           |           | 20,000                         |
| 21015143                                     | 51102011       | Social Security                    | 3,131                           |           |           | 3,131                          |
| 21015143                                     | 51102041       | Retirement                         | 2,126                           |           |           | 2,126                          |
| 21015143                                     | 51102121       | Medicare                           | 732                             |           |           | 732                            |
| 21015143                                     | 51105999       | Charges: field trips, etc          | 3,036                           |           |           | 3,036                          |
|  |                | <b>Total 71100</b>                 | <b>59,525</b>                   | <b>-</b>  | <b>-</b>  | <b>59,525</b>                  |
| 21015143                                     | 52131899       | Behavior Management Specialist (2) | 34,280                          |           |           | 34,280                         |
| 21015143                                     | 52131899       | Family Partnership Specialist (1)  | 34,320                          |           |           | 34,320                         |
| 21015143                                     | 52131899       | Community Support Specialist (1)   | 36,400                          |           |           | 36,400                         |
| 21015143                                     | 52132011       | Social Security                    | 6,511                           |           |           | 6,511                          |
| 21015143                                     | 52132041       | Retirement                         | 15,728                          |           |           | 15,728                         |
| 21015143                                     | 52132061       | Life Insurance                     | 195                             |           |           | 195                            |
| 21015143                                     | 52132071       | Medical Insurance                  | 28,500                          |           |           | 28,500                         |
| 21015143                                     | 52132081       | Dental Insurance                   | 1,035                           |           |           | 1,035                          |
| 21015143                                     | 52132101       | Unemployment Comp.                 | 540                             |           |           | 540                            |
| 21015143                                     | 52132121       | Medicare                           | 1,523                           |           |           | 1,523                          |
| 21015143                                     | 52132991       | Other Fringes                      | 211                             |           |           | 211                            |
| 21015143                                     | 52135999       | Charges: Parental Involvement      | 2,500                           |           |           | 2,500                          |
|  |                | <b>Total 72130</b>                 | <b>161,743</b>                  | <b>-</b>  | <b>-</b>  | <b>161,743</b>                 |
| 21015143                                     | 52211621       | Classified Extended Contract       | 4,396                           |           |           | 4,396                          |
| 21015143                                     | 52211899       | Curriculum Coaches (2)             | 122,836                         |           |           | 122,836                        |
| 21015143                                     | 52211899       | Dean of Students (1.5)             | 85,800                          |           |           | 85,800                         |
| 21015143                                     | 52211961       | In-service Stipends                | 911                             |           |           | 911                            |
| 21015143                                     | 52212011       | Social Security                    | 13,264                          |           |           | 13,264                         |
| 21015143                                     | 52212041       | Retirement                         | 22,934                          |           |           | 22,934                         |
| 21015143                                     | 52212061       | Life Insurance                     | 228                             |           |           | 228                            |
| 21015143                                     | 52212071       | Health Insurance                   | 33,250                          |           |           | 33,250                         |
| 21015143                                     | 52212081       | Dental Insurance                   | 1,208                           |           |           | 1,208                          |
| 21015143                                     | 52212101       | Unemployment Compensation          | 630                             |           |           | 630                            |
| 21015143                                     | 52212121       | Medicare                           | 3,102                           |           |           | 3,102                          |
| 21015143                                     | 52212991       | Other Fringe Benefits              | 426                             |           |           | 426                            |
| 21015143                                     | 52215241       | Staff Development                  | 5,000                           |           |           | 5,000                          |
|  |                | <b>Total 72210</b>                 | <b>293,985</b>                  | <b>-</b>  | <b>-</b>  | <b>293,985</b>                 |
| 21015143                                     | 52251899       | Computer Technician (1)            | 25,000                          |           |           | 25,000                         |
| 21015143                                     | 52252011       | Social Security                    | 1,550                           |           |           | 1,550                          |
| 21015143                                     | 52252041       | Retirement                         | 3,745                           |           |           | 3,745                          |
| 21015143                                     | 52252061       | Life Insurance                     | 65                              |           |           | 65                             |
| 21015143                                     | 52252071       | Medical Insurance                  | 9,500                           |           |           | 9,500                          |
| 21015143                                     | 52252081       | Dental Insurance                   | 345                             |           |           | 345                            |
| 21015143                                     | 52252101       | Unemployment Comp.                 | 180                             |           |           | 180                            |
| 21015143                                     | 52252121       | Medicare                           | 362                             |           |           | 362                            |
| 21015143                                     | 52252991       | Other Fringe Benefits              | 50                              |           |           | 50                             |
|  |                | <b>Total 72250</b>                 | <b>40,797</b>                   | <b>-</b>  | <b>-</b>  | <b>40,797</b>                  |
| 21015143                                     | 52713141       | Contracts w Public Carriers        | 4,000                           |           |           | 4,000                          |
|  |                | <b>Total 72710</b>                 | <b>4,000</b>                    | <b>-</b>  | <b>-</b>  | <b>4,000</b>                   |
|  |                | <b>TOTAL</b>                       | <b>560,050</b>                  | <b>-</b>  | <b>-</b>  | <b>560,050</b>                 |

| ORGANIZATION<br>KEY               | OBJECT<br>CODE | EXPENDITURE<br>DESCRIPTION         | AMENDED              |           |           | AMENDED             |
|-----------------------------------|----------------|------------------------------------|----------------------|-----------|-----------|---------------------|
|                                   |                |                                    | BUDGET<br>11/21/2019 | INCREASES | DECREASES | BUDGET<br>1/16/2020 |
| <b>Lookout Valley Middle/High</b> |                |                                    |                      |           |           |                     |
| 21015153                          | 51101409       | Teachers Supplements               | 15,269               |           |           | 15,269              |
| 21015153                          | 51101981       | Substitute Non Degreed             | 1,020                |           |           | 1,020               |
| 21015153                          | 51102011       | Social Security                    | 1,010                |           |           | 1,010               |
| 21015153                          | 51102041       | Retirement                         | 1,623                |           |           | 1,623               |
| 21015153                          | 51102121       | Medicare                           | 236                  |           |           | 236                 |
| 21015153                          | 51104291       | Instructional Supplies             | 12,042               |           |           | 12,042              |
| 21015153                          | 51107221       | Instructional Equipment            | 24,500               |           |           | 24,500              |
|                                   |                | <b>Total 71100</b>                 | <b>55,700</b>        | <b>-</b>  | <b>-</b>  | <b>55,700</b>       |
| 21015153                          | 52135999       | Charges: Parental Involvement      | 1,158                |           |           | 1,158               |
|                                   |                | <b>Total 72130</b>                 | <b>1,158</b>         | <b>-</b>  | <b>-</b>  | <b>1,158</b>        |
| 21015153                          | 52211621       | Classified Extended Contract       | 1,200                |           |           | 1,200               |
| 21015153                          | 52211961       | In-service Stipends                | 5,200                |           |           | 5,200               |
| 21015153                          | 52212011       | Social Security                    | 396                  |           |           | 396                 |
| 21015153                          | 52212041       | Retirement                         | 733                  |           |           | 733                 |
| 21015153                          | 52212121       | Medicare                           | 92                   |           |           | 92                  |
| 21015153                          | 52212991       | Other Fringe Benefits              | 2                    |           |           | 2                   |
| 21015153                          | 52214999       | Supplies & Materials (Staff Dev)   | 218                  |           |           | 218                 |
| 21015153                          | 52215241       | Staff Development                  | 1,000                |           |           | 1,000               |
| 21015153                          | 52217901       | Other Equipment                    | 500                  |           |           | 500                 |
|                                   |                | <b>Total 72210</b>                 | <b>9,341</b>         | <b>-</b>  | <b>-</b>  | <b>9,341</b>        |
|                                   |                | <b>TOTAL</b>                       | <b>66,199</b>        | <b>-</b>  | <b>-</b>  | <b>66,199</b>       |
| <b>Tyner High</b>                 |                |                                    |                      |           |           |                     |
| 21015163                          | 51101409       | Teachers Supplements               | 7,200                |           |           | 7,200               |
| 21015163                          | 51101631       | Educational Assistant--ISS (1)     | 22,714               |           |           | 22,714              |
| 21015163                          | 51102011       | Social Security                    | 1,854                |           |           | 1,854               |
| 21015163                          | 51102041       | Retirement                         | 4,167                |           |           | 4,167               |
| 21015163                          | 51102061       | Life Insurance                     | 65                   |           |           | 65                  |
| 21015163                          | 51102071       | Medical Insurance                  | 9,500                |           |           | 9,500               |
| 21015163                          | 51102081       | Dental Insurance                   | 345                  |           |           | 345                 |
| 21015163                          | 51102101       | Unemployment Comp.                 | 180                  |           |           | 180                 |
| 21015163                          | 51102121       | Medicare                           | 433                  |           |           | 433                 |
| 21015163                          | 51102991       | Other Fringes                      | 45                   |           |           | 45                  |
| 21015163                          | 51104291       | Instructional Supplies             | 13,016               |           |           | 13,016              |
| 21015163                          | 51107221       | Instructional Equipment            | 10,000               |           |           | 10,000              |
|                                   |                | <b>Total 71100</b>                 | <b>69,519</b>        | <b>-</b>  | <b>-</b>  | <b>69,519</b>       |
| 21015163                          | 52131899       | Family Partnership Specialist (1)  | 43,264               |           |           | 43,264              |
| 21015163                          | 52131899       | Behavior Management Specialist (1) | 35,693               |           |           | 35,693              |
| 21015163                          | 52132011       | Social Security                    | 4,895                |           |           | 4,895               |
| 21015163                          | 52132041       | Retirement                         | 11,828               |           |           | 11,828              |
| 21015163                          | 52132061       | Life Insurance                     | 130                  |           |           | 130                 |
| 21015163                          | 52132071       | Medical Insurance                  | 19,000               |           |           | 19,000              |
| 21015163                          | 52132081       | Dental Insurance                   | 690                  |           |           | 690                 |
| 21015163                          | 52132101       | Unemployment Comp.                 | 360                  |           |           | 360                 |
| 21015163                          | 52132121       | Medicare                           | 1,145                |           |           | 1,145               |
| 21015163                          | 52132991       | Other Fringes                      | 158                  |           |           | 158                 |
| 21015163                          | 52133999       | Contracted Services - Parent       | 5,000                |           |           | 5,000               |
| 21015163                          | 52134999       | Supplies, awards, postage          | 2,000                |           |           | 2,000               |
| 21015163                          | 52135999       | Charges: Parental Involvement      | 2,000                |           |           | 2,000               |
|                                   |                | <b>Total 72130</b>                 | <b>126,163</b>       | <b>-</b>  | <b>-</b>  | <b>126,163</b>      |
| 21015163                          | 52213081       | Consultants                        | 10,121               |           |           | 10,121              |
| 21015163                          | 52215241       | Staff Development                  | 10,000               |           |           | 10,000              |
|                                   |                | <b>Total 72210</b>                 | <b>20,121</b>        | <b>-</b>  | <b>-</b>  | <b>20,121</b>       |
| 21015163                          | 52713141       | Contracts w Public Carriers        | 15,000               |           |           | 15,000              |
|                                   |                | <b>Total 72710</b>                 | <b>15,000</b>        | <b>-</b>  | <b>-</b>  | <b>15,000</b>       |
|                                   |                | <b>TOTAL</b>                       | <b>230,803</b>       | <b>-</b>  | <b>-</b>  | <b>230,803</b>      |

| ORGANIZATION<br>KEY  | OBJECT<br>CODE | EXPENDITURE<br>DESCRIPTION                 | AMENDED<br>BUDGET<br>11/21/2019 | INCREASES     | DECREASES       | AMENDED<br>BUDGET<br>1/16/2020 |
|--|----------------|--|---------------------------------|---------------|-----------------|--------------------------------|
| <b><u>Chattanooga Girls Leadership Academy--Charter School</u></b>   |                |  |                                 |               |                 |                                |
| 21015303   | 51104291       | Instructional Supplies                     | 15,785                          |               |                 | 15,785                         |
| 21015303   | 51105999       | Charges: Extended Contracts                | 1,777                           |               |                 | 1,777                          |
| 21015303   | 51105999       | Charges: P-time Interventionists (4)       | 31,004                          |               |                 | 31,004                         |
|  |                | <b>Total 71100</b>                         | <b>48,566</b>                   | -             | -               | <b>48,566</b>                  |
| 21015303   | 52135999       | Charges: Behavior SpecialistsPT (2)        | 29,066                          |               |                 | 29,066                         |
| 21015303   | 52135999       | Charges: Parental Involvement              | 2,028                           |               |                 | 2,028                          |
|  |                | <b>Total 72130</b>                         | <b>31,094</b>                   | -             | -               | <b>31,094</b>                  |
| 21015303   | 52215999       | Charges: Literacy & Math Coach (2)         | 87,035                          |               |                 | 87,035                         |
|  |                | <b>Total 72210</b>                         | <b>87,035</b>                   | -             | -               | <b>87,035</b>                  |
| 21015303   | 52255999       | Charges: Part-time Computer Tech (1)       | 30,359                          |               |                 | 30,359                         |
|  |                | <b>Total 72250</b>                         | <b>30,359</b>                   | -             | -               | <b>30,359</b>                  |
|  |                | <b>TOTAL</b>                               | <b>197,054</b>                  | -             | -               | <b>197,054</b>                 |
| <b><u>Chattanooga Charter School of Excellence</u></b>               |                |  |                                 |               |                 |                                |
| 21015323   | 51104291       | Instructional Supplies                     | 4,438                           |               | (4,438)         | -                              |
| 21015323   | 51105999       | Extended Contracts                         | -                               | 25,008        |                 | 25,008                         |
| 21015323   | 51105999       | Charges: Educational Assistant             | 27,472                          |               | (8,336)         | 19,136                         |
|  |                | <b>Total 71100</b>                         | <b>31,910</b>                   | <b>25,008</b> | <b>(12,774)</b> | <b>44,144</b>                  |
| 21015323   | 52135999       | Charges: Family Partnership Specialist (1) | 68,981                          |               | (8,336)         | 60,645                         |
|  |                | <b>Total 72130</b>                         | <b>68,981</b>                   | -             | <b>(8,336)</b>  | <b>60,645</b>                  |
| 21015323   | 52215999       | Charges: Curriculum Coaches (2)            | 165,333                         |               | (3,898)         | 161,435                        |
|  |                | <b>Total 72210</b>                         | <b>165,333</b>                  | -             | <b>(3,898)</b>  | <b>161,435</b>                 |
|  |                | <b>TOTAL</b>                               | <b>266,224</b>                  | <b>25,008</b> | <b>(25,008)</b> | <b>266,224</b>                 |
| <b><u>Chattanooga Charter School of Excellence Middle School</u></b> |                |  |                                 |               |                 |                                |
| 21016322   | 51105999       | Charges: Interventionist (1)               | 38,929                          |               | (5,115)         | 33,814                         |
| 21016322   | 51105999       | Extended Contracts                         | -                               | 16,262        |                 | 16,262                         |
|  |                | <b>Total 71100</b>                         | <b>38,929</b>                   | <b>16,262</b> | <b>(5,115)</b>  | <b>50,076</b>                  |
| 21016322   | 52135999       | Charges: Family Partnership Sp (1)         | 54,932                          |               | (5,574)         | 49,358                         |
|  |                | <b>Total 72130</b>                         | <b>54,932</b>                   | -             | <b>(5,574)</b>  | <b>49,358</b>                  |
| 21016322   | 52255999       | Charges: Computer Technician               | 53,159                          |               | (5,573)         | 47,586                         |
|  |                | <b>Total 72250</b>                         | <b>53,159</b>                   | -             | <b>(5,573)</b>  | <b>47,586</b>                  |
|  |                | <b>TOTAL</b>                               | <b>147,020</b>                  | <b>16,262</b> | <b>(16,262)</b> | <b>147,020</b>                 |
| <b><u>Chattanooga Preparatory School</u></b>                         |                |  |                                 |               |                 |                                |
| 21013935   | 51104291       | Instructional Supplies                     | 9,962                           |               | (4,962)         | 5,000                          |
| 21013935   | 51105999       | Charges: Teachers FT (3)                   | 20,209                          |               | (1,667)         | 18,542                         |
|  |                | <b>Total 71100</b>                         | <b>30,171</b>                   | -             | <b>(6,629)</b>  | <b>23,542</b>                  |
| 21013935   | 52134999       | Charges: Parental Involvement              | 915                             |               | 5,586           | 6,501                          |
|  |                | <b>Total 72130</b>                         | <b>915</b>                      | -             | <b>5,586</b>    | <b>6,501</b>                   |
| 21013935   | 52215999       | Charges: Dean of Students (.5 FTE)         | 58,980                          |               | 1,043           | 60,023                         |
|  |                | <b>Total 72210</b>                         | <b>58,980</b>                   | -             | <b>1,043</b>    | <b>60,023</b>                  |
|  |                | <b>TOTAL</b>                               | <b>90,066</b>                   | -             | -               | <b>90,066</b>                  |

| ORGANIZATION<br>KEY      | OBJECT<br>CODE | EXPENDITURE<br>DESCRIPTION                 | AMENDED              |               |                 | AMENDED             |
|--------------------------|----------------|--|----------------------|---------------|-----------------|---------------------|
|                          |                |  | BUDGET<br>11/21/2019 | INCREASES     | DECREASES       | BUDGET<br>1/16/2020 |
| <b>Brown Middle</b>      |                |  |                      |               |                 |                     |
| 21016022                 | 51101345       | Instructional Personnel--Tutor PT (2)      | 21,390               |               |                 | 21,390              |
| 21016022                 | 51101409       | Teachers Supplements                       | 14,000               |               |                 | 14,000              |
| 21016022                 | 51101981       | Substitute Non Degreed                     | 2,040                |               | (1,530)         | 510                 |
| 21016022                 | 51102011       | Social Security                            | 2,320                |               | (95)            | 2,225               |
| 21016022                 | 51102041       | Retirement                                 | 1,488                |               |                 | 1,488               |
| 21016022                 | 51102121       | Medicare                                   | 543                  |               | (22)            | 521                 |
| 21016022                 | 51104291       | Instructional Supplies                     | 14,573               | 8,000         |                 | 22,573              |
| 21016022                 | 51105999       | Charges: field trips, etc                  | 5,000                |               | (5,000)         | -                   |
| 21016022                 | 51107221       | Instructional Equipment                    | 9,136                |               | (3,000)         | 6,136               |
|                          |                | <b>Total 71100</b>                         | <b>70,490</b>        | <b>8,000</b>  | <b>(9,647)</b>  | <b>68,843</b>       |
| 21016022                 | 52134999       | Supplies, awards, postage                  | 1,161                |               |                 | 1,161               |
| 21016022                 | 52135999       | Charges: Parental Involvement              | 1,161                |               |                 | 1,161               |
|                          |                | <b>Total 72130</b>                         | <b>2,322</b>         | <b>-</b>      | <b>-</b>        | <b>2,322</b>        |
| 21016022                 | 52211621       | Clerical Extended Contract                 | 4,000                |               |                 | 4,000               |
| 21016022                 | 52211894       | Contracted Personnel--Part-time (1)        | 6,000                |               |                 | 6,000               |
| 21016022                 | 52211899       | Contracted Personnel- Dean of Students (1) | 72,800               |               |                 | 72,800              |
| 21016022                 | 52211961       | In-service Stipends                        | 2,000                |               |                 | 2,000               |
| 21016022                 | 52212011       | Social Security                            | 5,258                |               |                 | 5,258               |
| 21016022                 | 52212041       | Retirement                                 | 8,551                |               |                 | 8,551               |
| 21016022                 | 52212061       | Life Insurance                             | 65                   |               |                 | 65                  |
| 21016022                 | 52212071       | Medical Insurance                          | 9,500                |               |                 | 9,500               |
| 21016022                 | 52212081       | Dental Insurance                           | 345                  |               |                 | 345                 |
| 21016022                 | 52212101       | Unemployment Comp.                         | 180                  |               |                 | 180                 |
| 21016022                 | 52212121       | Medicare                                   | 1,230                |               |                 | 1,230               |
| 21016022                 | 52212991       | Other Fringe Benefits                      | 154                  |               |                 | 154                 |
| 21016022                 | 52214999       | Supplies & Materials (Staff Dev)           | 1,461                |               |                 | 1,461               |
| 21016022                 | 52215241       | Staff Development                          | 1,500                | 1,647         |                 | 3,147               |
|                          |                | <b>Total 72210</b>                         | <b>113,044</b>       | <b>1,647</b>  | <b>-</b>        | <b>114,691</b>      |
| 21016022                 | 52713141       | Contracts w Public Carriers                | 3,000                |               |                 | 3,000               |
|                          |                | <b>Total 72710</b>                         | <b>3,000</b>         | <b>-</b>      | <b>-</b>        | <b>3,000</b>        |
|                          |                | <b>TOTAL</b>                               | <b>188,856</b>       | <b>9,647</b>  | <b>(9,647)</b>  | <b>188,856</b>      |
| <b>East Ridge Middle</b> |                |  |                      |               |                 |                     |
| 21016032                 | 51101166       | Part-time Interventionist (3)              | 57,120               |               |                 | 57,120              |
| 21016032                 | 51101409       | Teachers Supplements                       | 52,000               |               |                 | 52,000              |
| 21016032                 | 51101981       | Substitute Non Degreed                     | 5,525                |               | (2,000)         | 3,525               |
| 21016032                 | 51102011       | Social Security                            | 7,108                |               | (124)           | 6,984               |
| 21016032                 | 51102041       | Retirement                                 | 5,528                |               |                 | 5,528               |
| 21016032                 | 51102121       | Medicare                                   | 1,662                |               | (29)            | 1,633               |
| 21016032                 | 51103361       | Equipment Repair/Maint.                    | 750                  |               |                 | 750                 |
| 21016032                 | 51104291       | Instructional Supplies                     | 30,943               | 7,153         |                 | 38,096              |
| 21016032                 | 51105999       | Charges: field trips, etc                  | 2,000                |               |                 | 2,000               |
| 21016032                 | 51107221       | Instructional Equipment                    | 20,800               | 5,000         |                 | 25,800              |
|                          |                | <b>Total 71100</b>                         | <b>183,436</b>       | <b>12,153</b> | <b>(2,153)</b>  | <b>193,436</b>      |
| 21016032                 | 52131231       | Guidance Counselor (1)                     | 48,944               |               |                 | 48,944              |
| 21016032                 | 52132011       | Social Security                            | 3,035                |               |                 | 3,035               |
| 21016032                 | 52132041       | Retirement                                 | 5,203                |               |                 | 5,203               |
| 21016032                 | 52132061       | Life Insurance                             | 65                   |               |                 | 65                  |
| 21016032                 | 52132071       | Medical Insurance                          | 9,500                |               |                 | 9,500               |
| 21016032                 | 52132081       | Dental Insurance                           | 345                  |               |                 | 345                 |
| 21016032                 | 52132101       | Unemployment Comp.                         | 180                  |               |                 | 180                 |
| 21016032                 | 52132121       | Medicare                                   | 710                  |               |                 | 710                 |
| 21016032                 | 52132991       | Other Fringes                              | 98                   |               |                 | 98                  |
| 21016032                 | 52134999       | Supplies, awards, postage                  | 500                  |               |                 | 500                 |
| 21016032                 | 52135999       | Charges: Parental Involvement              | 4,700                |               |                 | 4,700               |
|                          |                | <b>Total 72130</b>                         | <b>73,280</b>        | <b>-</b>      | <b>-</b>        | <b>73,280</b>       |
| 21016032                 | 52211961       | In-service Stipends                        | 10,000               |               |                 | 10,000              |
| 21016032                 | 52212011       | Social Security                            | 620                  |               |                 | 620                 |
| 21016032                 | 52212041       | Retirement                                 | 1,063                |               |                 | 1,063               |
| 21016032                 | 52212121       | Medicare                                   | 145                  |               |                 | 145                 |
| 21016032                 | 52214999       | Supplies & Materials (Staff Dev)           | 2,000                |               |                 | 2,000               |
| 21016032                 | 52215241       | Staff Development                          | 28,000               |               | (10,000)        | 18,000              |
|                          |                | <b>Total 72210</b>                         | <b>41,828</b>        | <b>-</b>      | <b>(10,000)</b> | <b>31,828</b>       |
| 21016032                 | 52713141       | Contracts w Public Carriers                | 2,932                |               |                 | 2,932               |
|                          |                | <b>Total 72710</b>                         | <b>2,932</b>         | <b>-</b>      | <b>-</b>        | <b>2,932</b>        |
|                          |                | <b>TOTAL</b>                               | <b>301,476</b>       | <b>12,153</b> | <b>(12,153)</b> | <b>301,476</b>      |

| ORGANIZATION<br>KEY    | OBJECT<br>CODE | EXPENDITURE<br>DESCRIPTION         | AMENDED              |              |                | AMENDED             |
|------------------------|----------------|------------------------------------|----------------------|--------------|----------------|---------------------|
|                        |                |                                    | BUDGET<br>11/21/2019 | INCREASES    | DECREASES      | BUDGET<br>1/16/2020 |
| <b>Ooltewah Middle</b> |                |                                    |                      |              |                |                     |
| 21016042               | 51101409       | Teachers Supplements               | 20,000               |              |                | 20,000              |
| 21016042               | 51102011       | Social Security                    | 1,240                |              |                | 1,240               |
| 21016042               | 51102041       | Retirement                         | 2,126                |              |                | 2,126               |
| 21016042               | 51102121       | Medicare                           | 290                  |              |                | 290                 |
| 21016042               | 51104291       | Instructional Supplies             | 17,308               |              | (500)          | 16,808              |
| 21016042               | 51107221       | Instruction Equipment              | 17,000               |              | (953)          | 16,047              |
|                        |                | <b>Total 71100</b>                 | <b>57,964</b>        | <b>-</b>     | <b>(1,453)</b> | <b>56,511</b>       |
| 21016042               | 52134999       | Supplies, awards, postage          | 1,422                |              |                | 1,422               |
| 21016042               | 52135999       | Charges: Parental Involvement      | 1,422                |              |                | 1,422               |
|                        |                | <b>Total 72130</b>                 | <b>2,844</b>         | <b>-</b>     | <b>-</b>       | <b>2,844</b>        |
| 21016042               | 52211899       | Academic Coach                     | 53,587               |              |                | 53,587              |
| 21016042               | 52212061       | Life Insurance                     | 65                   |              |                | 65                  |
| 21016042               | 52212121       | Medicare                           | 777                  |              |                | 777                 |
| 21016042               | 52212991       | Other Fringe Benefits              | 107                  |              |                | 107                 |
| 21016042               | 52215241       | Staff Development                  | 5,000                | 1,453        |                | 6,453               |
|                        |                | <b>Total 72210</b>                 | <b>59,536</b>        | <b>1,453</b> | <b>-</b>       | <b>60,989</b>       |
| 21016042               | 52713141       | Contracts w Public Carriers        | 1,000                |              |                | 1,000               |
|                        |                | <b>Total 72710</b>                 | <b>1,000</b>         | <b>-</b>     | <b>-</b>       | <b>1,000</b>        |
|                        |                | <b>TOTAL</b>                       | <b>121,344</b>       | <b>1,453</b> | <b>(1,453)</b> | <b>121,344</b>      |
| <b>Red Bank Middle</b> |                |                                    |                      |              |                |                     |
| 21016052               | 51101161       | Remediation Teacher (1)            | 60,698               |              |                | 60,698              |
| 21016052               | 51101166       | Interventionists Part-time (2)     | 31,680               |              |                | 31,680              |
| 21016052               | 51101409       | Teachers Supplements               | 15,000               |              |                | 15,000              |
| 21016052               | 51101981       | Substitute Non Degreed             | 1,275                |              | (1,275)        | -                   |
| 21016052               | 51102011       | Social Security                    | 6,736                |              | (79)           | 6,657               |
| 21016052               | 51102041       | Retirement                         | 8,047                |              |                | 8,047               |
| 21016052               | 51102061       | Life Insurance                     | 65                   |              |                | 65                  |
| 21016052               | 51102071       | Medical Insurance                  | 9,500                |              |                | 9,500               |
| 21016052               | 51102081       | Dental Insurance                   | 345                  |              |                | 345                 |
| 21016052               | 51102101       | Unemployment Comp.                 | 180                  |              |                | 180                 |
| 21016052               | 51102121       | Medicare                           | 1,575                |              | (18)           | 1,557               |
| 21016052               | 51102991       | Other Fringes                      | 121                  |              |                | 121                 |
| 21016052               | 51104291       | Instructional Supplies             | 5,052                | 877          |                | 5,929               |
| 21016052               | 51107221       | Instructional Equipment            | 1,396                |              |                | 1,396               |
|                        |                | <b>Total 71100</b>                 | <b>141,670</b>       | <b>877</b>   | <b>(1,372)</b> | <b>141,175</b>      |
| 21016052               | 52131231       | Guidance Counselor Part-time (1)   | 22,918               |              |                | 22,918              |
| 21016052               | 52131899       | Family Partnership Specialist (.5) | 13,908               |              |                | 13,908              |
| 21016052               | 52132011       | Social Security                    | 2,283                |              |                | 2,283               |
| 21016052               | 52132041       | Retirement                         | 2,083                |              |                | 2,083               |
| 21016052               | 52132061       | Life Insurance                     | 26                   |              |                | 26                  |
| 21016052               | 52132071       | Medical Insurance                  | 3,800                |              |                | 3,800               |
| 21016052               | 52132081       | Dental Insurance                   | 138                  |              |                | 138                 |
| 21016052               | 52132101       | Unemployment Comp.                 | 72                   |              |                | 72                  |
| 21016052               | 52132121       | Medicare                           | 534                  |              |                | 534                 |
| 21016052               | 52132991       | Other Fringe Benefits              | 28                   |              |                | 28                  |
| 21016052               | 52133999       | Other Contracted Services          | -                    | 495          |                | 495                 |
| 21016052               | 52134999       | Supplies, awards, postage          | 1,500                |              |                | 1,500               |
| 21016052               | 52135999       | Charges: Parental Involvement      | 1,500                |              |                | 1,500               |
|                        |                | <b>Total 72130</b>                 | <b>48,790</b>        | <b>495</b>   | <b>-</b>       | <b>49,285</b>       |
|                        |                | <b>TOTAL</b>                       | <b>190,460</b>       | <b>1,372</b> | <b>(1,372)</b> | <b>190,460</b>      |

| ORGANIZATION KEY              | OBJECT CODE | EXPENDITURE DESCRIPTION                      | AMENDED BUDGET 11/21/2019 | INCREASES     | DECREASES       | AMENDED BUDGET 1/16/2020 |
|-------------------------------|-------------|--|---------------------------|---------------|-----------------|--------------------------|
| <b>Howard Connect Academy</b> |             |  |                           |               |                 |                          |
| 21016102                      | 51101345    | Other Instructional Personnel - Tutor PT (1) | 8,325                     |               |                 | 8,325                    |
| 21016102                      | 51101631    | Educational Assistant PT (1)                 | -                         | 7,308         |                 | 7,308                    |
| 21016102                      | 51101981    | Substitute Non Degreed                       | 3,060                     |               | (2,960)         | 100                      |
| 21016102                      | 51102011    | Social Security                              | 706                       | 269           |                 | 975                      |
| 21016102                      | 51102121    | Medicare                                     | 165                       | 63            |                 | 228                      |
| 21016102                      | 51104291    | Instructional Supplies                       | 28,992                    |               | (9,367)         | 19,625                   |
| 21016102                      | 51105999    | Charges: field trips, etc                    | 5,000                     |               |                 | 5,000                    |
| 21016102                      | 51107221    | Instructional Equipment                      | 12,000                    |               |                 | 12,000                   |
|                               |             | <b>Total 71100</b>                           | <b>58,248</b>             | <b>7,640</b>  | <b>(12,327)</b> | <b>53,561</b>            |
| 21016102                      | 52131894    | Family Partnership Specialist PT (1)         | 8,325                     |               |                 | 8,325                    |
| 21016102                      | 52132011    | Social Security                              | 516                       |               |                 | 516                      |
| 21016102                      | 52132121    | Medicare                                     | 121                       |               |                 | 121                      |
| 21016102                      | 52134999    | Supplies, awards, postage                    | 1,637                     |               |                 | 1,637                    |
| 21016102                      | 52135999    | Charges: Parental Involvement                | -                         | 1,500         |                 | 1,500                    |
|                               |             | <b>Total 72130</b>                           | <b>10,599</b>             | <b>1,500</b>  | <b>-</b>        | <b>12,099</b>            |
| 21016102                      | 52214999    | Other Supplies (staff development)           | 1,000                     |               |                 | 1,000                    |
| 21016102                      | 52215241    | Staff Development                            | 3,000                     |               |                 | 3,000                    |
|                               |             | <b>Total 72210</b>                           | <b>4,000</b>              | <b>-</b>      | <b>-</b>        | <b>4,000</b>             |
| 21016102                      | 52713141    | Contracts w Public Carriers                  | -                         | 3,187         |                 | 3,187                    |
|                               |             | <b>Total 72710</b>                           | <b>-</b>                  | <b>3,187</b>  | <b>-</b>        | <b>3,187</b>             |
|                               |             | <b>TOTAL</b>                                 | <b>72,847</b>             | <b>12,327</b> | <b>(12,327)</b> | <b>72,847</b>            |
| <b>Dalewood Middle</b>        |             |  |                           |               |                 |                          |
| 21016132                      | 51101161    | Teacher 1 (.5 FTE)                           | 30,000                    |               |                 | 30,000                   |
| 21016132                      | 51101166    | Interventionists Part-time (1)               | 25,250                    |               |                 | 25,250                   |
| 21016132                      | 51101409    | Teachers Supplements                         | 10,000                    |               |                 | 10,000                   |
| 21016132                      | 51101631    | Educational Assistant (1)                    | 18,387                    |               |                 | 18,387                   |
| 21016132                      | 51101981    | Substitute Non Degreed                       | 1,700                     |               | (1,700)         | -                        |
| 21016132                      | 51102011    | Social Security                              | 5,291                     |               | (105)           | 5,186                    |
| 21016132                      | 51102041    | Retirement                                   | 7,006                     |               |                 | 7,006                    |
| 21016132                      | 51102061    | Life Insurance                               | 65                        |               |                 | 65                       |
| 21016132                      | 51102071    | Medical Insurance                            | 9,500                     |               |                 | 9,500                    |
| 21016132                      | 51102081    | Dental Insurance                             | 345                       |               |                 | 345                      |
| 21016132                      | 51102101    | Unemployment Comp.                           | 180                       |               |                 | 180                      |
| 21016132                      | 51102121    | Medicare                                     | 1,238                     |               | (25)            | 1,213                    |
| 21016132                      | 51102991    | Other Fringes                                | 97                        |               |                 | 97                       |
| 21016132                      | 51103361    | Equipment Repair/Maint.                      | 2,000                     |               |                 | 2,000                    |
| 21016132                      | 51103999    | Contracted Services                          | 1,500                     |               |                 | 1,500                    |
| 21016132                      | 51104291    | Instructional Supplies                       | 8,199                     | 5,830         |                 | 14,029                   |
| 21016132                      | 51105999    | Charges: field trips, etc                    | 3,000                     |               | (1,500)         | 1,500                    |
| 21016132                      | 51107221    | Instructional Equipment                      | 8,000                     |               |                 | 8,000                    |
|                               |             | <b>Total 71100</b>                           | <b>131,758</b>            | <b>5,830</b>  | <b>(3,330)</b>  | <b>134,258</b>           |
| 21016132                      | 52131899    | Family Partnership Specialist (1)            | 37,417                    |               |                 | 37,417                   |
| 21016132                      | 52132011    | Social Security                              | 2,320                     |               |                 | 2,320                    |
| 21016132                      | 52132041    | Retirement                                   | 5,605                     |               |                 | 5,605                    |
| 21016132                      | 52132061    | Life Insurance                               | 65                        |               |                 | 65                       |
| 21016132                      | 52132071    | Medical Insurance                            | 9,500                     |               |                 | 9,500                    |
| 21016132                      | 52132081    | Dental Insurance                             | 345                       |               |                 | 345                      |
| 21016132                      | 52132101    | Unemployment Comp.                           | 180                       |               |                 | 180                      |
| 21016132                      | 52132121    | Medicare                                     | 543                       |               |                 | 543                      |
| 21016132                      | 52132991    | Other Fringes                                | 75                        |               |                 | 75                       |
| 21016132                      | 52134999    | Supplies, awards, postage                    | 1,000                     |               |                 | 1,000                    |
| 21016132                      | 52135999    | Charges: Parental Involvement                | 1,000                     |               |                 | 1,000                    |
|                               |             | <b>Total 72130</b>                           | <b>58,050</b>             | <b>-</b>      | <b>-</b>        | <b>58,050</b>            |
| 21016132                      | 52211961    | In-service Stipends                          | 1,000                     |               |                 | 1,000                    |
| 21016132                      | 52212011    | Social Security                              | 62                        |               |                 | 62                       |
| 21016132                      | 52212041    | Retirement                                   | 106                       |               |                 | 106                      |
| 21016132                      | 52212121    | Medicare                                     | 15                        |               |                 | 15                       |
| 21016132                      | 52213081    | Consultants                                  | 76                        |               |                 | 76                       |
| 21016132                      | 52214999    | Other Supplies (staff development)           | 2,000                     |               |                 | 2,000                    |
| 21016132                      | 52215241    | Staff Development                            | 77                        |               |                 | 77                       |
|                               |             | <b>Total 72210</b>                           | <b>3,336</b>              | <b>-</b>      | <b>-</b>        | <b>3,336</b>             |
| 21016132                      | 52713141    | Contracts w Public Carriers                  | 5,000                     |               | (2,500)         | 2,500                    |
|                               |             | <b>Total 72710</b>                           | <b>5,000</b>              | <b>-</b>      | <b>(2,500)</b>  | <b>2,500</b>             |
|                               |             | <b>TOTAL</b>                                 | <b>198,144</b>            | <b>5,830</b>  | <b>(5,830)</b>  | <b>198,144</b>           |

| ORGANIZATION<br>KEY      | OBJECT<br>CODE | EXPENDITURE<br>DESCRIPTION              | AMENDED<br>BUDGET<br>11/21/2019 | INCREASES     | DECREASES       | AMENDED<br>BUDGET<br>1/16/2020 |
|--------------------------|----------------|---|---------------------------------|---------------|-----------------|--------------------------------|
| <b>East Lake Academy</b> |                |   |                                 |               |                 |                                |
| 21016142                 | 51101161       | Remediation Teacher (1)                 | 54,539                          |               |                 | 54,539                         |
| 21016142                 | 51101166       | Interventionists (1)                    | 31,898                          |               |                 | 31,898                         |
| 21016142                 | 51101345       | Instructional Personnel--Tutors (1)     | 15,660                          |               |                 | 15,660                         |
| 21016142                 | 51101409       | Teachers Supplements                    | -                               | 4,000         |                 | 4,000                          |
| 21016142                 | 51101981       | Substitute Non Degreed                  | 850                             |               |                 | 850                            |
| 21016142                 | 51102011       | Social Security                         | 6,383                           | 248           |                 | 6,631                          |
| 21016142                 | 51102041       | Retirement                              | 5,797                           | 425           |                 | 6,222                          |
| 21016142                 | 51102061       | Life Insurance                          | 65                              |               |                 | 65                             |
| 21016142                 | 51102071       | Medical Insurance                       | 9,500                           |               |                 | 9,500                          |
| 21016142                 | 51102081       | Dental Insurance                        | 345                             |               |                 | 345                            |
| 21016142                 | 51102101       | Unemployment Comp.                      | 180                             |               |                 | 180                            |
| 21016142                 | 51102121       | Medicare                                | 1,492                           | 58            |                 | 1,550                          |
| 21016142                 | 51102991       | Other Fringes                           | 109                             |               |                 | 109                            |
| 21016142                 | 51104291       | Instructional Supplies                  | 72,565                          |               | (40,914)        | 31,651                         |
| 21016142                 | 51105999       | Charges: field trips, etc               | 8,844                           | 10,000        |                 | 18,844                         |
| 21016142                 | 51107221       | Instructional Equipment                 | 5,000                           | 7,000         |                 | 12,000                         |
|                          |                | <b>Total 71100</b>                      | <b>213,227</b>                  | <b>21,731</b> | <b>(40,914)</b> | <b>194,044</b>                 |
| 21016142                 | 52131899       | Family Partnership Specialist Part-time | 18,000                          |               |                 | 18,000                         |
| 21016142                 | 52131899       | Behavior Management Specialist (1)      | 36,104                          |               |                 | 36,104                         |
| 21016142                 | 52132011       | Social Security                         | 3,354                           |               |                 | 3,354                          |
| 21016142                 | 52132041       | Retirement                              | 5,408                           |               |                 | 5,408                          |
| 21016142                 | 52132061       | Life Insurance                          | 65                              |               |                 | 65                             |
| 21016142                 | 52132071       | Medical Insurance                       | 9,500                           |               |                 | 9,500                          |
| 21016142                 | 52132081       | Dental Insurance                        | 345                             |               |                 | 345                            |
| 21016142                 | 52132101       | Unemployment Comp.                      | 180                             |               |                 | 180                            |
| 21016142                 | 52132121       | Medicare                                | 784                             |               |                 | 784                            |
| 21016142                 | 52132991       | Other Fringes                           | 73                              |               |                 | 73                             |
| 21016142                 | 52134999       | Supplies, awards, postage               | 300                             |               |                 | 300                            |
| 21016142                 | 52135999       | Charges: Parental Involvement           | 5,630                           |               |                 | 5,630                          |
|                          |                | <b>Total 72130</b>                      | <b>79,743</b>                   | <b>-</b>      | <b>-</b>        | <b>79,743</b>                  |
| 21016142                 | 52211894       | Grad/Core Academic Coach                | 19,003                          |               |                 | 19,003                         |
| 21016142                 | 52211961       | In-service Stipends                     | 6,000                           | 1,000         |                 | 7,000                          |
| 21016142                 | 52212011       | Social Security                         | 1,550                           | 62            |                 | 1,612                          |
| 21016142                 | 52212041       | Retirement                              | 730                             | 106           |                 | 836                            |
| 21016142                 | 52212121       | Medicare                                | 363                             | 15            |                 | 378                            |
| 21016142                 | 52212991       | Other Fringe Benefits                   | 4                               |               |                 | 4                              |
| 21016142                 | 52213081       | Consultants                             | 6,000                           | 3,000         |                 | 9,000                          |
| 21016142                 | 52214999       | Other Supplies (staff development)      | 500                             |               |                 | 500                            |
| 21016142                 | 52215241       | Staff Development                       | 7,000                           | 10,000        |                 | 17,000                         |
|                          |                | <b>Total 72210</b>                      | <b>41,150</b>                   | <b>14,183</b> | <b>-</b>        | <b>55,333</b>                  |
| 21016142                 | 52251899       | Computer Technician (1)                 | 32,438                          |               |                 | 32,438                         |
| 21016142                 | 52252011       | Social Security                         | 2,011                           |               |                 | 2,011                          |
| 21016142                 | 52252041       | Retirement                              | 4,768                           |               |                 | 4,768                          |
| 21016142                 | 52252061       | Life Insurance                          | 65                              |               |                 | 65                             |
| 21016142                 | 52252071       | Medical Insurance                       | 9,500                           |               |                 | 9,500                          |
| 21016142                 | 52252081       | Dental Insurance                        | 345                             |               |                 | 345                            |
| 21016142                 | 52252101       | Unemployment Comp.                      | 180                             |               |                 | 180                            |
| 21016142                 | 52252121       | Medicare                                | 470                             |               |                 | 470                            |
| 21016142                 | 52252991       | Other Fringe Benefits                   | 65                              |               |                 | 65                             |
|                          |                | <b>Total 72250</b>                      | <b>49,842</b>                   | <b>-</b>      | <b>-</b>        | <b>49,842</b>                  |
| 21016142                 | 52713141       | Contracts w Public Carriers             | 10,739                          | 5,000         |                 | 15,739                         |
|                          |                | <b>Total 72710</b>                      | <b>10,739</b>                   | <b>5,000</b>  | <b>-</b>        | <b>15,739</b>                  |
|                          |                | <b>TOTAL</b>                            | <b>394,701</b>                  | <b>40,914</b> | <b>(40,914)</b> | <b>394,701</b>                 |

| ORGANIZATION KEY           | OBJECT CODE | EXPENDITURE DESCRIPTION            | AMENDED BUDGET 11/21/2019 | INCREASES     | DECREASES       | AMENDED BUDGET 1/16/2020 |
|----------------------------|-------------|------------------------------------|---------------------------|---------------|-----------------|--------------------------|
| <b>Hixson Middle</b>       |             |                                    |                           |               |                 |                          |
| 21016152                   | 51101166    | Teachers Part-time (3)             | 51,340                    |               |                 | 51,340                   |
| 21016152                   | 51101409    | Teachers Supplements               | 4,000                     |               |                 | 4,000                    |
| 21016152                   | 51101981    | Substitute Non Degreed             | 1,825                     |               |                 | 1,825                    |
| 21016152                   | 51102011    | Social Security                    | 3,544                     |               |                 | 3,544                    |
| 21016152                   | 51102041    | Retirement                         | 425                       |               |                 | 425                      |
| 21016152                   | 51102121    | Medicare                           | 829                       |               |                 | 829                      |
| 21016152                   | 51103999    | Contracted Services                | 2,500                     |               |                 | 2,500                    |
| 21016152                   | 51104291    | Instructional Supplies             | 10,301                    |               |                 | 10,301                   |
| 21016152                   | 51107221    | Instructional Equipment            | 7,000                     |               |                 | 7,000                    |
|                            |             | <b>Total 71100</b>                 | <b>81,764</b>             | -             | -               | <b>81,764</b>            |
| 21016152                   | 52134999    | Supplies, awards, postage          | 500                       |               |                 | 500                      |
| 21016152                   | 52135999    | Charges: Parental Involvement      | 1,708                     |               |                 | 1,708                    |
|                            |             | <b>Total 72130</b>                 | <b>2,208</b>              | -             | -               | <b>2,208</b>             |
| 21016152                   | 52211961    | In-service Stipends                | 4,200                     |               |                 | 4,200                    |
| 21016152                   | 52212011    | Social Security                    | 260                       |               |                 | 260                      |
| 21016152                   | 52212041    | Retirement                         | 447                       |               |                 | 447                      |
| 21016152                   | 52212121    | Medicare                           | 61                        |               |                 | 61                       |
| 21016152                   | 52215241    | Staff Development                  | 4,413                     |               |                 | 4,413                    |
|                            |             | <b>Total 72210</b>                 | <b>9,381</b>              | -             | -               | <b>9,381</b>             |
| 21016152                   | 52713141    | Contracts w Public Carriers        | 855                       |               |                 | 855                      |
|                            |             | <b>Total 72710</b>                 | <b>855</b>                | -             | -               | <b>855</b>               |
|                            |             | <b>TOTAL</b>                       | <b>94,208</b>             | -             | -               | <b>94,208</b>            |
| <b>Orchard Knob Middle</b> |             |                                    |                           |               |                 |                          |
| 21016162                   | 51101345    | Tutor - PT (2)                     | -                         | 8,280         |                 | 8,280                    |
| 21016162                   | 51101409    | Teachers Supplements               | 20,000                    |               |                 | 20,000                   |
| 21016162                   | 51101631    | Educational Assistants (3)         | 73,376                    |               | (18,344)        | 55,032                   |
| 21016162                   | 51101899    | Other Salaries                     | -                         | 8,000         |                 | 8,000                    |
| 21016162                   | 51101981    | Substitute Non Degreed             | 4,250                     |               | (4,050)         | 200                      |
| 21016162                   | 51102011    | Social Security                    | 6,053                     |               | (379)           | 5,674                    |
| 21016162                   | 51102041    | Retirement                         | 13,117                    |               | (1,550)         | 11,567                   |
| 21016162                   | 51102061    | Life Insurance                     | 260                       |               | (65)            | 195                      |
| 21016162                   | 51102071    | Medical Insurance                  | 38,000                    |               | (9,500)         | 28,500                   |
| 21016162                   | 51102081    | Dental Insurance                   | 1,380                     |               | (345)           | 1,035                    |
| 21016162                   | 51102101    | Unemployment Comp.                 | 720                       |               | (180)           | 540                      |
| 21016162                   | 51102121    | Medicare                           | 1,416                     |               | (89)            | 1,327                    |
| 21016162                   | 51102991    | Other Fringes                      | 147                       |               | (37)            | 110                      |
| 21016162                   | 51103361    | Equipment Repair                   | 2,000                     |               | (1,500)         | 500                      |
| 21016162                   | 51104291    | Instructional Supplies             | 50,555                    |               | (25,530)        | 25,025                   |
| 21016162                   | 51105999    | Charges: field trips, etc          | 2,000                     | 3,344         |                 | 5,344                    |
| 21016162                   | 51107221    | Instructional Equipment            | 20,000                    | 28,500        |                 | 48,500                   |
|                            |             | <b>Total 71100</b>                 | <b>233,274</b>            | <b>48,124</b> | <b>(61,569)</b> | <b>219,829</b>           |
| 21016162                   | 52131899    | Parent Coordinator (1)             | 24,170                    |               |                 | 24,170                   |
| 21016162                   | 52132011    | Social Security                    | 1,499                     |               |                 | 1,499                    |
| 21016162                   | 52132041    | Retirement                         | 3,621                     |               |                 | 3,621                    |
| 21016162                   | 52132061    | Life Insurance                     | 65                        |               |                 | 65                       |
| 21016162                   | 52132071    | Medical Insurance                  | 9,500                     |               |                 | 9,500                    |
| 21016162                   | 52132081    | Dental Insurance                   | 345                       |               |                 | 345                      |
| 21016162                   | 52132101    | Unemployment Comp.                 | 180                       |               |                 | 180                      |
| 21016162                   | 52132121    | Medicare                           | 351                       |               |                 | 351                      |
| 21016162                   | 52132991    | Other Fringes                      | 49                        |               |                 | 49                       |
| 21016162                   | 52134999    | Supplies, awards, postage          | 1,344                     |               |                 | 1,344                    |
| 21016162                   | 52135999    | Charges: Parental Involvement      | 1,344                     | 1,500         |                 | 2,844                    |
|                            |             | <b>Total 72130</b>                 | <b>42,468</b>             | <b>1,500</b>  | -               | <b>43,968</b>            |
| 21016162                   | 52211961    | In-service Stipends                | 4,000                     |               |                 | 4,000                    |
| 21016162                   | 52212011    | Social Security                    | 248                       |               |                 | 248                      |
| 21016162                   | 52212041    | Retirement                         | 425                       |               |                 | 425                      |
| 21016162                   | 52212121    | Medicare                           | 58                        |               |                 | 58                       |
| 21016162                   | 52213081    | Consultants                        | 5,000                     | 2,860         |                 | 7,860                    |
| 21016162                   | 52214999    | Other Supplies (staff development) | 2,300                     |               |                 | 2,300                    |
| 21016162                   | 52215241    | Staff Development                  | 5,000                     | 7,085         |                 | 12,085                   |
|                            |             | <b>Total 72210</b>                 | <b>17,031</b>             | <b>9,945</b>  | -               | <b>26,976</b>            |
| 21016162                   | 52713141    | Contracts w Public Carriers        | 3,019                     | 2,000         |                 | 5,019                    |
|                            |             | <b>Total 72710</b>                 | <b>3,019</b>              | <b>2,000</b>  | -               | <b>5,019</b>             |
|                            |             | <b>TOTAL</b>                       | <b>295,792</b>            | <b>61,569</b> | <b>(61,569)</b> | <b>295,792</b>           |

| ORGANIZATION<br>KEY            | OBJECT<br>CODE | EXPENDITURE<br>DESCRIPTION         | AMENDED<br>BUDGET<br>11/21/2019 | INCREASES     | DECREASES       | AMENDED<br>BUDGET<br>1/16/2020 |
|--------------------------------|----------------|------------------------------------|---------------------------------|---------------|-----------------|--------------------------------|
| <b>Tyner Middle Academy</b>    |                |                                    |                                 |               |                 |                                |
| 21016182                       | 51101409       | Teachers Supplements               | 30,000                          |               |                 | 30,000                         |
| 21016182                       | 51101981       | Substitute Non Degreed             | 5,950                           |               | (5,950)         | -                              |
| 21016182                       | 51102011       | Social Security                    | 2,229                           |               | (369)           | 1,860                          |
| 21016182                       | 51102041       | Retirement                         | 3,189                           |               |                 | 3,189                          |
| 21016182                       | 51102121       | Medicare                           | 521                             |               | (86)            | 435                            |
| 21016182                       | 51103361       | Equipment Repair/Maint.            | 396                             |               |                 | 396                            |
| 21016182                       | 51104291       | Instructional Supplies             | 58,765                          |               | (10,000)        | 48,765                         |
| 21016182                       | 51105999       | Charges: field trips, etc          | 5,000                           |               |                 | 5,000                          |
| 21016182                       | 51107221       | Instructional Equipment            | 9,500                           | 16,405        |                 | 25,905                         |
|                                |                | <b>Total 71100</b>                 | <b>115,550</b>                  | <b>16,405</b> | <b>(16,405)</b> | <b>115,550</b>                 |
| 21016182                       | 52131899       | Family Partnership Specialist (1)  | 38,480                          |               |                 | 38,480                         |
| 21016182                       | 52131899       | Behavior Management Specialist     | 38,480                          |               |                 | 38,480                         |
| 21016182                       | 52132011       | Social Security                    | 4,772                           |               |                 | 4,772                          |
| 21016182                       | 52132041       | Retirement                         | 11,528                          |               |                 | 11,528                         |
| 21016182                       | 52132061       | Life Insurance                     | 130                             |               |                 | 130                            |
| 21016182                       | 52132071       | Medical Insurance                  | 19,000                          |               |                 | 19,000                         |
| 21016182                       | 52132081       | Dental Insurance                   | 690                             |               |                 | 690                            |
| 21016182                       | 52132101       | Unemployment Comp.                 | 360                             |               |                 | 360                            |
| 21016182                       | 52132121       | Medicare                           | 1,116                           |               |                 | 1,116                          |
| 21016182                       | 52132991       | Other Fringes                      | 154                             |               |                 | 154                            |
| 21016182                       | 52134999       | Supplies, awards, postage          | 1,500                           |               |                 | 1,500                          |
| 21016182                       | 52135999       | Charges: Parental Involvement      | 1,500                           | 390           |                 | 1,890                          |
|                                |                | <b>Total 72130</b>                 | <b>117,710</b>                  | <b>390</b>    | <b>-</b>        | <b>118,100</b>                 |
| 21016182                       | 52211961       | In-service Stipends                | 5,000                           |               |                 | 5,000                          |
| 21016182                       | 52212011       | Social Security                    | 310                             |               |                 | 310                            |
| 21016182                       | 52212041       | Retirement                         | 532                             |               |                 | 532                            |
| 21016182                       | 52212121       | Medicare                           | 73                              |               |                 | 73                             |
| 21016182                       | 52214999       | Other Supplies (staff development) | 2,000                           |               |                 | 2,000                          |
| 21016182                       | 52215241       | Staff Development                  | 10,000                          |               | (390)           | 9,610                          |
|                                |                | <b>Total 72210</b>                 | <b>17,915</b>                   | <b>-</b>      | <b>(390)</b>    | <b>17,525</b>                  |
| 21016182                       | 52251899       | Computer Technician (1)            | 28,080                          |               |                 | 28,080                         |
| 21016182                       | 52252011       | Social Security                    | 1,741                           |               |                 | 1,741                          |
| 21016182                       | 52252041       | Retirement                         | 4,206                           |               |                 | 4,206                          |
| 21016182                       | 52252061       | Life Insurance                     | 65                              |               |                 | 65                             |
| 21016182                       | 52252071       | Medical Insurance                  | 9,500                           |               |                 | 9,500                          |
| 21016182                       | 52252081       | Dental Insurance                   | 345                             |               |                 | 345                            |
| 21016182                       | 52252101       | Unemployment Comp.                 | 180                             |               |                 | 180                            |
| 21016182                       | 52252121       | Medicare                           | 407                             |               |                 | 407                            |
| 21016182                       | 52252991       | Other Fringe Benefits              | 56                              |               |                 | 56                             |
|                                |                | <b>Total 72250</b>                 | <b>44,580</b>                   | <b>-</b>      | <b>-</b>        | <b>44,580</b>                  |
| 21016182                       | 52713141       | Contracts w Public Carriers        | 7,500                           |               |                 | 7,500                          |
|                                |                | <b>Total 72710</b>                 | <b>7,500</b>                    | <b>-</b>      | <b>-</b>        | <b>7,500</b>                   |
|                                |                | <b>TOTAL</b>                       | <b>303,255</b>                  | <b>16,795</b> | <b>(16,795)</b> | <b>303,255</b>                 |
| <b>Alpine Crest Elementary</b> |                |                                    |                                 |               |                 |                                |
| 21017021                       | 51101166       | Interventionists (2)               | 41,760                          |               |                 | 41,760                         |
| 21017021                       | 51101631       | Educational Assistant PT (1)       | 9,891                           |               |                 | 9,891                          |
| 21017021                       | 51102011       | Social Security                    | 3,202                           |               |                 | 3,202                          |
| 21017021                       | 51102121       | Medicare                           | 749                             |               |                 | 749                            |
| 21017021                       | 51103999       | Contracted Services                | -                               | 500           |                 | 500                            |
| 21017021                       | 51104291       | Instructional Supplies             | 7,182                           |               | (1,000)         | 6,182                          |
| 21017021                       | 51105999       | Other Charges                      | -                               | 400           |                 | 400                            |
|                                |                | <b>Total 71100</b>                 | <b>62,784</b>                   | <b>900</b>    | <b>(1,000)</b>  | <b>62,684</b>                  |
| 21017021                       | 52133999       | Contracted Services                | -                               | 100           |                 | 100                            |
| 21017021                       | 52134999       | Supplies, awards, postage          | 1,134                           |               |                 | 1,134                          |
|                                |                | <b>Total 72130</b>                 | <b>1,134</b>                    | <b>100</b>    | <b>-</b>        | <b>1,234</b>                   |
| 21017021                       | 52215241       | Staff Development                  | 4,500                           |               |                 | 4,500                          |
|                                |                | <b>Total 72210</b>                 | <b>4,500</b>                    | <b>-</b>      | <b>-</b>        | <b>4,500</b>                   |
|                                |                | <b>TOTAL</b>                       | <b>68,418</b>                   | <b>1,000</b>  | <b>(1,000)</b>  | <b>68,418</b>                  |

| ORGANIZATION<br>KEY          | OBJECT<br>CODE | EXPENDITURE<br>DESCRIPTION                              | AMENDED<br>BUDGET<br>11/21/2019 | INCREASES     | DECREASES       | AMENDED<br>BUDGET<br>1/16/2020 |
|------------------------------|----------------|---|---------------------------------|---------------|-----------------|--------------------------------|
| <b>East Ridge Elementary</b> |                |   |                                 |               |                 |                                |
| 21017071                     | 51101161       | Teachers (3)  | 168,936                         |               |                 | 168,936                        |
| 21017071                     | 51101166       | Interventionists Part-time (3)                          | 45,000                          |               |                 | 45,000                         |
| 21017071                     | 51101631       | Educational Assistants (1)                              | 19,326                          |               |                 | 19,326                         |
| 21017071                     | 51101981       | Substitute Non Degreed                                  | 202                             |               | (202)           | -                              |
| 21017071                     | 51102011       | Social Security   | 14,475                          |               | (13)            | 14,462                         |
| 21017071                     | 51102041       | Retirement  | 20,853                          |               |                 | 20,853                         |
| 21017071                     | 51102061       | Life Insurance  | 260                             |               |                 | 260                            |
| 21017071                     | 51102071       | Medical Insurance                                       | 38,000                          |               |                 | 38,000                         |
| 21017071                     | 51102081       | Dental Insurance  | 1,380                           |               |                 | 1,380                          |
| 21017071                     | 51102101       | Unemployment Comp.                                      | 720                             |               |                 | 720                            |
| 21017071                     | 51102121       | Medicare  | 3,385                           |               | (3)             | 3,382                          |
| 21017071                     | 51102991       | Other Fringes   | 377                             |               |                 | 377                            |
| 21017071                     | 51104291       | Instructional Supplies                                  | 5,000                           |               | (5,000)         | -                              |
| 21017071                     | 51107221       | Instructional Equipment                                 | 9,987                           | 5,015         |                 | 15,002                         |
|                              |                | <b>Total 71100</b>                                      | <b>327,901</b>                  | <b>5,015</b>  | <b>(5,218)</b>  | <b>327,698</b>                 |
| 21017071                     | 52131894       | Parent Coordinator/Family Partnership Specialist PT (1) | 16,817                          |               |                 | 16,817                         |
| 21017071                     | 52132011       | Social Security   | 1,043                           |               |                 | 1,043                          |
| 21017071                     | 52132121       | Medicare  | 244                             |               |                 | 244                            |
| 21017071                     | 52134999       | Supplies, awards, postage                               | 1,000                           |               | (1,000)         | -                              |
| 21017071                     | 52135999       | Charges: Parental Involvement                           | 1,003                           | 1,203         |                 | 2,206                          |
|                              |                | <b>Total 72130</b>                                      | <b>20,107</b>                   | <b>1,203</b>  | <b>(1,000)</b>  | <b>20,310</b>                  |
| 21017071                     | 52211899       | Salaries--Curriculum Coaches (1)                        | 58,000                          |               |                 | 58,000                         |
| 21017071                     | 52212011       | Social Security   | 3,596                           |               |                 | 3,596                          |
| 21017071                     | 52212041       | Retirement  | 6,165                           |               |                 | 6,165                          |
| 21017071                     | 52212061       | Life Insurance  | 65                              |               |                 | 65                             |
| 21017071                     | 52212071       | Health Insurance  | 9,500                           |               |                 | 9,500                          |
| 21017071                     | 52212081       | Dental Insurance  | 345                             |               |                 | 345                            |
| 21017071                     | 52212101       | Unemployment Compensation                               | 180                             |               |                 | 180                            |
| 21017071                     | 52212121       | Medicare  | 841                             |               |                 | 841                            |
| 21017071                     | 52212991       | Other Fringe Benefits                                   | 116                             |               |                 | 116                            |
|                              |                | <b>Total 72210</b>                                      | <b>78,808</b>                   | -             | -               | <b>78,808</b>                  |
|                              |                | <b>TOTAL</b>  | <b>426,816</b>                  | <b>6,218</b>  | <b>(6,218)</b>  | <b>426,816</b>                 |
| <b>Harrison Elementary</b>   |                |   |                                 |               |                 |                                |
| 21017101                     | 51101166       | Interventionists Part-time (1)                          | 12,000                          |               |                 | 12,000                         |
| 21017101                     | 51101409       | Teachers Supplements                                    | 11,000                          |               |                 | 11,000                         |
| 21017101                     | 51101981       | Substitutes Non Degreed                                 | 4,550                           |               |                 | 4,550                          |
| 21017101                     | 51102011       | Social Security   | 1,708                           |               |                 | 1,708                          |
| 21017101                     | 51102041       | Retirement  | 1,169                           |               |                 | 1,169                          |
| 21017101                     | 51102121       | Medicare  | 400                             |               |                 | 400                            |
| 21017101                     | 51103361       | Equipment Repair/Maint.                                 | 1,500                           |               |                 | 1,500                          |
| 21017101                     | 51103999       | Contracted Services                                     | -                               | 500           |                 | 500                            |
| 21017101                     | 51104291       | Instructional Supplies                                  | 40,862                          |               | (14,559)        | 26,303                         |
| 21017101                     | 51105999       | Other Charges   | -                               | 400           |                 | 400                            |
| 21017101                     | 51107221       | Instructional Equipment                                 | 36,054                          |               | (425)           | 35,629                         |
|                              |                | <b>Total 71100</b>                                      | <b>109,243</b>                  | <b>900</b>    | <b>(14,984)</b> | <b>95,159</b>                  |
| 21017101                     | 52133999       | Contracted Services                                     | -                               | 100           |                 | 100                            |
| 21017101                     | 52134999       | Supplies, awards, postage                               | 1,928                           |               |                 | 1,928                          |
| 21017101                     | 52135999       | Training materials, mtg exp.                            | 5,902                           |               | (4,000)         | 1,902                          |
|                              |                | <b>Total 72130</b>                                      | <b>7,830</b>                    | <b>100</b>    | <b>(4,000)</b>  | <b>3,930</b>                   |
| 21017101                     | 52211961       | In-service Stipends                                     | 9,800                           | 14,000        |                 | 23,800                         |
| 21017101                     | 52212011       | Social Security   | 608                             | 868           |                 | 1,476                          |
| 21017101                     | 52212041       | Retirement  | 1,042                           | 1,488         |                 | 2,530                          |
| 21017101                     | 52212121       | Medicare  | 143                             | 203           |                 | 346                            |
| 21017101                     | 52214999       | Other Supplies (staff development)                      | 1,000                           | 425           |                 | 1,425                          |
| 21017101                     | 52215241       | Staff Development                                       | 4,000                           | 1,000         |                 | 5,000                          |
| 21017101                     | 52217901       | Equipment - Admin                                       | 425                             |               |                 | 425                            |
|                              |                | <b>Total 72210</b>                                      | <b>17,018</b>                   | <b>17,984</b> | -               | <b>35,002</b>                  |
|                              |                | <b>TOTAL</b>  | <b>134,091</b>                  | <b>18,984</b> | <b>(18,984)</b> | <b>134,091</b>                 |

| ORGANIZATION<br>KEY                      | OBJECT<br>CODE | EXPENDITURE<br>DESCRIPTION             | AMENDED<br>BUDGET<br>11/21/2019 | INCREASES    | DECREASES      | AMENDED<br>BUDGET<br>1/16/2020 |
|--|----------------|--|---------------------------------|--------------|----------------|--------------------------------|
| <b><u>N. Hamilton Elementary</u></b>     |                |  |                                 |              |                |                                |
| 21017151                                 | 51101345       | Instructional Personnel--Tutors PT (1) | 14,175                          |              |                | 14,175                         |
| 21017151                                 | 51101631       | Educational Assistants Part-time (3)   | 20,186                          | 5,949        |                | 26,135                         |
| 21017151                                 | 51101981       | Substitutes Non Degreed                | 10,210                          |              | (5,949)        | 4,261                          |
| 21017151                                 | 51102011       | Social Security                        | 2,763                           |              |                | 2,763                          |
| 21017151                                 | 51102121       | Medicare                               | 647                             |              |                | 647                            |
| 21017151                                 | 51104291       | Instructional Supplies                 | 981                             |              | (471)          | 510                            |
|  |                | <b>Total 71100</b>                     | <b>48,962</b>                   | <b>5,949</b> | <b>(6,420)</b> | <b>48,491</b>                  |
| 21017151                                 | 52134999       | Supplies, awards, postage              | 1,000                           |              |                | 1,000                          |
| 21017151                                 | 52135999       | Training materials, mtg exp.           | 188                             |              |                | 188                            |
|  |                | <b>Total 72130</b>                     | <b>1,188</b>                    | <b>-</b>     | <b>-</b>       | <b>1,188</b>                   |
| 21017151                                 | 52211961       | In-service Stipends                    | 455                             | 415          |                | 870                            |
| 21017151                                 | 52212011       | Social Security                        | 28                              | 26           |                | 54                             |
| 21017151                                 | 52212041       | Retirement                             | 48                              | 24           |                | 72                             |
| 21017151                                 | 52212121       | Medicare                               | 7                               | 6            |                | 13                             |
|  |                | <b>Total 72210</b>                     | <b>538</b>                      | <b>471</b>   | <b>-</b>       | <b>1,009</b>                   |
|  |                | <b>TOTAL</b>                           | <b>50,688</b>                   | <b>6,420</b> | <b>(6,420)</b> | <b>50,688</b>                  |
| <b><u>Wolftever Creek Elementary</u></b> |                |  |                                 |              |                |                                |
| 21017171                                 | 51101166       | Interventionists Part-time (3)         | 33,600                          |              |                | 33,600                         |
| 21017171                                 | 51101631       | Educational Assistant (1)              | 17,888                          |              |                | 17,888                         |
| 21017171                                 | 51102011       | Social Security                        | 3,192                           |              |                | 3,192                          |
| 21017171                                 | 51102041       | Retirement                             | 2,680                           |              |                | 2,680                          |
| 21017171                                 | 51102061       | Life Insurance                         | 65                              |              |                | 65                             |
| 21017171                                 | 51102071       | Medical Insurance                      | 9,500                           |              |                | 9,500                          |
| 21017171                                 | 51102081       | Dental Insurance                       | 345                             |              |                | 345                            |
| 21017171                                 | 51102101       | Unemployment Comp.                     | 180                             |              |                | 180                            |
| 21017171                                 | 51102121       | Medicare                               | 746                             |              |                | 746                            |
| 21017171                                 | 51102991       | Other Fringes                          | 36                              |              |                | 36                             |
|  |                | <b>Total 71100</b>                     | <b>68,232</b>                   | <b>-</b>     | <b>-</b>       | <b>68,232</b>                  |
| 21017171                                 | 52131899       | Parent Coordinator (1)                 | 25,012                          |              |                | 25,012                         |
| 21017171                                 | 52132011       | Social Security                        | 1,551                           |              |                | 1,551                          |
| 21017171                                 | 52132041       | Retirement                             | 3,747                           |              |                | 3,747                          |
| 21017171                                 | 52132061       | Life Insurance                         | 65                              |              |                | 65                             |
| 21017171                                 | 52132071       | Medical Insurance                      | 9,500                           |              |                | 9,500                          |
| 21017171                                 | 52132081       | Dental Insurance                       | 345                             |              |                | 345                            |
| 21017171                                 | 52132101       | Unemployment Comp.                     | 180                             |              |                | 180                            |
| 21017171                                 | 52132121       | Medicare                               | 363                             |              |                | 363                            |
| 21017171                                 | 52132991       | Other Fringes                          | 50                              |              |                | 50                             |
|  |                | <b>Total 72130</b>                     | <b>40,813</b>                   | <b>-</b>     | <b>-</b>       | <b>40,813</b>                  |
| 21017171                                 | 52213081       | Consultants                            | 3,000                           |              |                | 3,000                          |
| 21017171                                 | 52214999       | Other Supplies (staff development)     | 3,161                           |              |                | 3,161                          |
| 21017171                                 | 52215241       | Staff Development                      | 4,850                           |              |                | 4,850                          |
|  |                | <b>Total 72210</b>                     | <b>11,011</b>                   | <b>-</b>     | <b>-</b>       | <b>11,011</b>                  |
|  |                | <b>TOTAL</b>                           | <b>120,056</b>                  | <b>-</b>     | <b>-</b>       | <b>120,056</b>                 |

| ORGANIZATION<br>KEY        | OBJECT<br>CODE | EXPENDITURE<br>DESCRIPTION                             | AMENDED<br>BUDGET<br>11/21/2019 | INCREASES    | DECREASES      | AMENDED<br>BUDGET<br>1/16/2020 |
|----------------------------|----------------|--|---------------------------------|--------------|----------------|--------------------------------|
| <b>Red Bank Elementary</b> |                |  |                                 |              |                |                                |
| 21017181                   | 51101166       | Interventionists Part-time (3)                         | 37,200                          |              |                | 37,200                         |
| 21017181                   | 51101409       | Teachers Supplements                                   | 10,000                          |              |                | 10,000                         |
| 21017181                   | 51101631       | Educational Assistants (2 FT, 1 PT)                    | 42,848                          |              |                | 42,848                         |
| 21017181                   | 51102011       | Social Security  | 5,582                           |              |                | 5,582                          |
| 21017181                   | 51102041       | Retirement   | 6,531                           |              |                | 6,531                          |
| 21017181                   | 51102061       | Life Insurance   | 130                             |              |                | 130                            |
| 21017181                   | 51102071       | Medical Insurance                                      | 19,000                          |              |                | 19,000                         |
| 21017181                   | 51102081       | Dental Insurance                                       | 690                             |              |                | 690                            |
| 21017181                   | 51102101       | Unemployment Comp.                                     | 360                             |              |                | 360                            |
| 21017181                   | 51102121       | Medicare   | 1,305                           |              |                | 1,305                          |
| 21017181                   | 51102991       | Other Fringes  | 73                              |              |                | 73                             |
| 21017181                   | 51103361       | Equipment Repair/Maint.                                | 10,000                          |              |                | 10,000                         |
| 21017181                   | 51104291       | Instructional Supplies                                 | 15,750                          |              |                | 15,750                         |
| 21017181                   | 51107221       | Instructional Equipment                                | 5,000                           |              |                | 5,000                          |
|                            |                | <b>Total 71100</b>                                     | <b>154,469</b>                  | <b>-</b>     | <b>-</b>       | <b>154,469</b>                 |
| 21017181                   | 52131899       | Parent Coordinator / Family Partnership Specialist (1) | 20,861                          |              |                | 20,861                         |
| 21017181                   | 52132011       | Social Security  | 1,294                           |              |                | 1,294                          |
| 21017181                   | 52132041       | Retirement   | 3,125                           |              |                | 3,125                          |
| 21017181                   | 52132061       | Life Insurance   | 39                              |              |                | 39                             |
| 21017181                   | 52132071       | Medical Insurance                                      | 5,700                           |              |                | 5,700                          |
| 21017181                   | 52132081       | Dental Insurance                                       | 207                             |              |                | 207                            |
| 21017181                   | 52132101       | Unemployment Comp.                                     | 108                             |              |                | 108                            |
| 21017181                   | 52132121       | Medicare   | 302                             |              |                | 302                            |
| 21017181                   | 52132991       | Other Fringes  | 41                              |              |                | 41                             |
| 21017181                   | 52134999       | Supplies, awards, postage                              | 1,300                           |              |                | 1,300                          |
| 21017181                   | 52135999       | Charges: Parental Involvement                          | 1,328                           |              |                | 1,328                          |
|                            |                | <b>Total 72130</b>                                     | <b>34,305</b>                   | <b>-</b>     | <b>-</b>       | <b>34,305</b>                  |
| 21017181                   | 52211961       | In-service Stipends                                    | 20,000                          |              |                | 20,000                         |
| 21017181                   | 52212011       | Social Security  | 1,240                           |              |                | 1,240                          |
| 21017181                   | 52212041       | Retirement   | 2,126                           |              |                | 2,126                          |
| 21017181                   | 52212121       | Medicare   | 290                             |              |                | 290                            |
|                            |                | <b>Total 72210</b>                                     | <b>23,656</b>                   | <b>-</b>     | <b>-</b>       | <b>23,656</b>                  |
|                            |                | <b>TOTAL</b>   | <b>212,430</b>                  | <b>-</b>     | <b>-</b>       | <b>212,430</b>                 |
| <b>Soddy Elementary</b>    |                |  |                                 |              |                |                                |
| 21017221                   | 51101166       | Interventionists PT (2)                                | 22,192                          |              |                | 22,192                         |
| 21017221                   | 51101409       | Teachers Supplements                                   | 6,500                           | 500          |                | 7,000                          |
| 21017221                   | 51101631       | Educational Assistant PT (1)                           | 9,360                           |              |                | 9,360                          |
| 21017221                   | 51101981       | Substitute Non Degreed                                 | 11,220                          |              | (7,315)        | 3,905                          |
| 21017221                   | 51102011       | Social Security  | 3,055                           |              | (423)          | 2,632                          |
| 21017221                   | 51102041       | Retirement   | 691                             | 53           |                | 744                            |
| 21017221                   | 51102121       | Medicare   | 715                             |              | (100)          | 615                            |
| 21017221                   | 51104291       | Instructional Supplies                                 | 3,901                           | 1,102        |                | 5,003                          |
|                            |                | <b>Total 71100</b>                                     | <b>57,634</b>                   | <b>1,655</b> | <b>(7,838)</b> | <b>51,451</b>                  |
| 21017221                   | 52135999       | Charges: Parental Involvement                          | 1,488                           |              |                | 1,488                          |
|                            |                | <b>Total 72130</b>                                     | <b>1,488</b>                    | <b>-</b>     | <b>-</b>       | <b>1,488</b>                   |
| 21017221                   | 52211961       | In-service Stipends                                    | 2,000                           | 1,000        |                | 3,000                          |
| 21017221                   | 52212011       | Social Security  | 124                             | 62           |                | 186                            |
| 21017221                   | 52212041       | Retirement   | 213                             | 106          |                | 319                            |
| 21017221                   | 52212121       | Medicare   | 29                              | 15           |                | 44                             |
| 21017221                   | 52215241       | Staff Development                                      | 2,000                           | 5,000        |                | 7,000                          |
|                            |                | <b>Total 72210</b>                                     | <b>4,366</b>                    | <b>6,183</b> | <b>-</b>       | <b>10,549</b>                  |
|                            |                | <b>TOTAL</b>   | <b>63,488</b>                   | <b>7,838</b> | <b>(7,838)</b> | <b>63,488</b>                  |

| ORGANIZATION<br>KEY            | OBJECT<br>CODE | EXPENDITURE<br>DESCRIPTION            | AMENDED<br>BUDGET<br>11/21/2019 | INCREASES    | DECREASES      | AMENDED<br>BUDGET<br>1/16/2020 |
|--------------------------------|----------------|---------------------------------------|---------------------------------|--------------|----------------|--------------------------------|
| <b>Spring Creek Elementary</b> |                |                                       |                                 |              |                |                                |
| 21017231                       | 51101161       | Teacher (1)                           | 61,882                          |              |                | 61,882                         |
| 21017231                       | 51101166       | Interventionists Part-time (3)        | 43,200                          | 1,486        |                | 44,686                         |
| 21017231                       | 51101409       | Teachers Supplements                  | 14,000                          |              |                | 14,000                         |
| 21017231                       | 51101631       | Educational Assistants (3 FT)         | 65,306                          |              |                | 65,306                         |
| 21017231                       | 51102011       | Social Security                       | 11,433                          | 92           |                | 11,525                         |
| 21017231                       | 51102041       | Retirement                            | 17,849                          |              |                | 17,849                         |
| 21017231                       | 51102061       | Life Insurance                        | 260                             |              |                | 260                            |
| 21017231                       | 51102071       | Medical Insurance                     | 38,000                          |              |                | 38,000                         |
| 21017231                       | 51102081       | Dental Insurance                      | 1,380                           |              |                | 1,380                          |
| 21017231                       | 51102101       | Unemployment Comp.                    | 720                             |              |                | 720                            |
| 21017231                       | 51102121       | Medicare                              | 2,674                           | 22           |                | 2,696                          |
| 21017231                       | 51102991       | Other Fringes                         | 255                             |              |                | 255                            |
| 21017231                       | 51103361       | Equipment Repair/Maint.               | 153                             |              |                | 153                            |
| 21017231                       | 51104291       | Instructional Supplies                | 22,911                          |              | (3,063)        | 19,848                         |
| 21017231                       | 51107221       | Instructional Equipment               | 9,500                           |              | (1,849)        | 7,651                          |
|                                |                | <b>Total 71100</b>                    | <b>289,523</b>                  | <b>1,600</b> | <b>(4,912)</b> | <b>286,211</b>                 |
| 21017231                       | 52133999       | Contracted Services                   | -                               | 1,000        |                | 1,000                          |
| 21017231                       | 52134999       | Supplies, awards, postage             | 1,324                           |              |                | 1,324                          |
| 21017231                       | 52135999       | Charges: Parental Involvement         | 2,000                           |              | (1,000)        | 1,000                          |
|                                |                | <b>Total 72130</b>                    | <b>3,324</b>                    | <b>1,000</b> | <b>(1,000)</b> | <b>3,324</b>                   |
| 21017231                       | 52211961       | In-service Stipends                   | 1,000                           | 1,000        |                | 2,000                          |
| 21017231                       | 52212011       | Social Security                       | 62                              | 62           |                | 124                            |
| 21017231                       | 52212041       | Retirement                            | 106                             | 106          |                | 212                            |
| 21017231                       | 52212121       | Medicare                              | 15                              | 15           |                | 30                             |
| 21017231                       | 52213081       | Consultant                            | -                               | 1,000        |                | 1,000                          |
| 21017231                       | 52214999       | Other Supplies (staff development)    | 1,000                           | 880          |                | 1,880                          |
| 21017231                       | 52215241       | Staff Development                     | 500                             |              |                | 500                            |
| 21017231                       | 52217901       | Admin Equipment                       | -                               | 249          |                | 249                            |
|                                |                | <b>Total 72210</b>                    | <b>2,683</b>                    | <b>3,312</b> | <b>-</b>       | <b>5,995</b>                   |
| 21017231                       | 52713141       | Contracts w Public Carriers           | 6,400                           |              |                | 6,400                          |
|                                |                | <b>Total 72710</b>                    | <b>6,400</b>                    | <b>-</b>     | <b>-</b>       | <b>6,400</b>                   |
|                                |                | <b>TOTAL</b>                          | <b>301,930</b>                  | <b>5,912</b> | <b>(5,912)</b> | <b>301,930</b>                 |
| <b>Barger Academy</b>          |                |                                       |                                 |              |                |                                |
| 21017291                       | 51101166       | Interventionists Part-time (2)        | 41,760                          |              |                | 41,760                         |
| 21017291                       | 51101981       | Substitute Non Degreed                | 1,700                           |              |                | 1,700                          |
| 21017291                       | 51102011       | Social Security                       | 2,694                           |              |                | 2,694                          |
| 21017291                       | 51102121       | Medicare                              | 631                             |              |                | 631                            |
| 21017291                       | 51103361       | Equipment Repair/Maint.               | 500                             |              |                | 500                            |
| 21017291                       | 51104291       | Instructional Supplies                | 9,371                           |              |                | 9,371                          |
| 21017291                       | 51105999       | Charges: field trips, etc             | 1,000                           |              |                | 1,000                          |
| 21017291                       | 51107221       | Instructional Equipment               | 10,000                          |              |                | 10,000                         |
|                                |                | <b>Total 71100</b>                    | <b>67,656</b>                   | <b>-</b>     | <b>-</b>       | <b>67,656</b>                  |
| 21017291                       | 52131894       | Parent Coordinator PT (1)             | 10,881                          |              |                | 10,881                         |
| 21017291                       | 52131894       | Behavior Management Specialist PT (1) | 26,100                          |              |                | 26,100                         |
| 21017291                       | 52132011       | Social Security                       | 2,293                           |              |                | 2,293                          |
| 21017291                       | 52132121       | Medicare                              | 536                             |              |                | 536                            |
| 21017291                       | 52134999       | Supplies, awards, postage             | 1,000                           |              |                | 1,000                          |
| 21017291                       | 52135999       | Charges: Parental Involvement         | 1,268                           |              |                | 1,268                          |
|                                |                | <b>Total 72130</b>                    | <b>42,078</b>                   | <b>-</b>     | <b>-</b>       | <b>42,078</b>                  |
| 21017291                       | 52211899       | Salaries--Curriculum Coaches (1 FTE)  | 65,877                          |              |                | 65,877                         |
| 21017291                       | 52211961       | In-service Stipends                   | 5,000                           |              |                | 5,000                          |
| 21017291                       | 52212011       | Social Security                       | 4,394                           |              |                | 4,394                          |
| 21017291                       | 52212041       | Retirement                            | 7,535                           |              |                | 7,535                          |
| 21017291                       | 52212061       | Life Insurance                        | 65                              |              |                | 65                             |
| 21017291                       | 52212071       | Health Insurance                      | 9,500                           |              |                | 9,500                          |
| 21017291                       | 52212081       | Dental Insurance                      | 345                             |              |                | 345                            |
| 21017291                       | 52212101       | Unemployment Compensation             | 180                             |              |                | 180                            |
| 21017291                       | 52212121       | Medicare                              | 1,028                           |              |                | 1,028                          |
| 21017291                       | 52212991       | Other Fringe Benefits                 | 132                             |              |                | 132                            |
| 21017291                       | 52213081       | Consultant                            | 1,250                           |              |                | 1,250                          |
| 21017291                       | 52214999       | Other Supplies (staff development)    | 1,000                           |              |                | 1,000                          |
| 21017291                       | 52215241       | Staff Development                     | 3,250                           |              |                | 3,250                          |
|                                |                | <b>Total 72210</b>                    | <b>99,556</b>                   | <b>-</b>     | <b>-</b>       | <b>99,556</b>                  |
| 21017291                       | 52713141       | Contracts w Public Carriers           | 500                             |              |                | 500                            |
|                                |                | <b>Total 72710</b>                    | <b>500</b>                      | <b>-</b>     | <b>-</b>       | <b>500</b>                     |
|                                |                | <b>TOTAL</b>                          | <b>209,790</b>                  | <b>-</b>     | <b>-</b>       | <b>209,790</b>                 |

| ORGANIZATION<br>KEY             | OBJECT<br>CODE | EXPENDITURE<br>DESCRIPTION               | AMENDED<br>BUDGET<br>11/21/2019 | INCREASES     | DECREASES       | AMENDED<br>BUDGET<br>1/16/2020 |
|---------------------------------|----------------|--|---------------------------------|---------------|-----------------|--------------------------------|
| <b>Clifton Hills Elementary</b> |                |  |                                 |               |                 |                                |
| 21017311                        | 51101166       | Interventionists Part-time (2)           | 40,600                          |               |                 | 40,600                         |
| 21017311                        | 51101345       | Other Instructional Personnel - PT Tutor | 13,050                          |               |                 | 13,050                         |
| 21017311                        | 51101409       | Teachers Supplements                     | 6,000                           |               |                 | 6,000                          |
| 21017311                        | 51101981       | Substitute Non Degreed                   | 2,086                           |               | (380)           | 1,706                          |
| 21017311                        | 51102011       | Social Security                          | 3,827                           |               | (24)            | 3,803                          |
| 21017311                        | 51102041       | Retirement                               | 638                             |               |                 | 638                            |
| 21017311                        | 51102121       | Medicare                                 | 895                             |               | (6)             | 889                            |
| 21017311                        | 51104291       | Instructional Supplies                   | 52,328                          |               | (30,000)        | 22,328                         |
| 21017311                        | 51105999       | Charges: field trips, etc                | 1,500                           |               |                 | 1,500                          |
| 21017311                        | 51107221       | Instructional Equipment                  | 20,000                          | 15,410        |                 | 35,410                         |
|                                 |                | <b>Total 71100</b>                       | <b>140,924</b>                  | <b>15,410</b> | <b>(30,410)</b> | <b>125,924</b>                 |
| 21017311                        | 52131894       | Behavior Management Sp. PT (1)           | 25,375                          |               |                 | 25,375                         |
| 21017311                        | 52132011       | Social Security                          | 1,573                           |               |                 | 1,573                          |
| 21017311                        | 52132121       | Medicare                                 | 368                             |               |                 | 368                            |
| 21017311                        | 52134999       | Supplies, awards, postage                | 1,130                           |               |                 | 1,130                          |
| 21017311                        | 52135999       | Charges: Parental Involvement            | 2,500                           |               |                 | 2,500                          |
|                                 |                | <b>Total 72130</b>                       | <b>30,946</b>                   | -             | -               | <b>30,946</b>                  |
| 21017311                        | 52211899       | Salaries--Curriculum Coach (2)           | 138,007                         |               |                 | 138,007                        |
| 21017311                        | 52211961       | In-service Stipends                      | 15,000                          |               |                 | 15,000                         |
| 21017311                        | 52212011       | Social Security                          | 9,486                           |               |                 | 9,486                          |
| 21017311                        | 52212041       | Retirement                               | 16,265                          |               |                 | 16,265                         |
| 21017311                        | 52212061       | Life Insurance                           | 130                             |               |                 | 130                            |
| 21017311                        | 52212071       | Health Insurance                         | 19,000                          |               |                 | 19,000                         |
| 21017311                        | 52212081       | Dental Insurance                         | 690                             |               |                 | 690                            |
| 21017311                        | 52212101       | Unemployment Compensation                | 360                             |               |                 | 360                            |
| 21017311                        | 52212121       | Medicare                                 | 2,219                           |               |                 | 2,219                          |
| 21017311                        | 52212991       | Other Fringe Benefits                    | 276                             |               |                 | 276                            |
| 21017311                        | 52215241       | Staff Development                        | 22,358                          | 10,000        |                 | 32,358                         |
|                                 |                | <b>Total 72210</b>                       | <b>223,791</b>                  | <b>10,000</b> | -               | <b>233,791</b>                 |
| 21017311                        | 52713141       | Contracts w Public Carriers              | 5,000                           | 5,000         |                 | 10,000                         |
|                                 |                | <b>Total 72710</b>                       | <b>5,000</b>                    | <b>5,000</b>  | -               | <b>10,000</b>                  |
|                                 |                | <b>TOTAL</b>                             | <b>400,661</b>                  | <b>30,410</b> | <b>(30,410)</b> | <b>400,661</b>                 |
| <b>Donaldson Elementary</b>     |                |  |                                 |               |                 |                                |
| 21017321                        | 51101161       | Interventionists                         | 88,184                          |               |                 | 88,184                         |
| 21017321                        | 51101345       | Tutor PT (4) 2FTE                        | 31,320                          |               |                 | 31,320                         |
| 21017321                        | 51101409       | Teachers Supplements                     | 4,000                           |               |                 | 4,000                          |
| 21017321                        | 51101631       | Educational Assistant (1 FT)             | 21,373                          |               |                 | 21,373                         |
| 21017321                        | 51102011       | Social Security                          | 8,982                           |               |                 | 8,982                          |
| 21017321                        | 51102041       | Retirement                               | 13,001                          |               |                 | 13,001                         |
| 21017321                        | 51102061       | Life Insurance                           | 130                             |               |                 | 130                            |
| 21017321                        | 51102071       | Medical Insurance                        | 19,000                          |               |                 | 19,000                         |
| 21017321                        | 51102081       | Dental Insurance                         | 690                             |               |                 | 690                            |
| 21017321                        | 51102101       | Unemployment Comp.                       | 360                             |               |                 | 360                            |
| 21017321                        | 51102121       | Medicare                                 | 2,101                           |               |                 | 2,101                          |
| 21017321                        | 51102991       | Other Fringes                            | 220                             |               |                 | 220                            |
| 21017321                        | 51104291       | Instructional Supplies                   | 60,388                          |               | (30,000)        | 30,388                         |
| 21017321                        | 51107221       | Instructional Equipment                  | 5,000                           | 30,000        |                 | 35,000                         |
|                                 |                | <b>Total 71100</b>                       | <b>254,749</b>                  | <b>30,000</b> | <b>(30,000)</b> | <b>254,749</b>                 |
| 21017321                        | 52134999       | Supplies, awards, postage                | 1,000                           |               |                 | 1,000                          |
| 21017321                        | 52135999       | Charges: Parental Involvement            | 1,500                           |               |                 | 1,500                          |
|                                 |                | <b>Total 72130</b>                       | <b>2,500</b>                    | -             | -               | <b>2,500</b>                   |
| 21017321                        | 52211961       | Staff Development Stipends               | 5,000                           |               |                 | 5,000                          |
| 21017321                        | 52212011       | Social Security                          | 310                             |               |                 | 310                            |
| 21017321                        | 52212041       | Retirement                               | 532                             |               |                 | 532                            |
| 21017321                        | 52212121       | Medicare                                 | 73                              |               |                 | 73                             |
| 21017321                        | 52213081       | Consultant                               | 10,000                          |               |                 | 10,000                         |
| 21017321                        | 52214999       | Other Supplies (staff development)       | 1,500                           |               |                 | 1,500                          |
|                                 |                | <b>Total 72210</b>                       | <b>17,415</b>                   | -             | -               | <b>17,415</b>                  |
|                                 |                | <b>TOTAL</b>                             | <b>274,664</b>                  | <b>30,000</b> | <b>(30,000)</b> | <b>274,664</b>                 |

| ORGANIZATION<br>KEY             | OBJECT<br>CODE | EXPENDITURE<br>DESCRIPTION         | AMENDED<br>BUDGET<br>11/21/2019 | INCREASES    | DECREASES      | AMENDED<br>BUDGET<br>1/16/2020 |
|---------------------------------|----------------|------------------------------------|---------------------------------|--------------|----------------|--------------------------------|
| <b>Dupont Elementary</b>        |                |                                    |                                 |              |                |                                |
| 21017361                        | 51101166       | Interventionists PT (4)            | 63,360                          |              |                | 63,360                         |
| 21017361                        | 51101981       | Substitute Non Degreed             | 5,100                           |              |                | 5,100                          |
| 21017361                        | 51102011       | Social Security                    | 4,244                           |              |                | 4,244                          |
| 21017361                        | 51102121       | Medicare                           | 993                             |              |                | 993                            |
| 21017361                        | 51104291       | Instructional Supplies             | 8,017                           |              |                | 8,017                          |
|                                 |                | <b>Total 71100</b>                 | <b>81,714</b>                   | <b>-</b>     | <b>-</b>       | <b>81,714</b>                  |
| 21017361                        | 52134999       | Supplies, awards, postage          | 1,500                           |              |                | 1,500                          |
| 21017361                        | 52135999       | Charges: Parental Involvement      | 96                              |              |                | 96                             |
|                                 |                | <b>Total 72130</b>                 | <b>1,596</b>                    | <b>-</b>     | <b>-</b>       | <b>1,596</b>                   |
| 21017361                        | 52211961       | In-service Stipends                | 9,000                           |              |                | 9,000                          |
| 21017361                        | 52212011       | Social Security                    | 558                             |              |                | 558                            |
| 21017361                        | 52212041       | Retirement                         | 957                             |              |                | 957                            |
| 21017361                        | 52212121       | Medicare                           | 131                             |              |                | 131                            |
| 21017361                        | 52213081       | Consultants                        | 28,000                          |              |                | 28,000                         |
| 21017361                        | 52214999       | Other Supplies (staff development) | 2,000                           |              |                | 2,000                          |
| 21017361                        | 52215241       | Staff Development                  | 8,778                           |              |                | 8,778                          |
|                                 |                | <b>Total 72210</b>                 | <b>49,424</b>                   | <b>-</b>     | <b>-</b>       | <b>49,424</b>                  |
|                                 |                | <b>TOTAL</b>                       | <b>132,734</b>                  | <b>-</b>     | <b>-</b>       | <b>132,734</b>                 |
| <b>East Brainerd Elementary</b> |                |                                    |                                 |              |                |                                |
| 21017371                        | 51101631       | Educational Assistant (1)          | 17,980                          |              |                | 17,980                         |
| 21017371                        | 51101981       | Substitute Non Degreed             | 1,700                           |              |                | 1,700                          |
| 21017371                        | 51102011       | Social Security                    | 1,220                           |              |                | 1,220                          |
| 21017371                        | 51102041       | Retirement                         | 2,693                           |              |                | 2,693                          |
| 21017371                        | 51102061       | Life Insurance                     | 65                              |              |                | 65                             |
| 21017371                        | 51102071       | Medical Insurance                  | 9,500                           |              |                | 9,500                          |
| 21017371                        | 51102081       | Dental Insurance                   | 345                             |              |                | 345                            |
| 21017371                        | 51102101       | Unemployment Comp.                 | 180                             |              |                | 180                            |
| 21017371                        | 51102121       | Medicare                           | 285                             |              |                | 285                            |
| 21017371                        | 51102991       | Other Fringes                      | 36                              |              |                | 36                             |
| 21017371                        | 51103361       | Equipment Repair                   | 1,000                           |              |                | 1,000                          |
| 21017371                        | 51104291       | Instructional Supplies             | 20,284                          | 1,200        |                | 21,484                         |
| 21017371                        | 51107221       | Instructional Equipment            | 1,000                           |              |                | 1,000                          |
|                                 |                | <b>Total 71100</b>                 | <b>56,288</b>                   | <b>1,200</b> | <b>-</b>       | <b>57,488</b>                  |
| 21017371                        | 52131899       | Family Partnership Specialist (1)  | 39,556                          |              |                | 39,556                         |
| 21017371                        | 52132011       | Social Security                    | 2,452                           |              |                | 2,452                          |
| 21017371                        | 52132041       | Retirement                         | 5,925                           |              |                | 5,925                          |
| 21017371                        | 52132061       | Life Insurance                     | 65                              |              |                | 65                             |
| 21017371                        | 52132071       | Medical Insurance                  | 9,500                           |              |                | 9,500                          |
| 21017371                        | 52132081       | Dental Insurance                   | 345                             |              |                | 345                            |
| 21017371                        | 52132101       | Unemployment Comp.                 | 180                             |              |                | 180                            |
| 21017371                        | 52132121       | Medicare                           | 574                             |              |                | 574                            |
| 21017371                        | 52132991       | Other Fringes                      | 79                              |              |                | 79                             |
| 21017371                        | 52135999       | Charges: Parental Involvement      | 3,390                           |              |                | 3,390                          |
|                                 |                | <b>Total 72130</b>                 | <b>62,066</b>                   | <b>-</b>     | <b>-</b>       | <b>62,066</b>                  |
| 21017371                        | 52211621       | Classified                         | 2,000                           |              |                | 2,000                          |
| 21017371                        | 52211961       | In-service Stipends                | 10,000                          |              |                | 10,000                         |
| 21017371                        | 52212011       | Social Security                    | 744                             |              |                | 744                            |
| 21017371                        | 52212041       | Retirement                         | 1,363                           |              |                | 1,363                          |
| 21017371                        | 52212121       | Medicare                           | 175                             |              |                | 175                            |
| 21017371                        | 52212991       | Other Fringe Benefits              | 4                               |              |                | 4                              |
| 21017371                        | 52213081       | Consultant                         | 5,000                           |              | (200)          | 4,800                          |
| 21017371                        | 52214999       | Other Supplies (staff development) | 2,000                           |              | (1,000)        | 1,000                          |
| 21017371                        | 52215241       | Staff Development                  | 5,000                           |              |                | 5,000                          |
|                                 |                | <b>Total 72210</b>                 | <b>26,286</b>                   | <b>-</b>     | <b>(1,200)</b> | <b>25,086</b>                  |
|                                 |                | <b>TOTAL</b>                       | <b>144,640</b>                  | <b>1,200</b> | <b>(1,200)</b> | <b>144,640</b>                 |

| ORGANIZATION<br>KEY         | OBJECT<br>CODE | EXPENDITURE<br>DESCRIPTION         | AMENDED<br>BUDGET |                        | AMENDED<br>BUDGET<br>1/16/2020 |
|-----------------------------|----------------|------------------------------------|-------------------|------------------------|--------------------------------|
|                             |                |                                    | 11/21/2019        | INCREASES DECREASES    |                                |
| <b>East Lake Elementary</b> |                |                                    |                   |                        |                                |
| 21017381                    | 51101161       | Teacher (1)                        | 62,400            |                        | 62,400                         |
| 21017381                    | 51101409       | Teachers Supplements               | 12,000            |                        | 12,000                         |
| 21017381                    | 51101981       | Substitute Non Degreed             | 850               |                        | 850                            |
| 21017381                    | 51102011       | Social Security                    | 4,666             |                        | 4,666                          |
| 21017381                    | 51102041       | Retirement                         | 7,909             |                        | 7,909                          |
| 21017381                    | 51102061       | Life Insurance                     | 65                |                        | 65                             |
| 21017381                    | 51102071       | Medical Insurance                  | 9,500             |                        | 9,500                          |
| 21017381                    | 51102081       | Dental Insurance                   | 345               |                        | 345                            |
| 21017381                    | 51102101       | Unemployment Comp.                 | 180               |                        | 180                            |
| 21017381                    | 51102121       | Medicare                           | 1,091             |                        | 1,091                          |
| 21017381                    | 51102991       | Other Fringes                      | 125               |                        | 125                            |
| 21017381                    | 51103361       | Equipment Repair/Maint.            | 1,500             |                        | 1,500                          |
| 21017381                    | 51104291       | Instructional Supplies             | 78,160            | (25,000)               | 53,160                         |
| 21017381                    | 51105999       | Charges: field trips, etc          | 1,000             |                        | 1,000                          |
| 21017381                    | 51107221       | Instructional Equipment            | 10,000            | 10,000                 | 20,000                         |
|                             |                | <b>Total 71100</b>                 | <b>189,791</b>    | <b>10,000 (25,000)</b> | <b>174,791</b>                 |
| 21017381                    | 52131894       | Parent Coordinator Part-time (1)   | 14,464            |                        | 14,464                         |
| 21017381                    | 52131899       | Behavior Management Specialist (1) | 35,800            |                        | 35,800                         |
| 21017381                    | 52132011       | Social Security                    | 3,212             |                        | 3,212                          |
| 21017381                    | 52132041       | Retirement                         | 5,363             |                        | 5,363                          |
| 21017381                    | 52132061       | Life Insurance                     | 65                |                        | 65                             |
| 21017381                    | 52132071       | Medical Insurance                  | 9,500             |                        | 9,500                          |
| 21017381                    | 52132081       | Dental Insurance                   | 345               |                        | 345                            |
| 21017381                    | 52132101       | Unemployment Comp.                 | 180               |                        | 180                            |
| 21017381                    | 52132121       | Medicare                           | 751               |                        | 751                            |
| 21017381                    | 52132991       | Other Fringe Benefits              | 72                |                        | 72                             |
| 21017381                    | 52134999       | Supplies, awards, postage          | 1,000             |                        | 1,000                          |
| 21017381                    | 52135999       | Charges: Parental Involvement      | 2,426             |                        | 2,426                          |
| 21017381                    | 52137901       | Parent Resource Equipment          | 200               |                        | 200                            |
|                             |                | <b>Total 72130</b>                 | <b>73,378</b>     | <b>- -</b>             | <b>73,378</b>                  |
| 21017381                    | 52211621       | Classified                         | 1,500             |                        | 1,500                          |
| 21017381                    | 52211899       | Salaries--Curriculum Coaches (1)   | 67,600            |                        | 67,600                         |
| 21017381                    | 52211961       | In-service Stipends                | 1,000             |                        | 1,000                          |
| 21017381                    | 52212011       | Social Security                    | 4,346             |                        | 4,346                          |
| 21017381                    | 52212041       | Retirement                         | 7,517             |                        | 7,517                          |
| 21017381                    | 52212061       | Life Insurance                     | 65                |                        | 65                             |
| 21017381                    | 52212071       | Health Insurance                   | 9,500             |                        | 9,500                          |
| 21017381                    | 52212081       | Dental Insurance                   | 345               |                        | 345                            |
| 21017381                    | 52212101       | Unemployment Compensation          | 180               |                        | 180                            |
| 21017381                    | 52212121       | Medicare                           | 1,017             |                        | 1,017                          |
| 21017381                    | 52212991       | Other Fringe Benefits              | 138               |                        | 138                            |
| 21017381                    | 52214999       | Other Supplies (staff development) | 500               |                        | 500                            |
| 21017381                    | 52215241       | Staff Development                  | 500               | 15,000                 | 15,500                         |
| 21017381                    | 52217901       | Admin Equipment                    | 100               |                        | 100                            |
|                             |                | <b>Total 72210</b>                 | <b>94,308</b>     | <b>15,000 -</b>        | <b>109,308</b>                 |
| 21017381                    | 52713141       | Contracts w Public Carriers        | 800               |                        | 800                            |
|                             |                | <b>Total 72710</b>                 | <b>800</b>        | <b>- -</b>             | <b>800</b>                     |
|                             |                | <b>TOTAL</b>                       | <b>358,277</b>    | <b>25,000 (25,000)</b> | <b>358,277</b>                 |

| ORGANIZATION<br>KEY         | OBJECT<br>CODE | EXPENDITURE<br>DESCRIPTION           | AMENDED<br>BUDGET<br>11/21/2019 | INCREASES     | DECREASES       | AMENDED<br>BUDGET<br>1/16/2020 |
|-----------------------------|----------------|--------------------------------------|---------------------------------|---------------|-----------------|--------------------------------|
| <b>East Side Elementary</b> |                |                                      |                                 |               |                 |                                |
| 21017391                    | 51101166       | Interventionists PT (3)              | 36,000                          |               |                 | 36,000                         |
| 21017391                    | 51101409       | Teachers Supplements                 | 25,772                          | 10,000        |                 | 35,772                         |
| 21017391                    | 51101631       | Educational Assistants (3)           | 68,320                          |               |                 | 68,320                         |
| 21017391                    | 51101981       | Substitute Non Degreed               | 850                             |               | (850)           | -                              |
| 21017391                    | 51102011       | Social Security                      | 8,119                           | 567           |                 | 8,686                          |
| 21017391                    | 51102041       | Retirement                           | 12,975                          | 1,063         |                 | 14,038                         |
| 21017391                    | 51102061       | Life Insurance                       | 195                             |               |                 | 195                            |
| 21017391                    | 51102071       | Medical Insurance                    | 28,500                          |               |                 | 28,500                         |
| 21017391                    | 51102081       | Dental Insurance                     | 1,035                           |               |                 | 1,035                          |
| 21017391                    | 51102101       | Unemployment Comp.                   | 540                             |               |                 | 540                            |
| 21017391                    | 51102121       | Medicare                             | 1,899                           | 133           |                 | 2,032                          |
| 21017391                    | 51102991       | Other Fringes                        | 137                             |               |                 | 137                            |
| 21017391                    | 51103999       | Other Contracted Services            | 5,000                           | 100           |                 | 5,100                          |
| 21017391                    | 51104291       | Instructional Supplies               | 71,738                          |               | (30,778)        | 40,960                         |
| 21017391                    | 51107221       | Instructional Equipment              | 24,000                          | 10,850        |                 | 34,850                         |
|                             |                | <b>Total 71100</b>                   | <b>285,080</b>                  | <b>22,713</b> | <b>(31,628)</b> | <b>276,165</b>                 |
| 21017391                    | 52134999       | Supplies, awards, postage            | 1,000                           |               |                 | 1,000                          |
| 21017391                    | 52135999       | Charges: Parental Involvement        | 2,468                           |               |                 | 2,468                          |
|                             |                | <b>Total 72130</b>                   | <b>3,468</b>                    | <b>-</b>      | <b>-</b>        | <b>3,468</b>                   |
| 21017391                    | 52211899       | Salaries--Curriculum Coach (1)       | 45,426                          |               |                 | 45,426                         |
| 21017391                    | 52211961       | In-service Stipends                  | 15,000                          | 5,000         |                 | 20,000                         |
| 21017391                    | 52212011       | Social Security                      | 3,747                           | 310           |                 | 4,057                          |
| 21017391                    | 52212041       | Retirement                           | 6,424                           | 532           |                 | 6,956                          |
| 21017391                    | 52212061       | Life Insurance                       | 65                              |               |                 | 65                             |
| 21017391                    | 52212071       | Health Insurance                     | 9,500                           |               |                 | 9,500                          |
| 21017391                    | 52212081       | Dental Insurance                     | 345                             |               |                 | 345                            |
| 21017391                    | 52212101       | Unemployment Compensation            | 180                             |               |                 | 180                            |
| 21017391                    | 52212121       | Medicare                             | 876                             | 73            |                 | 949                            |
| 21017391                    | 52212991       | Other Fringe Benefits                | 91                              |               |                 | 91                             |
| 21017391                    | 52214999       | Other Supplies (staff development)   | 5,000                           |               |                 | 5,000                          |
| 21017391                    | 52215241       | Staff Development                    | 7,000                           | 3,000         |                 | 10,000                         |
|                             |                | <b>Total 72210</b>                   | <b>93,654</b>                   | <b>8,915</b>  | <b>-</b>        | <b>102,569</b>                 |
|                             |                | <b>TOTAL</b>                         | <b>382,202</b>                  | <b>31,628</b> | <b>(31,628)</b> | <b>382,202</b>                 |
| <b>Hardy Elementary</b>     |                |                                      |                                 |               |                 |                                |
| 21017411                    | 51101161       | Teacher--STEM Instructor (1)         | 43,680                          |               |                 | 43,680                         |
| 21017411                    | 51101166       | Interventionists PT (2)              | 41,760                          |               |                 | 41,760                         |
| 21017411                    | 51101631       | Educational Assistant PT (1)         | 18,000                          |               | (1,858)         | 16,142                         |
| 21017411                    | 51101981       | Substitute Non Degreed               | 2,975                           |               |                 | 2,975                          |
| 21017411                    | 51102011       | Social Security                      | 6,597                           |               | (115)           | 6,482                          |
| 21017411                    | 51102041       | Retirement                           | 4,643                           |               |                 | 4,643                          |
| 21017411                    | 51102061       | Life Insurance                       | 65                              |               |                 | 65                             |
| 21017411                    | 51102071       | Medical Insurance                    | 9,500                           |               |                 | 9,500                          |
| 21017411                    | 51102081       | Dental Insurance                     | 345                             |               |                 | 345                            |
| 21017411                    | 51102101       | Unemployment Comp.                   | 180                             |               |                 | 180                            |
| 21017411                    | 51102121       | Medicare                             | 1,543                           |               | (27)            | 1,516                          |
| 21017411                    | 51102991       | Other Fringes                        | 87                              |               |                 | 87                             |
| 21017411                    | 51103361       | Equipment Repair/Maint.              | 5,000                           |               | (4,000)         | 1,000                          |
| 21017411                    | 51104291       | Instructional Supplies               | 7,481                           |               | (3,000)         | 4,481                          |
| 21017411                    | 51105999       | Charges: field trips, etc            | 2,000                           |               | (2,000)         | -                              |
| 21017411                    | 51107221       | Instructional Equipment              | 7,634                           | 11,000        |                 | 18,634                         |
|                             |                | <b>Total 71100</b>                   | <b>151,490</b>                  | <b>11,000</b> | <b>(11,000)</b> | <b>151,490</b>                 |
| 21017411                    | 52133999       | Contracted Services - Parent         | 800                             |               |                 | 800                            |
| 21017411                    | 52134999       | Supplies, awards, postage            | 600                             |               |                 | 600                            |
| 21017411                    | 52135999       | Charges: Parental Involvement        | 500                             |               |                 | 500                            |
| 21017411                    | 52137901       | Parent Resource Equipment            | 638                             |               |                 | 638                            |
|                             |                | <b>Total 72130</b>                   | <b>2,538</b>                    | <b>-</b>      | <b>-</b>        | <b>2,538</b>                   |
| 21017411                    | 52211899       | Salaries--Curriculum Coaches (1 FTE) | 56,241                          |               |                 | 56,241                         |
| 21017411                    | 52211961       | In-service Stipends                  | 7,000                           |               |                 | 7,000                          |
| 21017411                    | 52212011       | Social Security                      | 3,921                           |               |                 | 3,921                          |
| 21017411                    | 52212041       | Retirement                           | 6,723                           |               |                 | 6,723                          |
| 21017411                    | 52212061       | Life Insurance                       | 65                              |               |                 | 65                             |
| 21017411                    | 52212071       | Health Insurance                     | 9,500                           |               |                 | 9,500                          |
| 21017411                    | 52212081       | Dental Insurance                     | 345                             |               |                 | 345                            |
| 21017411                    | 52212101       | Unemployment Compensation            | 180                             |               |                 | 180                            |
| 21017411                    | 52212121       | Medicare                             | 917                             |               |                 | 917                            |
| 21017411                    | 52212991       | Other Fringe Benefits                | 112                             |               |                 | 112                            |
| 21017411                    | 52213081       | Consultants                          | 1,000                           |               |                 | 1,000                          |
| 21017411                    | 52214999       | Other Supplies (staff development)   | 2,000                           |               |                 | 2,000                          |
| 21017411                    | 52215241       | Staff Development                    | 5,000                           |               |                 | 5,000                          |
|                             |                | <b>Total 72210</b>                   | <b>93,004</b>                   | <b>-</b>      | <b>-</b>        | <b>93,004</b>                  |
|                             |                | <b>TOTAL</b>                         | <b>247,032</b>                  | <b>11,000</b> | <b>(11,000)</b> | <b>247,032</b>                 |

| ORGANIZATION<br>KEY         | OBJECT<br>CODE | EXPENDITURE<br>DESCRIPTION           | AMENDED<br>BUDGET<br>11/21/2019 | INCREASES    | DECREASES      | AMENDED<br>BUDGET<br>1/16/2020 |
|-----------------------------|----------------|--------------------------------------|---------------------------------|--------------|----------------|--------------------------------|
| <b>Hillcrest Elementary</b> |                |                                      |                                 |              |                |                                |
| 21017421                    | 51101166       | Interventionist (2)                  | 40,600                          |              |                | 40,600                         |
| 21017421                    | 51101981       | Substitute Non Degreed               | 1,700                           |              | (1,487)        | 213                            |
| 21017421                    | 51102011       | Social Security                      | 2,622                           |              | (92)           | 2,530                          |
| 21017421                    | 51102121       | Medicare                             | 614                             |              | (22)           | 592                            |
| 21017421                    | 51103999       | Contracted Services                  | 1,000                           | 6,670        |                | 7,670                          |
| 21017421                    | 51104291       | Instructional Supplies               | 7,035                           |              |                | 7,035                          |
| 21017421                    | 51105999       | Charges: field trips, etc            | 1,000                           | 1,601        |                | 2,601                          |
| 21017421                    | 51107221       | Instructional Equipment              | 5,000                           | 603          |                | 5,603                          |
|                             |                | <b>Total 71100</b>                   | <b>59,571</b>                   | <b>8,874</b> | <b>(1,601)</b> | <b>66,844</b>                  |
| 21017421                    | 52131894       | Parent Coordinator PT (1)            | 16,182                          |              |                | 16,182                         |
| 21017421                    | 52132011       | Social Security                      | 1,003                           |              |                | 1,003                          |
| 21017421                    | 52132121       | Medicare                             | 235                             |              |                | 235                            |
| 21017421                    | 52134999       | Supplies, awards, postage            | 894                             |              |                | 894                            |
| 21017421                    | 52135999       | Charges: Parental Involvement        | 894                             |              |                | 894                            |
|                             |                | <b>Total 72130</b>                   | <b>19,208</b>                   | <b>-</b>     | <b>-</b>       | <b>19,208</b>                  |
| 21017421                    | 52211899       | Salaries--Curriculum Coaches (1 FTE) | 62,005                          |              |                | 62,005                         |
| 21017421                    | 52212011       | Social Security                      | 3,844                           |              |                | 3,844                          |
| 21017421                    | 52212041       | Retirement                           | 6,591                           |              |                | 6,591                          |
| 21017421                    | 52212061       | Life Insurance                       | 65                              |              |                | 65                             |
| 21017421                    | 52212071       | Health Insurance                     | 9,500                           |              |                | 9,500                          |
| 21017421                    | 52212081       | Dental Insurance                     | 345                             |              |                | 345                            |
| 21017421                    | 52212101       | Unemployment Compensation            | 180                             |              |                | 180                            |
| 21017421                    | 52212121       | Medicare                             | 899                             |              |                | 899                            |
| 21017421                    | 52212991       | Other Fringe Benefits                | 124                             |              |                | 124                            |
| 21017421                    | 52213081       | Consultants                          | 8,000                           |              | (8,000)        | -                              |
| 21017421                    | 52214999       | Other Supplies (staff development)   | 1,000                           |              | (73)           | 927                            |
| 21017421                    | 52215241       | Staff Development                    | 200                             |              | (200)          | -                              |
|                             |                | <b>Total 72210</b>                   | <b>92,753</b>                   | <b>-</b>     | <b>(8,273)</b> | <b>84,480</b>                  |
| 21017421                    | 52713141       | Contracts w Public Carriers          | 2,500                           | 1,000        |                | 3,500                          |
|                             |                | <b>Total 72710</b>                   | <b>2,500</b>                    | <b>1,000</b> | <b>-</b>       | <b>3,500</b>                   |
|                             |                | <b>TOTAL</b>                         | <b>174,032</b>                  | <b>9,874</b> | <b>(9,874)</b> | <b>174,032</b>                 |
| <b>Hixson Elementary</b>    |                |                                      |                                 |              |                |                                |
| 21017431                    | 51101166       | Interventionists PT (3)              | 38,280                          |              |                | 38,280                         |
| 21017431                    | 51101409       | Teachers Supplements                 | 4,000                           |              |                | 4,000                          |
| 21017431                    | 51101631       | Educational Assistant (1)            | 20,690                          |              |                | 20,690                         |
| 21017431                    | 51101981       | Substitute Non Degreed               | 1,700                           |              | (1,510)        | 190                            |
| 21017431                    | 51102011       | Social Security                      | 4,010                           |              | (94)           | 3,916                          |
| 21017431                    | 51102041       | Retirement                           | 3,524                           |              |                | 3,524                          |
| 21017431                    | 51102061       | Life Insurance                       | 65                              |              |                | 65                             |
| 21017431                    | 51102071       | Medical Insurance                    | 9,500                           |              |                | 9,500                          |
| 21017431                    | 51102081       | Dental Insurance                     | 345                             |              |                | 345                            |
| 21017431                    | 51102101       | Unemployment Comp.                   | 180                             |              |                | 180                            |
| 21017431                    | 51102121       | Medicare                             | 938                             |              | (22)           | 916                            |
| 21017431                    | 51102991       | Other Fringes                        | 41                              |              |                | 41                             |
| 21017431                    | 51103361       | Equipment Repair/Maint.              | 50                              |              |                | 50                             |
| 21017431                    | 51104291       | Instructional Supplies               | 9,235                           |              |                | 9,235                          |
| 21017431                    | 51107221       | Instructional Equipment              | 20,592                          | 1,077        |                | 21,669                         |
|                             |                | <b>Total 71100</b>                   | <b>113,150</b>                  | <b>1,077</b> | <b>(1,626)</b> | <b>112,601</b>                 |
| 21017431                    | 52131894       | Parent Coordinator PT (2)            | 10,044                          | 510          |                | 10,554                         |
| 21017431                    | 52132011       | Social Security                      | 623                             | 32           |                | 655                            |
| 21017431                    | 52132121       | Medicare                             | 146                             | 7            |                | 153                            |
| 21017431                    | 52134999       | Supplies, awards, postage            | 942                             |              |                | 942                            |
| 21017431                    | 52135999       | Charges: Parental Involvement        | 942                             |              |                | 942                            |
|                             |                | <b>Total 72130</b>                   | <b>12,697</b>                   | <b>549</b>   | <b>-</b>       | <b>13,246</b>                  |
| 21017431                    | 52211961       | In-service Stipends                  | 1,889                           |              |                | 1,889                          |
| 21017431                    | 52212011       | Social Security                      | 117                             |              |                | 117                            |
| 21017431                    | 52212041       | Retirement                           | 200                             |              |                | 200                            |
| 21017431                    | 52212121       | Medicare                             | 27                              |              |                | 27                             |
| 21017431                    | 52214999       | Other Supplies (staff development)   | 500                             |              |                | 500                            |
| 21017431                    | 52215241       | Staff Development                    | 3,300                           |              |                | 3,300                          |
|                             |                | <b>Total 72210</b>                   | <b>6,033</b>                    | <b>-</b>     | <b>-</b>       | <b>6,033</b>                   |
|                             |                | <b>TOTAL</b>                         | <b>131,880</b>                  | <b>1,626</b> | <b>(1,626)</b> | <b>131,880</b>                 |

| ORGANIZATION<br>KEY              | OBJECT<br>CODE | EXPENDITURE<br>DESCRIPTION    | AMENDED<br>BUDGET<br>11/21/2019 | INCREASES | DECREASES | AMENDED<br>BUDGET<br>1/16/2020 |
|----------------------------------|----------------|-------------------------------|---------------------------------|-----------|-----------|--------------------------------|
| <b>Lakeside Elementary</b>       |                |                               |                                 |           |           |                                |
| 21017451                         | 51101166       | Interventionists PT (3)       | 20,000                          |           |           | 20,000                         |
| 21017451                         | 51102011       | Social Security               | 1,240                           |           |           | 1,240                          |
| 21017451                         | 51102121       | Medicare                      | 289                             |           |           | 289                            |
| 21017451                         | 51103361       | Equipment Repair/Maint.       | 3,000                           |           |           | 3,000                          |
| 21017451                         | 51104291       | Instructional Supplies        | 6,765                           |           |           | 6,765                          |
| 21017451                         | 51105999       | Charges: field trips, etc     | 4,000                           |           |           | 4,000                          |
| 21017451                         | 51107221       | Instructional Equipment       | 11,114                          |           |           | 11,114                         |
|                                  |                | <b>Total 71100</b>            | <b>46,408</b>                   | -         | -         | <b>46,408</b>                  |
| 21017451                         | 52131899       | Parent Coordinator (1)        | 32,681                          |           |           | 32,681                         |
| 21017451                         | 52132011       | Social Security               | 2,026                           |           |           | 2,026                          |
| 21017451                         | 52132041       | Retirement                    | 4,896                           |           |           | 4,896                          |
| 21017451                         | 52132061       | Life Insurance                | 65                              |           |           | 65                             |
| 21017451                         | 52132071       | Medical Insurance             | 9,500                           |           |           | 9,500                          |
| 21017451                         | 52132081       | Dental Insurance              | 345                             |           |           | 345                            |
| 21017451                         | 52132101       | Unemployment Comp.            | 180                             |           |           | 180                            |
| 21017451                         | 52132121       | Medicare                      | 473                             |           |           | 473                            |
| 21017451                         | 52132991       | Other Fringes                 | 65                              |           |           | 65                             |
| 21017451                         | 52134999       | Supplies, awards, postage     | 1,624                           |           |           | 1,624                          |
| 21017451                         | 52135999       | Charges: Parental Involvement | 500                             |           |           | 500                            |
|                                  |                | <b>Total 72130</b>            | <b>52,355</b>                   | -         | -         | <b>52,355</b>                  |
| 21017451                         | 52211899       | Curriculum Coaches (1 FTE)    | 61,418                          |           |           | 61,418                         |
| 21017451                         | 52211961       | In-service Stipends           | 8,947                           |           |           | 8,947                          |
| 21017451                         | 52212011       | Social Security               | 4,363                           |           |           | 4,363                          |
| 21017451                         | 52212041       | Retirement                    | 7,480                           |           |           | 7,480                          |
| 21017451                         | 52212061       | Life Insurance                | 65                              |           |           | 65                             |
| 21017451                         | 52212071       | Health Insurance              | 9,500                           |           |           | 9,500                          |
| 21017451                         | 52212081       | Dental Insurance              | 345                             |           |           | 345                            |
| 21017451                         | 52212101       | Unemployment Compensation     | 180                             |           |           | 180                            |
| 21017451                         | 52212121       | Medicare                      | 1,021                           |           |           | 1,021                          |
| 21017451                         | 52212991       | Other Fringe Benefits         | 140                             |           |           | 140                            |
|                                  |                | <b>Total 72210</b>            | <b>93,459</b>                   | -         | -         | <b>93,459</b>                  |
|                                  |                | <b>TOTAL</b>                  | <b>192,222</b>                  | -         | -         | <b>192,222</b>                 |
| <b>Lookout Valley Elementary</b> |                |                               |                                 |           |           |                                |
| 21017461                         | 51101409       | Teachers Supplements          | 20,000                          |           |           | 20,000                         |
| 21017461                         | 51101631       | Educational Assistant PT (1)  | 18,726                          |           |           | 18,726                         |
| 21017461                         | 51102011       | Social Security               | 2,401                           |           |           | 2,401                          |
| 21017461                         | 51102041       | Retirement                    | 2,126                           |           |           | 2,126                          |
| 21017461                         | 51102121       | Medicare                      | 562                             |           |           | 562                            |
| 21017461                         | 51103361       | Equipment Repair/Maint.       | 3,315                           |           |           | 3,315                          |
| 21017461                         | 51107221       | Instructional Equipment       | 12,500                          |           |           | 12,500                         |
|                                  |                | <b>Total 71100</b>            | <b>59,630</b>                   | -         | -         | <b>59,630</b>                  |
| 21017461                         | 52134999       | Supplies, awards, postage     | 534                             |           |           | 534                            |
| 21017461                         | 52135999       | Charges: Parental Involvement | 534                             |           |           | 534                            |
|                                  |                | <b>Total 72130</b>            | <b>1,068</b>                    | -         | -         | <b>1,068</b>                   |
|                                  |                | <b>TOTAL</b>                  | <b>60,698</b>                   | -         | -         | <b>60,698</b>                  |

| ORGANIZATION<br>KEY            | OBJECT<br>CODE | EXPENDITURE<br>DESCRIPTION                   | AMENDED<br>BUDGET<br>11/21/2019 | INCREASES | DECREASES | AMENDED<br>BUDGET<br>1/16/2020 |
|--------------------------------|----------------|--|---------------------------------|-----------|-----------|--------------------------------|
| <b>Orchard Knob Elementary</b> |                |  |                                 |           |           |                                |
| 21017471                       | 51101166       | Interventionists PT (2)                      | 34,652                          |           |           | 34,652                         |
| 21017471                       | 51101409       | Teachers Supplements                         | 10,000                          |           |           | 10,000                         |
| 21017471                       | 51101981       | Substitute Non Degreed                       | 850                             |           |           | 850                            |
| 21017471                       | 51102011       | Social Security                              | 2,821                           |           |           | 2,821                          |
| 21017471                       | 51102041       | Retirement                                   | 1,064                           |           |           | 1,064                          |
| 21017471                       | 51102121       | Medicare                                     | 659                             |           |           | 659                            |
| 21017471                       | 51103361       | Equipment Repair/Maint.                      | 400                             |           |           | 400                            |
| 21017471                       | 51103999       | Contracted Services                          | 11,001                          |           |           | 11,001                         |
| 21017471                       | 51104291       | Instructional Supplies                       | 56,888                          |           |           | 56,888                         |
| 21017471                       | 51105999       | Charges: field trips, etc                    | 11,000                          |           |           | 11,000                         |
| 21017471                       | 51107221       | Instructional Equipment                      | 10,615                          |           |           | 10,615                         |
|                                |                | <b>Total 71100</b>                           | <b>139,950</b>                  | -         | -         | <b>139,950</b>                 |
| 21017471                       | 52131899       | Behavior Management Specialist (1)           | 33,145                          |           |           | 33,145                         |
| 21017471                       | 52131899       | Family Partnership Specialist (1)            | 37,861                          |           |           | 37,861                         |
| 21017471                       | 52132011       | Social Security                              | 4,402                           |           |           | 4,402                          |
| 21017471                       | 52132041       | Retirement                                   | 10,637                          |           |           | 10,637                         |
| 21017471                       | 52132061       | Life Insurance                               | 130                             |           |           | 130                            |
| 21017471                       | 52132071       | Medical Insurance                            | 19,000                          |           |           | 19,000                         |
| 21017471                       | 52132081       | Dental Insurance                             | 690                             |           |           | 690                            |
| 21017471                       | 52132101       | Unemployment Comp.                           | 360                             |           |           | 360                            |
| 21017471                       | 52132121       | Medicare                                     | 1,030                           |           |           | 1,030                          |
| 21017471                       | 52132991       | Other Fringes                                | 143                             |           |           | 143                            |
| 21017471                       | 52133995       | Other Contracted Services - software license | 6,000                           |           |           | 6,000                          |
| 21017471                       | 52133999       | Contracted Services                          | 494                             |           |           | 494                            |
| 21017471                       | 52134999       | Supplies, awards, postage                    | 1,000                           |           |           | 1,000                          |
| 21017471                       | 52135999       | Charges: Parental Involvement                | 1,100                           |           |           | 1,100                          |
| 21017471                       | 52137901       | Parent Resource Equipment                    | 400                             |           |           | 400                            |
|                                |                | <b>Total 72130</b>                           | <b>116,392</b>                  | -         | -         | <b>116,392</b>                 |
| 21017471                       | 52211961       | In-service Stipends                          | 6,500                           |           |           | 6,500                          |
| 21017471                       | 52212011       | Social Security                              | 403                             |           |           | 403                            |
| 21017471                       | 52212041       | Retirement                                   | 691                             |           |           | 691                            |
| 21017471                       | 52212121       | Medicare                                     | 94                              |           |           | 94                             |
| 21017471                       | 52212991       | Other Fringe Benefits                        | 8                               |           |           | 8                              |
| 21017471                       | 52214999       | Other Supplies (staff development)           | 2,000                           |           |           | 2,000                          |
| 21017471                       | 52215241       | Staff Development                            | 5,329                           |           |           | 5,329                          |
|                                |                | <b>Total 72210</b>                           | <b>15,025</b>                   | -         | -         | <b>15,025</b>                  |
| 21017471                       | 52251899       | Computer Technician                          | 30,942                          |           |           | 30,942                         |
| 21017471                       | 52252011       | Social Security                              | 1,918                           |           |           | 1,918                          |
| 21017471                       | 52252041       | Retirement                                   | 4,635                           |           |           | 4,635                          |
| 21017471                       | 52252061       | Life Insurance                               | 65                              |           |           | 65                             |
| 21017471                       | 52252071       | Medical Insurance                            | 9,500                           |           |           | 9,500                          |
| 21017471                       | 52252081       | Dental Insurance                             | 345                             |           |           | 345                            |
| 21017471                       | 52252101       | Unemployment Comp.                           | 180                             |           |           | 180                            |
| 21017471                       | 52252121       | Medicare                                     | 449                             |           |           | 449                            |
| 21017471                       | 52252991       | Other Fringe Benefits                        | 62                              |           |           | 62                             |
|                                |                | <b>Total 72250</b>                           | <b>48,096</b>                   | -         | -         | <b>48,096</b>                  |
| 21017471                       | 52713141       | Contracts w Public Carriers                  | 11,000                          |           |           | 11,000                         |
|                                |                | <b>Total 72710</b>                           | <b>11,000</b>                   | -         | -         | <b>11,000</b>                  |
|                                |                | <b>TOTAL</b>                                 | <b>330,463</b>                  | -         | -         | <b>330,463</b>                 |

| ORGANIZATION<br>KEY         | OBJECT<br>CODE | EXPENDITURE<br>DESCRIPTION           | AMENDED              |              |                | AMENDED             |
|-----------------------------|----------------|--------------------------------------|----------------------|--------------|----------------|---------------------|
|                             |                |                                      | BUDGET<br>11/21/2019 | INCREASES    | DECREASES      | BUDGET<br>1/16/2020 |
| <b>Rivermont Elementary</b> |                |                                      |                      |              |                |                     |
| 21017481                    | 51101161       | Remediation Teacher (1)              | 51,235               |              |                | 51,235              |
| 21017481                    | 51101981       | Substitute Non Degreed               | 5,077                |              |                | 5,077               |
| 21017481                    | 51102011       | Social Security                      | 3,492                |              |                | 3,492               |
| 21017481                    | 51102041       | Retirement                           | 5,446                |              |                | 5,446               |
| 21017481                    | 51102061       | Life Insurance                       | 65                   |              |                | 65                  |
| 21017481                    | 51102071       | Medical Insurance                    | 9,500                |              |                | 9,500               |
| 21017481                    | 51102081       | Dental Insurance                     | 345                  |              |                | 345                 |
| 21017481                    | 51102101       | Unemployment Comp.                   | 180                  |              |                | 180                 |
| 21017481                    | 51102121       | Medicare                             | 817                  |              |                | 817                 |
| 21017481                    | 51102991       | Other Fringes                        | 102                  |              |                | 102                 |
| 21017481                    | 51104291       | Instructional Supplies               | 5,076                |              |                | 5,076               |
| 21017481                    | 51107221       | Instructional Equipment              | 5,076                |              |                | 5,076               |
|                             |                | <b>Total 71100</b>                   | <b>86,411</b>        | -            | -              | <b>86,411</b>       |
| 21017481                    | 52134999       | Supplies, awards, postage            | 663                  |              |                | 663                 |
| 21017481                    | 52135999       | Charges: Parental Involvement        | 663                  |              |                | 663                 |
|                             |                | <b>Total 72130</b>                   | <b>1,326</b>         | -            | -              | <b>1,326</b>        |
|                             |                | <b>TOTAL</b>                         | <b>87,737</b>        | -            | -              | <b>87,737</b>       |
| <b>Shepherd Elementary</b>  |                |                                      |                      |              |                |                     |
| 21017491                    | 51101161       | Teacher (1)                          | 65,770               |              |                | 65,770              |
| 21017491                    | 51101166       | Interventionists Part-time (3)       | 38,400               |              |                | 38,400              |
| 21017491                    | 51101409       | Teachers Supplements                 | 7,000                |              | (2,000)        | 5,000               |
| 21017491                    | 51101981       | Substitute Non Degreed               | 850                  |              | (850)          | -                   |
| 21017491                    | 51102011       | Social Security                      | 6,946                |              | (177)          | 6,769               |
| 21017491                    | 51102041       | Retirement                           | 7,735                |              | (213)          | 7,522               |
| 21017491                    | 51102061       | Life Insurance                       | 65                   |              |                | 65                  |
| 21017491                    | 51102071       | Medical Insurance                    | 9,500                |              |                | 9,500               |
| 21017491                    | 51102081       | Dental Insurance                     | 345                  |              |                | 345                 |
| 21017491                    | 51102101       | Unemployment Comp.                   | 180                  |              |                | 180                 |
| 21017491                    | 51102121       | Medicare                             | 1,625                |              | (41)           | 1,584               |
| 21017491                    | 51102991       | Other Fringes                        | 132                  |              |                | 132                 |
| 21017491                    | 51103361       | Equipment Repair/Maint.              | 250                  |              | (250)          | -                   |
| 21017491                    | 51103999       | Contracted Services                  | 250                  |              | (250)          | -                   |
| 21017491                    | 51104291       | Instructional Supplies               | 8,109                | 357          |                | 8,466               |
| 21017491                    | 51107221       | Instructional Equipment              | 7,000                | 2,000        |                | 9,000               |
|                             |                | <b>Total 71100</b>                   | <b>154,157</b>       | <b>2,357</b> | <b>(3,781)</b> | <b>152,733</b>      |
| 21017491                    | 52133999       | Contracted Services - Parent         | 500                  |              | (500)          | -                   |
| 21017491                    | 52134999       | Supplies, awards, postage            | 1,248                | 500          |                | 1,748               |
| 21017491                    | 52135999       | Charges: Parental Involvement        | 1,000                |              |                | 1,000               |
|                             |                | <b>Total 72130</b>                   | <b>2,748</b>         | <b>500</b>   | <b>(500)</b>   | <b>2,748</b>        |
| 21017491                    | 52211899       | Salaries--Curriculum Coaches (1 FTE) | 61,250               |              |                | 61,250              |
| 21017491                    | 52211961       | In-service Stipends                  | 1,000                | 3,139        |                | 4,139               |
| 21017491                    | 52212011       | Social Security                      | 3,860                | 195          |                | 4,055               |
| 21017491                    | 52212041       | Retirement                           | 6,617                | 334          |                | 6,951               |
| 21017491                    | 52212061       | Life Insurance                       | 65                   |              |                | 65                  |
| 21017491                    | 52212071       | Health Insurance                     | 9,500                |              |                | 9,500               |
| 21017491                    | 52212081       | Dental Insurance                     | 345                  |              |                | 345                 |
| 21017491                    | 52212101       | Unemployment Compensation            | 180                  |              |                | 180                 |
| 21017491                    | 52212121       | Medicare                             | 903                  | 45           |                | 948                 |
| 21017491                    | 52212991       | Other Fringe Benefits                | 123                  |              |                | 123                 |
| 21017491                    | 52214999       | Other Supplies (staff development)   | 300                  |              | (300)          | -                   |
| 21017491                    | 52215241       | Staff Development                    | 1,524                | 11           |                | 1,535               |
|                             |                | <b>Total 72210</b>                   | <b>85,667</b>        | <b>3,724</b> | <b>(300)</b>   | <b>89,091</b>       |
| 21017491                    | 52713141       | Contracts w Public Carriers          | 2,000                |              | (2,000)        | -                   |
|                             |                | <b>Total 72710</b>                   | <b>2,000</b>         | -            | <b>(2,000)</b> | -                   |
|                             |                | <b>TOTAL</b>                         | <b>244,572</b>       | <b>6,581</b> | <b>(6,581)</b> | <b>244,572</b>      |

| ORGANIZATION<br>KEY        | OBJECT<br>CODE | EXPENDITURE<br>DESCRIPTION                   | AMENDED              |               |                 | AMENDED             |
|----------------------------|----------------|--|----------------------|---------------|-----------------|---------------------|
|                            |                |  | BUDGET<br>11/21/2019 | INCREASES     | DECREASES       | BUDGET<br>1/16/2020 |
| <b>Woodmore Elementary</b> |                |  |                      |               |                 |                     |
| 21017501                   | 51101166       | Interventionists/STEM Part-time (3)          | 48,089               |               | (108)           | 47,981              |
| 21017501                   | 51101345       | Other Instructional Personnel - PT Tutor (1) | 12,760               |               |                 | 12,760              |
| 21017501                   | 51101981       | Substitute Non Degreed                       | 1,530                |               | (1,100)         | 430                 |
| 21017501                   | 51102011       | Social Security                              | 3,867                |               | (75)            | 3,792               |
| 21017501                   | 51102121       | Medicare                                     | 904                  |               | (18)            | 886                 |
| 21017501                   | 51103999       | Other Contracted Services                    | 1,250                |               |                 | 1,250               |
| 21017501                   | 51104291       | Instructional Supplies                       | 1,888                |               |                 | 1,888               |
| 21017501                   | 51105999       | Charges: field trips, etc                    | 500                  |               |                 | 500                 |
| 21017501                   | 51107221       | Instructional Equipment                      | 2,000                |               |                 | 2,000               |
|                            |                | <b>Total 71100</b>                           | <b>72,788</b>        | <b>-</b>      | <b>(1,301)</b>  | <b>71,487</b>       |
| 21017501                   | 52134999       | Supplies, awards, postage                    | 500                  |               |                 | 500                 |
| 21017501                   | 52135999       | Charges: Parental Involvement                | 1,168                |               |                 | 1,168               |
|                            |                | <b>Total 72130</b>                           | <b>1,668</b>         | <b>-</b>      | <b>-</b>        | <b>1,668</b>        |
| 21017501                   | 52211899       | Salaries--Curriculum Coaches (1)             | 56,002               |               |                 | 56,002              |
| 21017501                   | 52211961       | In-service Stipends                          | 4,000                | 1,100         |                 | 5,100               |
| 21017501                   | 52212011       | Social Security                              | 3,720                | 68            |                 | 3,788               |
| 21017501                   | 52212041       | Retirement                                   | 6,378                | 117           |                 | 6,495               |
| 21017501                   | 52212061       | Life Insurance                               | 65                   |               |                 | 65                  |
| 21017501                   | 52212071       | Health Insurance                             | 9,500                |               |                 | 9,500               |
| 21017501                   | 52212081       | Dental Insurance                             | 345                  |               |                 | 345                 |
| 21017501                   | 52212101       | Unemployment Compensation                    | 180                  |               |                 | 180                 |
| 21017501                   | 52212121       | Medicare                                     | 870                  | 16            |                 | 886                 |
| 21017501                   | 52212991       | Other Fringe Benefits                        | 112                  |               |                 | 112                 |
| 21017501                   | 52215241       | Staff Development                            | 4,000                |               |                 | 4,000               |
|                            |                | <b>Total 72210</b>                           | <b>85,172</b>        | <b>1,301</b>  | <b>-</b>        | <b>86,473</b>       |
| 21017501                   | 52713141       | Contracts w Public Carriers                  | 500                  |               |                 | 500                 |
|                            |                | <b>Total 72710</b>                           | <b>500</b>           | <b>-</b>      | <b>-</b>        | <b>500</b>          |
|                            |                | <b>TOTAL</b>                                 | <b>160,128</b>       | <b>1,301</b>  | <b>(1,301)</b>  | <b>160,128</b>      |
| <b>Brown Academy</b>       |                |  |                      |               |                 |                     |
| 21017521                   | 51101166       | Interventionists PT (2)                      | 35,840               |               | (23,029)        | 12,811              |
| 21017521                   | 51101409       | Teachers Supplements                         | 12,500               |               |                 | 12,500              |
| 21017521                   | 51101981       | Substitute Non Degreed                       | 425                  |               | (425)           | -                   |
| 21017521                   | 51102011       | Social Security                              | 3,024                |               | (1,454)         | 1,570               |
| 21017521                   | 51102041       | Retirement                                   | 1,328                |               |                 | 1,328               |
| 21017521                   | 51102121       | Medicare                                     | 708                  |               | (340)           | 368                 |
| 21017521                   | 51103999       | Contracted Services                          | 1,000                |               |                 | 1,000               |
| 21017521                   | 51104291       | Instructional Supplies                       | 11,660               | 13,653        |                 | 25,313              |
| 21017521                   | 51105999       | Charges: field trips, etc                    | 1,000                | 1,300         |                 | 2,300               |
| 21017521                   | 51107221       | Instructional Equipment                      | 4,750                |               | (1,405)         | 3,345               |
|                            |                | <b>Total 71100</b>                           | <b>72,235</b>        | <b>14,953</b> | <b>(26,653)</b> | <b>60,535</b>       |
| 21017521                   | 52133999       | Contracted Services                          | -                    | 700           |                 | 700                 |
| 21017521                   | 52134999       | Supplies, awards, postage                    | 1,000                |               |                 | 1,000               |
| 21017521                   | 52135999       | Charges: Parental Involvement                | 1,506                |               |                 | 1,506               |
|                            |                | <b>Total 72130</b>                           | <b>2,506</b>         | <b>700</b>    | <b>-</b>        | <b>3,206</b>        |
| 21017521                   | 52211621       | Classified Overtime                          | 7,000                |               |                 | 7,000               |
| 21017521                   | 52211899       | Salaries--Curriculum Coaches (.5 FTE)        | 33,885               |               |                 | 33,885              |
| 21017521                   | 52211961       | In-service Stipends                          | 8,492                | 2,536         |                 | 11,028              |
| 21017521                   | 52212011       | Social Security                              | 3,062                | 157           |                 | 3,219               |
| 21017521                   | 52212041       | Retirement                                   | 5,554                | 270           |                 | 5,824               |
| 21017521                   | 52212061       | Life Insurance                               | 33                   |               |                 | 33                  |
| 21017521                   | 52212071       | Health Insurance                             | 4,750                |               |                 | 4,750               |
| 21017521                   | 52212081       | Dental Insurance                             | 173                  |               |                 | 173                 |
| 21017521                   | 52212101       | Unemployment Compensation                    | 90                   |               |                 | 90                  |
| 21017521                   | 52212121       | Medicare                                     | 716                  | 37            |                 | 753                 |
| 21017521                   | 52212991       | Other Fringe Benefits                        | 82                   |               |                 | 82                  |
| 21017521                   | 52213081       | Consultants                                  | 4,500                | 8,000         |                 | 12,500              |
|                            |                | <b>Total 72210</b>                           | <b>68,337</b>        | <b>11,000</b> | <b>-</b>        | <b>79,337</b>       |
| 21017521                   | 52713141       | Contracts w Public Carriers                  | 2,000                |               |                 | 2,000               |
|                            |                | <b>Total 72710</b>                           | <b>2,000</b>         | <b>-</b>      | <b>-</b>        | <b>2,000</b>        |
|                            |                | <b>TOTAL</b>                                 | <b>145,078</b>       | <b>26,653</b> | <b>(26,653)</b> | <b>145,078</b>      |

| ORGANIZATION<br>KEY   | OBJECT<br>CODE | EXPENDITURE<br>DESCRIPTION          | AMENDED<br>BUDGET<br>11/21/2019 | INCREASES      | DECREASES        | AMENDED<br>BUDGET<br>1/16/2020 |
|-----------------------|----------------|-------------------------------------|---------------------------------|----------------|------------------|--------------------------------|
| <b>Battle Academy</b> |                |                                     |                                 |                |                  |                                |
| 21017531              | 51101166       | Interventionists Part-time (1)      | 12,184                          |                |                  | 12,184                         |
| 21017531              | 51101631       | Educational Assistant (23)          | 12,758                          |                |                  | 12,758                         |
| 21017531              | 51102011       | Social Security                     | 1,547                           |                |                  | 1,547                          |
| 21017531              | 51102121       | Medicare                            | 362                             |                |                  | 362                            |
|                       |                | <b>Total 71100</b>                  | <b>26,851</b>                   | -              | -                | <b>26,851</b>                  |
| 21017531              | 52134999       | Supplies, awards, postage           | 1,262                           |                |                  | 1,262                          |
| 21017531              | 52135999       | Charges: Parental Involvement       | 100                             |                |                  | 100                            |
|                       |                | <b>Total 72130</b>                  | <b>1,362</b>                    | -              | -                | <b>1,362</b>                   |
| 21017531              | 52211899       | Salaries--Curriculum Coach (.5 FTE) | 33,885                          |                |                  | 33,885                         |
| 21017531              | 52211961       | Stipends                            | 560                             |                |                  | 560                            |
| 21017531              | 52212011       | Social Security                     | 2,136                           |                |                  | 2,136                          |
| 21017531              | 52212041       | Retirement                          | 3,662                           |                |                  | 3,662                          |
| 21017531              | 52212061       | Life Insurance                      | 33                              |                |                  | 33                             |
| 21017531              | 52212071       | Health Insurance                    | 4,750                           |                |                  | 4,750                          |
| 21017531              | 52212081       | Dental Insurance                    | 173                             |                |                  | 173                            |
| 21017531              | 52212101       | Unemployment Compensation           | 90                              |                |                  | 90                             |
| 21017531              | 52212121       | Medicare                            | 499                             |                |                  | 499                            |
| 21017531              | 52212991       | Other Fringe Benefits               | 68                              |                |                  | 68                             |
| 21017531              | 52213081       | Consultants                         | 2,500                           |                |                  | 2,500                          |
| 21017531              | 52214999       | Supplies & Materials (Staff Dev)    | 1,746                           |                |                  | 1,746                          |
|                       |                | <b>Total 72210</b>                  | <b>50,102</b>                   | -              | -                | <b>50,102</b>                  |
|                       |                | <b>TOTAL</b>                        | <b>78,315</b>                   | -              | -                | <b>78,315</b>                  |
|                       |                | <b>TOTAL GRANT</b>                  | <b>14,130,517</b>               | <b>862,693</b> | <b>(862,693)</b> | <b>14,130,517</b>              |

















































































██████████

██████████

██████████

██████████































































**HAMILTON COUNTY DEPT OF EDUCATION  
 FEDERAL PROGRAMS  
 TITLE II PART A TEACHER AND PRINCIPAL TRAINING AND RECRUITING GRANT  
 BUDGET FISCAL YEAR 2019-2020**

|                                 |           |   |           |
|---------------------------------|-----------|---|-----------|
| TITLE II PART A 2019 ALLOCATION | 1,593,365 |   | 1,593,365 |
| STATE REALLOCATION              | -         |   | -         |
| CARRYOVER FROM FY2019           | 430,545   |   | 430,545   |
| TOTAL TITLE II PART A BUDGET    | 2,023,910 | - | 2,023,910 |
| TRANSFER TO CONSOLIDATED ADMIN  | (41,438)  |   | (41,438)  |
| TOTAL TITLE II PART A BUDGET    | 1,982,472 | - | 1,982,472 |

**SUMMARY BY FUNCTION OF CHANGES TO BUDGET:**

|                                   |           |        |          |           |
|-----------------------------------|-----------|--------|----------|-----------|
| 71100 Regular Instruction         | 14,653    | -      | (12,500) | 2,153     |
| 72210 Regular Instruction Support | 1,932,726 | 77,905 | (65,455) | 1,945,176 |
| 99000 Indirect Costs              | 35,093    | 50     | -        | 35,143    |
|                                   | 1,982,472 | 77,955 | (77,955) | 1,982,472 |

|          |          |         |           |   |  |           |
|----------|----------|---------|-----------|---|--|-----------|
| 21110000 | 41427189 | REVENUE | 1,982,472 | - |  | 1,982,472 |
|----------|----------|---------|-----------|---|--|-----------|

| ORGANIZATION KEY | OBJECT CODE | EXPENDITURE DESCRIPTION | AMENDED BUDGET 11/21/2019 | INCREASES | DECREASES | AMENDED BUDGET 1/16/2020 |
|------------------|-------------|-------------------------|---------------------------|-----------|-----------|--------------------------|
|------------------|-------------|-------------------------|---------------------------|-----------|-----------|--------------------------|

|          |          |                      |               |           |          |               |
|----------|----------|----------------------|---------------|-----------|----------|---------------|
| 21111000 | 59005901 | Indirect Costs 2.69% | 35,093        | 50        |          | 35,143        |
|          |          | <b>Total 99000</b>   | <b>35,093</b> | <b>50</b> | <b>-</b> | <b>35,143</b> |

**Salary Set Aside**

|          |          |                    |              |          |          |              |
|----------|----------|--------------------|--------------|----------|----------|--------------|
| 21111010 | 51101981 | Substitutes        | 2,000        |          |          | 2,000        |
| 21111010 | 51102011 | Social Security    | 124          |          |          | 124          |
| 21111010 | 51102121 | Medicare           | 29           |          |          | 29           |
|          |          | <b>Total 71100</b> | <b>2,153</b> | <b>-</b> | <b>-</b> | <b>2,153</b> |

|          |          |                                  |                  |          |          |                  |
|----------|----------|----------------------------------|------------------|----------|----------|------------------|
| 21111010 | 52211051 | Directors 3.5                    | 402,177          |          |          | 402,177          |
| 21111010 | 52211053 | Coordinator 1                    | 103,231          |          |          | 103,231          |
| 21111010 | 52211621 | Clerical 1 full-time             | 46,214           |          |          | 46,214           |
| 21111010 | 52211621 | Clerical .5 part-time            | 24,641           |          |          | 24,641           |
| 21111010 | 52211894 | Recruitment Coordinator (.5 FTE) | 37,833           |          |          | 37,833           |
| 21111010 | 52211899 | Curriculum Coaches (2 FTE)       | 150,425          |          |          | 150,425          |
| 21111010 | 52211899 | Retention Specialist (1)         | 73,810           |          |          | 73,810           |
| 21111010 | 52212011 | Social Security                  | 51,976           |          |          | 51,976           |
| 21111010 | 52212041 | State Retirement                 | 90,145           |          |          | 90,145           |
| 21111010 | 52212061 | Life Insurance                   | 585              |          |          | 585              |
| 21111010 | 52212071 | Health Insurance                 | 85,500           |          |          | 85,500           |
| 21111010 | 52212081 | Dental Insurance                 | 3,105            |          |          | 3,105            |
| 21111010 | 52212101 | Unemployment Compensation        | 1,620            |          |          | 1,620            |
| 21111010 | 52212121 | Medicare                         | 12,156           |          |          | 12,156           |
| 21111010 | 52212991 | Other Fringe Benefits            | 1,627            |          |          | 1,627            |
|          |          | <b>Total 72210</b>               | <b>1,085,045</b> | <b>-</b> | <b>-</b> | <b>1,085,045</b> |

**School Support**

|          |          |                                |                |              |                |                |
|----------|----------|--------------------------------|----------------|--------------|----------------|----------------|
| 21111030 | 52211621 | Classified Stipend             | -              | 4,784        |                | 4,784          |
| 21111030 | 52211961 | In-service Stipends            | 136,775        |              | (4,784)        | 131,991        |
| 21111030 | 52212011 | Social Security                | 8,480          |              |                | 8,480          |
| 21111030 | 52212041 | State Retirement               | 14,539         | 208          |                | 14,747         |
| 21111030 | 52212121 | Medicare                       | 1,983          |              |                | 1,983          |
| 21111030 | 52213081 | Consultants                    | 50,000         |              |                | 50,000         |
| 21111030 | 52213551 | Travel                         | 28,000         |              |                | 28,000         |
| 21111030 | 52214999 | Supplies for Staff Development | 110,000        |              | (208)          | 109,792        |
| 21111030 | 52215241 | Staff Development              | 41,619         |              |                | 41,619         |
| 21111030 | 52215999 | Other Charges                  | 10,000         |              |                | 10,000         |
|          |          | <b>Total 72210</b>             | <b>401,396</b> | <b>4,992</b> | <b>(4,992)</b> | <b>401,396</b> |

|          |          |                    |              |          |                |          |
|----------|----------|--------------------|--------------|----------|----------------|----------|
| 21112010 | 51101981 | Substitutes        | 2,322        |          | (2,322)        | -        |
| 21112010 | 51102011 | Social Security    | 144          |          | (144)          | -        |
| 21112010 | 51102121 | Medicare           | 34           |          | (34)           | -        |
|          |          | <b>Total 71100</b> | <b>2,500</b> | <b>-</b> | <b>(2,500)</b> | <b>-</b> |

|          |          |                                |               |               |                 |               |
|----------|----------|--------------------------------|---------------|---------------|-----------------|---------------|
| 21112010 | 52211961 | In-service Stipends            | 5,073         |               | (5,073)         | -             |
| 21112010 | 52212011 | Social Security                | 314           |               | (314)           | -             |
| 21112010 | 52212041 | State Retirement               | 539           |               | (539)           | -             |
| 21112010 | 52212121 | Medicare                       | 74            |               | (74)            | -             |
| 21112010 | 52213081 | Consultants                    | 4,000         | 3,000         |                 | 7,000         |
| 21112010 | 52213551 | Travel                         | 5,000         |               | (5,000)         | -             |
| 21112010 | 52214999 | Supplies for Staff Development | 2,000         | 2,000         |                 | 4,000         |
| 21112010 | 52215241 | Staff Development              | 11,565        | 8,500         |                 | 20,065        |
|          |          | <b>Total 72210</b>             | <b>28,565</b> | <b>13,500</b> | <b>(11,000)</b> | <b>31,065</b> |

|  |  |  |               |               |                 |               |
|--|--|--|---------------|---------------|-----------------|---------------|
| <b>Total Harrison Bay Learning Community</b> |  |  | <b>31,065</b> | <b>13,500</b> | <b>(13,500)</b> | <b>31,065</b> |
|--|--|--|---------------|---------------|-----------------|---------------|

| ORGANIZATION<br>KEY | OBJECT<br>CODE | EXPENDITURE<br>DESCRIPTION                       | AMENDED<br>BUDGET |               | AMENDED         |                     |
|---------------------|----------------|--|-------------------|---------------|-----------------|---------------------|
|                     |                |  | 11/21/2019        | INCREASES     | DECREASES       | BUDGET<br>1/16/2020 |
| 21112020            | 51101981       | Substitutes                                      | 2,322             |               | (2,322)         | -                   |
| 21112020            | 51102011       | Social Security                                  | 144               |               | (144)           | -                   |
| 21112020            | 51102121       | Medicare   | 34                |               | (34)            | -                   |
|                     |                | <b>Total 71100</b>                               | <b>2,500</b>      | <b>-</b>      | <b>(2,500)</b>  | <b>-</b>            |
| 21112020            | 52211961       | In-service Stipends                              | 5,073             |               | (5,073)         | -                   |
| 21112020            | 52212011       | Social Security                                  | 314               |               | (314)           | -                   |
| 21112020            | 52212041       | State Retirement                                 | 539               |               | (539)           | -                   |
| 21112020            | 52212121       | Medicare   | 74                |               | (74)            | -                   |
| 21112020            | 52213081       | Consultants                                      | 4,000             | 13,000        |                 | 17,000              |
| 21112020            | 52213551       | Travel   | 5,000             |               | (5,000)         | -                   |
| 21112020            | 52214999       | Supplies for Staff Development                   | 2,000             | 3,000         |                 | 5,000               |
| 21112020            | 52215241       | Staff Development                                | 11,565            |               | (2,500)         | 9,065               |
|                     |                | <b>Total 72210</b>                               | <b>28,565</b>     | <b>16,000</b> | <b>(13,500)</b> | <b>31,065</b>       |
|                     |                | <b>Total Missionary Ridge Learning Community</b> | <b>31,065</b>     | <b>16,000</b> | <b>(16,000)</b> | <b>31,065</b>       |
| 21112030            | 51101981       | Substitutes                                      | 2,322             |               | (2,322)         | -                   |
| 21112030            | 51102011       | Social Security                                  | 144               |               | (144)           | -                   |
| 21112030            | 51102121       | Medicare   | 34                |               | (34)            | -                   |
|                     |                | <b>Total 71100</b>                               | <b>2,500</b>      | <b>-</b>      | <b>(2,500)</b>  | <b>-</b>            |
| 21112030            | 52211961       | In-service Stipends                              | 5,073             | 1,268         |                 | 6,341               |
| 21112030            | 52212011       | Social Security                                  | 314               | 79            |                 | 393                 |
| 21112030            | 52212041       | State Retirement                                 | 539               | 135           |                 | 674                 |
| 21112030            | 52212121       | Medicare   | 74                | 18            |                 | 92                  |
| 21112030            | 52213081       | Consultants                                      | 4,000             | 12,065        |                 | 16,065              |
| 21112030            | 52213551       | Travel   | 5,000             |               | (5,000)         | -                   |
| 21112030            | 52214999       | Supplies for Staff Development                   | 2,000             | 500           |                 | 2,500               |
| 21112030            | 52215241       | Staff Development                                | 11,565            |               | (6,565)         | 5,000               |
|                     |                | <b>Total 72210</b>                               | <b>28,565</b>     | <b>14,065</b> | <b>(11,565)</b> | <b>31,065</b>       |
|                     |                | <b>Total North River Learning Community</b>      | <b>31,065</b>     | <b>14,065</b> | <b>(14,065)</b> | <b>31,065</b>       |
| 21112040            | 51101981       | Substitutes                                      | 2,322             |               | (2,322)         | -                   |
| 21112040            | 51102011       | Social Security                                  | 144               |               | (144)           | -                   |
| 21112040            | 51102121       | Medicare   | 34                |               | (34)            | -                   |
|                     |                | <b>Total 71100</b>                               | <b>2,500</b>      | <b>-</b>      | <b>(2,500)</b>  | <b>-</b>            |
| 21112040            | 52211961       | In-service Stipends                              | 5,073             |               |                 | 5,073               |
| 21112040            | 52212011       | Social Security                                  | 314               |               |                 | 314                 |
| 21112040            | 52212041       | State Retirement                                 | 539               |               |                 | 539                 |
| 21112040            | 52212121       | Medicare   | 74                |               |                 | 74                  |
| 21112040            | 52213081       | Consultants                                      | 4,000             | 2,500         |                 | 6,500               |
| 21112040            | 52213551       | Travel   | 5,000             |               | (5,000)         | -                   |
| 21112040            | 52214999       | Supplies for Staff Development                   | 2,000             |               |                 | 2,000               |
| 21112040            | 52215241       | Staff Development                                | 11,565            | 5,000         |                 | 16,565              |
|                     |                | <b>Total 72210</b>                               | <b>28,565</b>     | <b>7,500</b>  | <b>(5,000)</b>  | <b>31,065</b>       |
|                     |                | <b>Total Rock Point Learning Community</b>       | <b>31,065</b>     | <b>7,500</b>  | <b>(7,500)</b>  | <b>31,065</b>       |
| 21112050            | 51101981       | Substitutes                                      | 2,322             |               | (2,322)         | -                   |
| 21112050            | 51102011       | Social Security                                  | 144               |               | (144)           | -                   |
| 21112050            | 51102121       | Medicare   | 34                |               | (34)            | -                   |
|                     |                | <b>Total 71100</b>                               | <b>2,500</b>      | <b>-</b>      | <b>(2,500)</b>  | <b>-</b>            |
| 21112050            | 52211961       | In-service Stipends                              | 5,073             |               |                 | 5,073               |
| 21112050            | 52212011       | Social Security                                  | 314               |               |                 | 314                 |
| 21112050            | 52212041       | State Retirement                                 | 539               |               |                 | 539                 |
| 21112050            | 52212121       | Medicare   | 74                |               |                 | 74                  |
| 21112050            | 52213081       | Consultants                                      | 4,000             | 500           |                 | 4,500               |
| 21112050            | 52213551       | Travel   | 5,000             |               | (3,000)         | 2,000               |
| 21112050            | 52214999       | Supplies for Staff Development                   | 2,000             |               |                 | 2,000               |
| 21112050            | 52215241       | Staff Development                                | 11,565            | 5,000         |                 | 16,565              |
|                     |                | <b>Total 72210</b>                               | <b>28,565</b>     | <b>5,500</b>  | <b>(3,000)</b>  | <b>31,065</b>       |
|                     |                | <b>Total Opportunity Zone Learning Community</b> | <b>31,065</b>     | <b>5,500</b>  | <b>(5,500)</b>  | <b>31,065</b>       |
| 21112060            | 52211961       | In-service Stipends                              | 29,591            |               |                 | 29,591              |
| 21112060            | 52212011       | Social Security                                  | 1,834             |               |                 | 1,834               |
| 21112060            | 52212041       | State Retirement                                 | 3,146             |               |                 | 3,146               |
| 21112060            | 52212121       | Medicare   | 429               |               |                 | 429                 |
|                     |                | <b>Total 72210</b>                               | <b>35,000</b>     | <b>-</b>      | <b>-</b>        | <b>35,000</b>       |
|                     |                | <b>Total Human Resources</b>                     | <b>35,000</b>     | <b>-</b>      | <b>-</b>        | <b>35,000</b>       |
|                     |                | <b>Total School Support, Salary Set Aside</b>    | <b>1,678,919</b>  | <b>61,557</b> | <b>(61,557)</b> | <b>1,678,919</b>    |

| ORGANIZATION<br>KEY                 | OBJECT<br>CODE | EXPENDITURE<br>DESCRIPTION     | AMENDED<br>BUDGET<br>11/21/2019 | INCREASES      | DECREASES       | AMENDED<br>BUDGET<br>1/16/2020 |                |
|-------------------------------------|----------------|--------------------------------|---------------------------------|----------------|-----------------|--------------------------------|----------------|
| <b>PRIVATE SCHOOLS</b>              |                |                                |                                 |                |                 |                                |                |
| <b>PRIVATE SCHOOLS</b>              |                |                                |                                 |                |                 |                                |                |
| <b>Avondale SDA</b>                 |                |                                |                                 |                |                 |                                |                |
| 21113505                            | 52215241       | Staff Development              | 2,901                           |                | (1)             | 2,900                          |                |
|                                     |                | <b>Total 72210</b>             | <b>2,901</b>                    | <b>-</b>       | <b>(1)</b>      | <b>2,900</b>                   |                |
| <b>Brainerd Baptist</b>             |                |                                |                                 |                |                 |                                |                |
| 21113515                            | 52215241       | Staff Development              | 8,721                           |                | (2)             | 8,719                          |                |
|                                     |                | <b>Total 72210</b>             | <b>8,721</b>                    | <b>-</b>       | <b>(2)</b>      | <b>8,719</b>                   |                |
| <b>Hickory Valley Christian</b>     |                |                                |                                 |                |                 |                                |                |
| 21113535                            | 52213081       | Consultants                    | 100                             |                |                 | 100                            |                |
| 21113535                            | 52214999       | Supplies for Staff Development | 50                              |                |                 | 50                             |                |
| 21113535                            | 52215241       | Staff Development              | 4,502                           |                | (1)             | 4,501                          |                |
|                                     |                | <b>Total 72210</b>             | <b>4,652</b>                    | <b>-</b>       | <b>(1)</b>      | <b>4,651</b>                   |                |
| <b>Notre Dame</b>                   |                |                                |                                 |                |                 |                                |                |
| 21113565                            | 52213081       | Consultants                    | 5,000                           |                |                 | 5,000                          |                |
| 21113565                            | 52215241       | Staff Development              | 25,284                          |                | (4)             | 25,280                         |                |
|                                     |                | <b>Total 72210</b>             | <b>30,284</b>                   | <b>-</b>       | <b>(4)</b>      | <b>30,280</b>                  |                |
| <b>Our Lady of Perpetual Help</b>   |                |                                |                                 |                |                 |                                |                |
| 21113575                            | 52213081       | Consultants                    | 2,000                           | 10,000         |                 | 12,000                         |                |
| 21113575                            | 52214999       | Supplies for Staff Development | 872                             |                |                 | 872                            |                |
| 21113575                            | 52215241       | Staff Development              | 19,909                          |                | (10,003)        | 9,906                          |                |
|                                     |                | <b>Total 72210</b>             | <b>22,781</b>                   | <b>10,000</b>  | <b>(10,003)</b> | <b>22,778</b>                  |                |
| <b>Saint Jude</b>                   |                |                                |                                 |                |                 |                                |                |
| 21113585                            | 52213081       | Consultants                    | 13,562                          |                |                 | 13,562                         |                |
| 21113585                            | 52214999       | Supplies for Staff Development | 1,648                           |                |                 | 1,648                          |                |
| 21113585                            | 52215241       | Staff Development              | 13,563                          |                | (3)             | 13,560                         |                |
|                                     |                | <b>Total 72210</b>             | <b>28,773</b>                   | <b>-</b>       | <b>(3)</b>      | <b>28,770</b>                  |                |
| <b>Silverdale Baptist Academy</b>   |                |                                |                                 |                |                 |                                |                |
| 21113715                            | 52213081       | Consultants                    | 11,000                          |                |                 | 11,000                         |                |
| 21113715                            | 52214999       | Supplies for Staff Development | 4,039                           |                |                 | 4,039                          |                |
| 21113715                            | 52215241       | Staff Development              | 14,493                          |                | (9)             | 14,484                         |                |
|                                     |                | <b>Total 72210</b>             | <b>29,532</b>                   | <b>-</b>       | <b>(9)</b>      | <b>29,523</b>                  |                |
| <b>Bright School</b>                |                |                                |                                 |                |                 |                                |                |
| 21113735                            | 52213081       | Consultants                    | 8,318                           |                | (3)             | 8,315                          |                |
|                                     |                | <b>Total 72210</b>             | <b>8,318</b>                    | <b>-</b>       | <b>(3)</b>      | <b>8,315</b>                   |                |
| <b>Boyd Buchanan</b>                |                |                                |                                 |                |                 |                                |                |
| 21113825                            | 52215241       | Staff Development              | 30,206                          |                | (9)             | 30,197                         |                |
|                                     |                | <b>Total 72210</b>             | <b>30,206</b>                   | <b>-</b>       | <b>(9)</b>      | <b>30,197</b>                  |                |
| <b>Spalding Elementary</b>          |                |                                |                                 |                |                 |                                |                |
| 21113765                            | 52215241       | Staff Development              | 23,230                          |                | (3)             | 23,227                         |                |
|                                     |                | <b>Total 72210</b>             | <b>23,230</b>                   | <b>-</b>       | <b>(3)</b>      | <b>23,227</b>                  |                |
| <b>Grace Baptist</b>                |                |                                |                                 |                |                 |                                |                |
| 21113785                            | 52215241       | Staff Development              | 16,169                          |                | (5)             | 16,164                         |                |
|                                     |                | <b>Total 72210</b>             | <b>16,169</b>                   | <b>-</b>       | <b>(5)</b>      | <b>16,164</b>                  |                |
| <b>Belvoir Christian Academy</b>    |                |                                |                                 |                |                 |                                |                |
| 21113805                            | 52213081       | Consultant                     | -                               | 5,267          |                 | 5,267                          |                |
| 21113805                            | 52215241       | Staff Development              | 5,267                           |                | (5,267)         | -                              |                |
|                                     |                | <b>Total 72210</b>             | <b>5,267</b>                    | <b>5,267</b>   | <b>(5,267)</b>  | <b>5,267</b>                   |                |
| <b>Annoor Academy</b>               |                |                                |                                 |                |                 |                                |                |
| 21113835                            | 52214999       | Supplies for Staff Development | 577                             |                |                 | 577                            |                |
| 21113835                            | 52215241       | Staff Development              | 1,260                           |                |                 | 1,260                          |                |
|                                     |                | <b>Total 72210</b>             | <b>1,837</b>                    | <b>-</b>       | <b>-</b>        | <b>1,837</b>                   |                |
| <b>Collegedale SDA</b>              |                |                                |                                 |                |                 |                                |                |
| 21113845                            | 52215241       | Staff Development              | 22,267                          |                | (3)             | 22,264                         |                |
|                                     |                | <b>Total 72210</b>             | <b>22,267</b>                   | <b>-</b>       | <b>(3)</b>      | <b>22,264</b>                  |                |
| <b>Collegedale Adventist Middle</b> |                |                                |                                 |                |                 |                                |                |
| 21113865                            | 52215241       | Staff Development              | 6,289                           |                | (1)             | 6,288                          |                |
|                                     |                | <b>Total 72210</b>             | <b>6,289</b>                    | <b>-</b>       | <b>(1)</b>      | <b>6,288</b>                   |                |
| <b>Skvuka Hall</b>                  |                |                                |                                 |                |                 |                                |                |
| 21113945                            | 52213081       | Consultants                    | 3,081                           |                | (1,081)         | 2,000                          |                |
| 21113945                            | 52214999       | Supplies for Staff Development | -                               | 500            |                 | 500                            |                |
| 21113945                            | 52215241       | Staff Development              | -                               | 581            |                 | 581                            |                |
|                                     |                | <b>Total 72210</b>             | <b>3,081</b>                    | <b>1,081</b>   | <b>(1,081)</b>  | <b>3,081</b>                   |                |
| <b>Berean Academy</b>               |                |                                |                                 |                |                 |                                |                |
| 21113925                            | 52213081       | Consultants                    | 1,000                           |                |                 | 1,000                          |                |
| 21113925                            | 52214999       | Supplies for Staff Development | 1,754                           |                |                 | 1,754                          |                |
| 21113925                            | 52215241       | Staff Development              | 11,148                          |                | (3)             | 11,145                         |                |
|                                     |                | <b>Total 72210</b>             | <b>13,902</b>                   | <b>-</b>       | <b>(3)</b>      | <b>13,899</b>                  |                |
| <b>Total Private Schools</b>        |                |                                | <b>3</b>                        | <b>258,210</b> | <b>16,348</b>   | <b>(16,398)</b>                | <b>258,160</b> |

| ORGANIZATION<br>KEY   | OBJECT<br>CODE | EXPENDITURE<br>DESCRIPTION     | AMENDED<br>BUDGET<br>11/21/2019 | INCREASES     | DECREASES       | AMENDED<br>BUDGET<br>1/16/2020 |
|---|----------------|--------------------------------|---------------------------------|---------------|-----------------|--------------------------------|
| <b>CHARTER SCHOOLS</b>  |                |                                |                                 |               |                 |                                |
| <b><u>Chattanooga Preparatory School</u></b>                  |                |                                |                                 |               |                 |                                |
| 21113935  | 52214999       | Supplies for Staff Development | 991                             |               |                 | 991                            |
| <b><u>Chattanooga Girls Leadership Academy</u></b>            |                |                                |                                 |               |                 |                                |
| 21115303  | 52215999       | Other charges: Stipends PD     | 2,501                           |               |                 | 2,501                          |
| <b><u>Ivy Academy</u></b>                                     |                |                                |                                 |               |                 |                                |
| 21115313  | 52215999       | Other charges: Stipends PD     | 2,209                           |               |                 | 2,209                          |
| <b><u>Chattanooga Charter School of Excellence</u></b>        |                |                                |                                 |               |                 |                                |
| 21115323  | 52214999       | Supplies for Staff Development | 2,931                           |               |                 | 2,931                          |
| <b><u>Chattanooga Charter School of Excellence Middle</u></b> |                |                                |                                 |               |                 |                                |
| 21116322  | 52214999       | Supplies for Staff Development | 1,618                           |               |                 | 1,618                          |
| <b>Total Charter Schools</b>                                  |                |                                | <b>10,250</b>                   | <b>-</b>      | <b>-</b>        | <b>10,250</b>                  |
| <b>TOTAL GRANT</b>  |                |                                | <b>1,982,472</b>                | <b>77,955</b> | <b>(77,955)</b> | <b>1,982,472</b>               |

**HAMILTON COUNTY DEPT OF EDUCATION  
FEDERAL PROGRAMS  
TITLE III, LANGUAGE INSTRUCTION FOR ENGLISH LEARNERS AND IMMIGRANT STUDENTS  
BUDGET FISCAL YEAR 2019-2020**

|   |             |  | CURRENT                   | INCREASES        | DECREASES        | CURRENT                  |
|---|-------------|--|---------------------------|------------------|------------------|--------------------------|
|   |             |  | ALLOCATION                |                  |                  | ALLOCATION               |
| TITLE III 2020 AWARD                    |             |  | 368,879                   |                  |                  | 368,879                  |
| 2019 CARRYOVER FUNDS                    |             |  | 139,936                   |                  |                  | 139,936                  |
| TRANSFER TO CONSOLIDATED ADMINISTRATION |             |  | (7,292)                   |                  |                  | (7,292)                  |
| <b>TOTAL TITLE III BUDGET</b>           |             |  | <b>501,523</b>            | <b>-</b>         | <b>-</b>         | <b>501,523</b>           |
|   |             |  | <b>BUDGET</b>             | <b>INCREASES</b> | <b>DECREASES</b> | <b>BUDGET</b>            |
| 21410000                                | 41427146    | REVENUE                                  | 501,523                   | -                | -                | 501,523                  |
| <b>Use of Funds Summary</b>             |             |  |                           |                  |                  |                          |
|   | 71100       | Regular Instruction                      | 372,920                   | 24,454           | (6,735)          | 390,639                  |
|   | 72130       | Other Student Support                    | 2,453                     | -                | -                | 2,453                    |
|   | 72210       | Instructional Support                    | 106,243                   | -                | (17,743)         | 88,500                   |
|   | 72710       | Transportation                           | 8,000                     | -                | -                | 8,000                    |
|   | 99000       | Indirect Costs                           | 11,907                    | 24               | -                | 11,931                   |
|   |             | <b>Total Use of Funds</b>                | <b>501,523</b>            | <b>24,478</b>    | <b>(24,478)</b>  | <b>501,523</b>           |
| ORGANIZATION KEY                        | OBJECT CODE | EXPENDITURE DESCRIPTION                  | AMENDED BUDGET 10/17/2019 | INCREASES        | DECREASES        | AMENDED BUDGET 1/16/2020 |
| 21411000                                | 51101409    | Teachers Supplements                     | 45,000                    |                  |                  | 45,000                   |
| 21411000                                | 51101631    | Educational Assistants (2)               | 30,000                    |                  |                  | 30,000                   |
| 21411000                                | 51101981    | Substitutes                              | 6,000                     |                  | (5,000)          | 1,000                    |
| 21411000                                | 51102011    | Social Security                          | 5,027                     |                  | (310)            | 4,717                    |
| 21411000                                | 51102041    | State Retirement                         | 9,278                     |                  |                  | 9,278                    |
| 21411000                                | 51102061    | Life Insurance                           | 130                       |                  |                  | 130                      |
| 21411000                                | 51102071    | Medical Insurance                        | 19,000                    |                  |                  | 19,000                   |
| 21411000                                | 51102081    | Dental Insurance                         | 690                       |                  |                  | 690                      |
| 21411000                                | 51102101    | Unemployment Compensation                | 360                       |                  |                  | 360                      |
| 21411000                                | 51102121    | Medicare                                 | 1,175                     |                  | (73)             | 1,102                    |
| 21411000                                | 51102991    | Other Fringe Benefits                    | 60                        |                  |                  | 60                       |
| 21411000                                | 51104291    | Instructional Supplies                   | 218,650                   | 23,126           |                  | 241,776                  |
| 21411000                                | 51105999    | Other Charges (field trips, etc)         | 1,000                     |                  |                  | 1,000                    |
| 21411000                                | 51107221    | Instructional Equipment                  | 34,383                    |                  |                  | 34,383                   |
|   |             | <b>Total 71100 Instructional</b>         | <b>370,753</b>            | <b>23,126</b>    | <b>(5,383)</b>   | <b>388,496</b>           |
| 21411000                                | 52131899    | Other Salaries                           | 2,000                     |                  |                  | 2,000                    |
| 21411000                                | 52132011    | Social Security                          | 124                       |                  |                  | 124                      |
| 21411000                                | 52132041    | State Retirement                         | 300                       |                  |                  | 300                      |
| 21411000                                | 52132121    | Medicare                                 | 29                        |                  |                  | 29                       |
|   |             | <b>Total 72130 Other Student Support</b> | <b>2,453</b>              | <b>-</b>         | <b>-</b>         | <b>2,453</b>             |
| 21411000                                | 52211961    | In-service Stipends                      | 15,000                    |                  | (15,000)         | -                        |
| 21411000                                | 52212011    | Social Security                          | 930                       |                  | (930)            | -                        |
| 21411000                                | 52212041    | State Retirement                         | 1,595                     |                  | (1,595)          | -                        |
| 21411000                                | 52212121    | Medicare                                 | 218                       |                  | (218)            | -                        |
| 21411000                                | 52213081    | Consultants                              | 59,500                    |                  |                  | 59,500                   |
| 21411000                                | 52213551    | Travel                                   | 9,000                     |                  |                  | 9,000                    |
| 21411000                                | 52215241    | Staff Development                        | 20,000                    |                  |                  | 20,000                   |
|   |             | <b>Total 72210 Instructional Support</b> | <b>106,243</b>            | <b>-</b>         | <b>(17,743)</b>  | <b>88,500</b>            |
| 21411000                                | 52713141    | Contracts w Public Carriers              | 8,000                     |                  |                  | 8,000                    |
|   |             | <b>Total 72710 Transportation</b>        | <b>8,000</b>              | <b>-</b>         | <b>-</b>         | <b>8,000</b>             |
| 21411000                                | 59005901    | Indirect Costs (2.69 %)                  | 11,907                    | 24               |                  | 11,931                   |
|   |             | <b>Total 99000</b>                       | <b>11,907</b>             | <b>24</b>        | <b>-</b>         | <b>11,931</b>            |
| <b>Avondale SDA</b>                     |             |  |                           |                  |                  |                          |
| 21413505                                | 51101345    | Part-time Tutor                          | -                         | 1,234            |                  | 1,234                    |
| 21413505                                | 51102011    | Social Security                          | -                         | 76               |                  | 76                       |
| 21413505                                | 51102121    | Medicare                                 | -                         | 18               |                  | 18                       |
| 21413505                                | 51104291    | Instructional Supplies                   | 1,343                     |                  | (1,343)          | -                        |
|   |             | <b>Total 71100 Instructional</b>         | <b>1,343</b>              | <b>1,328</b>     | <b>(1,343)</b>   | <b>1,328</b>             |
| <b>Annoor</b>                           |             |  |                           |                  |                  |                          |
| 21413835                                | 51101166    | Part-time Interventionist                | 505                       |                  |                  | 505                      |
| 21413835                                | 51102011    | Social Security                          | 31                        |                  |                  | 31                       |
| 21413835                                | 51102121    | Medicare                                 | 7                         |                  |                  | 7                        |
| 21413835                                | 51104291    | Instructional Supplies                   | 281                       |                  | (9)              | 272                      |
|   |             | <b>Total 71100 Instructional</b>         | <b>824</b>                | <b>-</b>         | <b>(9)</b>       | <b>815</b>               |
| <b>TOTAL Grant</b>                      |             |  | <b>501,523</b>            | <b>24,478</b>    | <b>(24,478)</b>  | <b>501,523</b>           |

**HAMILTON COUNTY DEPT OF EDUCATION  
 FEDERAL PROGRAMS  
 TITLE IV PART A, STUDENT SUPPORT AND ACADEMIC ENRICHMENTS GRANT  
 BUDGET FISCAL YEAR 2019-2020**

|                                     |                  |                  |
|-------------------------------------|------------------|------------------|
| TITLE IV PART A 2020 ALLOCATION     | 962,430          | 962,430          |
| TITLE IV PART A 2019 CARRYOVER      | 239,167          | 239,167          |
| TRANSFER TO CONSOLIDATED ADMIN      | (19,248)         | (19,248)         |
| <b>TOTAL TITLE IV PART A BUDGET</b> | <b>1,182,349</b> | <b>1,182,349</b> |

**SUMMARY BY FUNCTION OF CHANGES TO BUDGET:**

|       |                             |                  |                |                  |                  |
|-------|-----------------------------|------------------|----------------|------------------|------------------|
| 71100 | Regular Instruction         | 245,462          | 39,917         | (51,891)         | 233,488          |
| 72130 | Other Student Support       | 42,870           | 20,656         | -                | 63,526           |
| 72210 | Regular Instruction Support | 860,550          | 42,058         | (59,788)         | 842,820          |
| 72710 | Transportation              | 4,500            | 10,000         | (1,000)          | 13,500           |
| 99000 | Indirect Costs              | 28,967           | 48             | -                | 29,015           |
|       |                             | <b>1,182,349</b> | <b>112,679</b> | <b>(112,679)</b> | <b>1,182,349</b> |

|          |          |         |           |   |           |
|----------|----------|---------|-----------|---|-----------|
| 21490000 | 41427147 | REVENUE | 1,182,349 | - | 1,182,349 |
|----------|----------|---------|-----------|---|-----------|

| ORGANIZATION KEY | OBJECT CODE | EXPENDITURE DESCRIPTION                               | AMENDED BUDGET 11/21/2019 | INCREASES     | DECREASES       | AMENDED BUDGET 1/16/2020 |
|------------------|-------------|---|---------------------------|---------------|-----------------|--------------------------|
| 21491000         | 59005901    | Indirect Costs (2.69%)                                | 28,967                    | 48            |                 | 29,015                   |
|                  |             | <b>Total 99000</b>                                    | <b>28,967</b>             | <b>48</b>     | <b>-</b>        | <b>29,015</b>            |
| 21491000         | 51101981    | Substitutes -COMP                                     | 10,988                    |               |                 | 10,988                   |
| 21491000         | 51101981    | Substitutes - Char Ed / Crisis Response               | 3,716                     |               |                 | 3,716                    |
| 21491000         | 51102011    | Social Security                                       | 911                       |               |                 | 911                      |
| 21491000         | 51102121    | Medicare  | 214                       |               |                 | 214                      |
| 21491000         | 51104291    | Instructional materials                               | 20,656                    |               | (9,082)         | 11,574                   |
|                  |             | <b>Total 71100</b>                                    | <b>36,485</b>             | <b>-</b>      | <b>(9,082)</b>  | <b>27,403</b>            |
| 21491000         | 52133221    | Evaluation & Testing                                  | 42,870                    |               |                 | 42,870                   |
| 21491000         | 52134999    | Other Supplies and Materials - Char Ed                | -                         | 20,656        |                 | 20,656                   |
|                  |             | <b>Total 72130</b>                                    | <b>42,870</b>             | <b>20,656</b> | <b>-</b>        | <b>63,526</b>            |
| 21491000         | 52211899    | Truancy Officer/Social Worker (1 FTE)                 | 49,898                    |               |                 | 49,898                   |
| 21491000         | 52211961    | In-service Stipends - COMP (NTN)                      | 22,795                    |               |                 | 22,795                   |
| 21491000         | 52211961    | In-service Stipends - COMP (NTA 2.0 - June 2020)      | 47,655                    |               |                 | 47,655                   |
| 21491000         | 52211961    | In-service Stipends - Char Ed / Crisis Response       | 28,000                    |               | (8,609)         | 19,391                   |
| 21491000         | 52212011    | Social Security                                       | 9,197                     |               | (534)           | 8,663                    |
| 21491000         | 52212041    | State Retirement                                      | 17,705                    |               | (915)           | 16,790                   |
| 21491000         | 52212061    | Life Insurance  | 65                        |               |                 | 65                       |
| 21491000         | 52212071    | Health Insurance                                      | 9,500                     |               |                 | 9,500                    |
| 21491000         | 52212081    | Dental Insurance                                      | 345                       |               |                 | 345                      |
| 21491000         | 52212101    | Unemployment Compensation                             | 180                       |               |                 | 180                      |
| 21491000         | 52212121    | Medicare  | 2,150                     |               | (125)           | 2,025                    |
| 21491000         | 52212991    | Other Fringe Benefits                                 | 100                       |               |                 | 100                      |
| 21491000         | 52213081    | Consultant:COMP Training                              | 12,000                    |               |                 | 12,000                   |
| 21491000         | 52213081    | Consultant:Char Ed / Crisis Response                  | 20,891                    |               | (10,891)        | 10,000                   |
| 21491000         | 52214999    | Supplies--Staff Development COMP                      | 17,038                    |               |                 | 17,038                   |
| 21491000         | 52214999    | Supplies--Staff Development Char Ed / Crisis Response | 25,794                    |               | (15,000)        | 10,794                   |
| 21491000         | 52215241    | Staff Development                                     | 26,500                    | 14,500        |                 | 41,000                   |
|                  |             | <b>Total 72210</b>                                    | <b>289,813</b>            | <b>14,500</b> | <b>(36,074)</b> | <b>268,239</b>           |
| 21491000         | 52713141    | Contracts with Public Carriers                        | -                         | 10,000        |                 | 10,000                   |
|                  |             | <b>Total 72710</b>                                    | <b>-</b>                  | <b>10,000</b> | <b>-</b>        | <b>10,000</b>            |
|                  |             | <b>Total 21491000</b>                                 | <b>369,168</b>            | <b>45,156</b> | <b>(45,156)</b> | <b>369,168</b>           |

| ORGANIZATION<br>KEY                  | OBJECT<br>CODE | EXPENDITURE<br>DESCRIPTION                  | AMENDED              |               |                 | AMENDED             |
|--------------------------------------|----------------|---|----------------------|---------------|-----------------|---------------------|
|                                      |                |   | BUDGET<br>11/21/2019 | INCREASES     | DECREASES       | BUDGET<br>1/16/2020 |
| <b>Fine Arts (Well Rounded)</b>      |                |   |                      |               |                 |                     |
| 21492000                             | 51101981       | Substitutes                                 | 3,351                |               | (2,881)         | 470                 |
| 21492000                             | 51102011       | Social Security                             | 208                  |               | (179)           | 29                  |
| 21492000                             | 51102121       | Medicare                                    | 48                   |               | (42)            | 6                   |
| 21492000                             | 51104291       | Instructional materials                     | 21,550               | 3,102         |                 | 24,652              |
| 21492000                             | 51105999       | Charges: Field experiences                  | 1,000                |               |                 | 1,000               |
|                                      |                | <b>Total 71100</b>                          | <b>26,157</b>        | <b>3,102</b>  | <b>(3,102)</b>  | <b>26,157</b>       |
| 21492000                             | 52211899       | Curriculum Coaches - Related Arts (1 FTE)   | 62,900               |               |                 | 62,900              |
| 21492000                             | 52211961       | In-service Stipends                         | 10,000               |               |                 | 10,000              |
| 21492000                             | 52212011       | Social Security                             | 4,520                |               |                 | 4,520               |
| 21492000                             | 52212041       | State Retirement                            | 7,750                |               |                 | 7,750               |
| 21492000                             | 52212061       | Life Insurance                              | 65                   |               |                 | 65                  |
| 21492000                             | 52212071       | Health Insurance                            | 9,500                |               |                 | 9,500               |
| 21492000                             | 52212081       | Dental Insurance                            | 345                  |               |                 | 345                 |
| 21492000                             | 52212101       | Unemployment Compensation                   | 180                  |               |                 | 180                 |
| 21492000                             | 52212121       | Medicare                                    | 1,057                |               |                 | 1,057               |
| 21492000                             | 52212991       | Other Fringe Benefits                       | 126                  |               |                 | 126                 |
| 21492000                             | 52213081       | Consultant                                  | 8,500                |               |                 | 8,500               |
| 21492000                             | 52214999       | Supplies--Staff Development                 | 5,500                |               |                 | 5,500               |
| 21492000                             | 52215241       | Staff Development                           | 12,971               |               |                 | 12,971              |
|                                      |                | <b>Total 72210</b>                          | <b>123,414</b>       | <b>-</b>      | <b>-</b>        | <b>123,414</b>      |
| 21492000                             | 52713141       | Contracts with Public Carriers              | 500                  |               |                 | 500                 |
|                                      |                | <b>Total 72710</b>                          | <b>500</b>           | <b>-</b>      | <b>-</b>        | <b>500</b>          |
|                                      |                | <b>Total Fine Arts Well Rounded</b>         | <b>150,071</b>       | <b>3,102</b>  | <b>(3,102)</b>  | <b>150,071</b>      |
| <b>Social Studies (Well Rounded)</b> |                |   |                      |               |                 |                     |
| 21493000                             | 51101981       | Substitutes                                 | 9,249                |               | (3,249)         | 6,000               |
| 21493000                             | 51102011       | Social Security                             | 574                  |               | (201)           | 373                 |
| 21493000                             | 51102121       | Medicare                                    | 133                  |               | (47)            | 86                  |
| 21493000                             | 51104291       | Instructional materials                     | 12,000               |               | (8,279)         | 3,721               |
|                                      |                | <b>Total 71100</b>                          | <b>21,956</b>        | <b>-</b>      | <b>(11,776)</b> | <b>10,180</b>       |
| 21493000                             | 52211899       | Curriculum Coaches - Social Studies (1 FTE) | 62,900               |               |                 | 62,900              |
| 21493000                             | 52211961       | In-service Stipends                         | 5,000                | 14,800        |                 | 19,800              |
| 21493000                             | 52212011       | Social Security                             | 3,900                | 1,228         |                 | 5,128               |
| 21493000                             | 52212041       | State Retirement                            | 6,687                | 2,104         |                 | 8,791               |
| 21493000                             | 52212061       | Life Insurance                              | 65                   |               |                 | 65                  |
| 21493000                             | 52212071       | Health Insurance                            | 9,500                |               |                 | 9,500               |
| 21493000                             | 52212081       | Dental Insurance                            | 345                  |               |                 | 345                 |
| 21493000                             | 52212101       | Unemployment Compensation                   | 180                  |               |                 | 180                 |
| 21493000                             | 52212121       | Medicare                                    | 912                  | 287           |                 | 1,199               |
| 21493000                             | 52212991       | Other Fringe Benefits                       | 126                  |               |                 | 126                 |
| 21493000                             | 52213081       | Consultant                                  | 5,000                |               | (5,000)         | -                   |
| 21493000                             | 52213551       | Travel/Mileage                              | 2,000                | 2,000         |                 | 4,000               |
| 21493000                             | 52214999       | Supplies--Staff Development                 | 5,500                |               | (1,700)         | 3,800               |
| 21493000                             | 52215241       | Staff Development                           | 25,000               |               | (943)           | 24,057              |
|                                      |                | <b>Total 72210</b>                          | <b>127,115</b>       | <b>20,419</b> | <b>(7,643)</b>  | <b>139,891</b>      |
| 21493000                             | 52713141       | Contracts with Public Carriers              | 1,000                |               | (1,000)         | -                   |
|                                      |                | <b>Total 72710</b>                          | <b>1,000</b>         | <b>-</b>      | <b>(1,000)</b>  | <b>-</b>            |
|                                      |                | <b>Total Social Studies</b>                 | <b>150,071</b>       | <b>20,419</b> | <b>(20,419)</b> | <b>150,071</b>      |

| ORGANIZATION<br>KEY                       | OBJECT<br>CODE | EXPENDITURE<br>DESCRIPTION      | AMENDED              | INCREASES     | DECREASES       | AMENDED             |
|---|----------------|---------------------------------|----------------------|---------------|-----------------|---------------------|
|   |                |                                 | BUDGET<br>11/21/2019 |               |                 | BUDGET<br>1/16/2020 |
| <b>STEM (Effective Use of Technology)</b> |                |                                 |                      |               |                 |                     |
| 21494000                                  | 51101981       | Substitutes                     | 3,351                |               |                 | 3,351               |
| 21494000                                  | 51102011       | Social Security                 | 208                  |               |                 | 208                 |
| 21494000                                  | 51102121       | Medicare                        | 48                   |               |                 | 48                  |
| 21494000                                  | 51104291       | Instructional materials         | 18,550               |               |                 | 18,550              |
| 21494000                                  | 51105999       | Charges: Field experiences      | 1,000                |               |                 | 1,000               |
|   |                | <b>Total 71100</b>              | <b>23,157</b>        | -             | -               | <b>23,157</b>       |
| 21494000                                  | 52211899       | Curriculum Coach - STEM (1 FTE) | 79,576               |               |                 | 79,576              |
| 21494000                                  | 52211961       | In-service Stipends             | 10,000               |               |                 | 10,000              |
| 21494000                                  | 52212011       | Social Security                 | 5,554                |               |                 | 5,554               |
| 21494000                                  | 52212041       | State Retirement                | 9,521                |               |                 | 9,521               |
| 21494000                                  | 52212061       | Life Insurance                  | 65                   |               |                 | 65                  |
| 21494000                                  | 52212071       | Health Insurance                | 9,500                |               |                 | 9,500               |
| 21494000                                  | 52212081       | Dental Insurance                | 345                  |               |                 | 345                 |
| 21494000                                  | 52212101       | Unemployment Compensation       | 180                  |               |                 | 180                 |
| 21494000                                  | 52212121       | Medicare                        | 1,299                |               |                 | 1,299               |
| 21494000                                  | 52212991       | Other Fringe Benefits           | 159                  |               |                 | 159                 |
| 21494000                                  | 52213081       | Consultant                      | 7,500                |               |                 | 7,500               |
| 21494000                                  | 52214999       | Supplies--Staff Development     | 6,500                |               |                 | 6,500               |
| 21494000                                  | 52215241       | Staff Development               | 15,971               |               |                 | 15,971              |
|   |                | <b>Total 72210</b>              | <b>146,170</b>       | -             | -               | <b>146,170</b>      |
| 21494000                                  | 52713141       | Contracts with Public Carriers  | 500                  |               |                 | 500                 |
|   |                | <b>Total 72710</b>              | <b>500</b>           | -             | -               | <b>500</b>          |
|   |                | <b>Total STEM</b>               | <b>169,827</b>       | -             | -               | <b>169,827</b>      |
| <b>Innovation (Well Rounded)</b>          |                |                                 |                      |               |                 |                     |
| 21495000                                  | 51104291       | Instructional materials         | 27,985               |               |                 | 27,985              |
| 21495000                                  | 51105999       | Charges: Field experiences      | 1,000                |               |                 | 1,000               |
|   |                | <b>Total 71100</b>              | <b>28,985</b>        | -             | -               | <b>28,985</b>       |
| 21495000                                  | 52211899       | Innovation Coordinator (1 FTE)  | 75,100               |               |                 | 75,100              |
| 21495000                                  | 52212011       | Social Security                 | 4,657                |               |                 | 4,657               |
| 21495000                                  | 52212041       | State Retirement                | 7,984                |               |                 | 7,984               |
| 21495000                                  | 52212061       | Life Insurance                  | 65                   |               |                 | 65                  |
| 21495000                                  | 52212071       | Health Insurance                | 9,500                |               |                 | 9,500               |
| 21495000                                  | 52212081       | Dental Insurance                | 345                  |               |                 | 345                 |
| 21495000                                  | 52212101       | Unemployment Compensation       | 180                  |               |                 | 180                 |
| 21495000                                  | 52212121       | Medicare                        | 1,089                |               |                 | 1,089               |
| 21495000                                  | 52212991       | Other Fringe Benefits           | 150                  |               |                 | 150                 |
| 21495000                                  | 52213081       | Consultant                      | 2,500                |               |                 | 2,500               |
| 21495000                                  | 52214999       | Supplies--Staff Development     | 500                  |               |                 | 500                 |
| 21495000                                  | 52215241       | Staff Development               | 30,971               |               |                 | 30,971              |
|   |                | <b>Total 72210</b>              | <b>133,041</b>       | -             | -               | <b>133,041</b>      |
| 21495000                                  | 52713141       | Contracts with Public Carriers  | 2,500                |               |                 | 2,500               |
|   |                | <b>Total 72710</b>              | <b>2,500</b>         | -             | -               | <b>2,500</b>        |
|   |                | <b>Total Innovation</b>         | <b>164,526</b>       | -             | -               | <b>164,526</b>      |
|   |                | <b>TOTAL DISTRICT</b>           | <b>1,032,630</b>     | <b>68,725</b> | <b>(68,677)</b> | <b>1,032,678</b>    |

| ORGANIZATION<br>KEY  | OBJECT<br>CODE | EXPENDITURE<br>DESCRIPTION                      | AMENDED<br>BUDGET |              | AMENDED<br>BUDGET |               |
|--|----------------|---|-------------------|--------------|-------------------|---------------|
|  |                |   | 11/21/2019        | INCREASES    | DECREASES         | 1/16/2020     |
| <b><u>PRIVATE SCHOOLS</u></b>  |                |   |                   |              |                   |               |
| <b><u>Avondale SDA</u></b>   |                |   |                   |              |                   |               |
| 21493505   | 51104291       | Instructional materials                         | 911               |              |                   | 911           |
|  |                | <b>Total 71100</b>                              | <b>911</b>        | <b>-</b>     | <b>-</b>          | <b>911</b>    |
|  |                | <b>TOTAL</b>                                    | <b>911</b>        | <b>-</b>     | <b>-</b>          | <b>911</b>    |
| <b><u>Brainerd Baptist</u></b>                                       |                |   |                   |              |                   |               |
| 21493515   | 51104291       | Instructional materials                         | 4,092             |              | (2)               | 4,090         |
|  |                | <b>Total 71100</b>                              | <b>4,092</b>      | <b>-</b>     | <b>(2)</b>        | <b>4,090</b>  |
|  |                | <b>TOTAL</b>                                    | <b>4,092</b>      | <b>-</b>     | <b>(2)</b>        | <b>4,090</b>  |
| <b><u>Notre Dame</u></b>   |                |   |                   |              |                   |               |
| 21493565   | 51103999       | Contracted Services                             | 11,906            |              | (4)               | 11,902        |
|  |                | <b>Total 71100</b>                              | <b>11,906</b>     | <b>-</b>     | <b>(4)</b>        | <b>11,902</b> |
|  |                | <b>TOTAL</b>                                    | <b>11,906</b>     | <b>-</b>     | <b>(4)</b>        | <b>11,902</b> |
| <b><u>Saint Jude</u></b>   |                |   |                   |              |                   |               |
| 21493585   | 51104291       | Instructional materials                         | 1,000             | 8,515        |                   | 9,515         |
| 21493585   | 51107221       | Instructional Equipment                         | 2,000             |              | (2,000)           | -             |
|  |                | <b>Total 71100</b>                              | <b>3,000</b>      | <b>8,515</b> | <b>(2,000)</b>    | <b>9,515</b>  |
| 21493585   | 52213081       | Consultants                                     | 1,000             |              | (1,000)           | -             |
| 21493585   | 52214999       | Other Materials and Supplies: Staff Development | 418               |              | (418)             | -             |
| 21493585   | 52215241       | Staff Development                               | 6,762             |              | (5,100)           | 1,662         |
|  |                | <b>Total 72210</b>                              | <b>8,180</b>      | <b>-</b>     | <b>(6,518)</b>    | <b>1,662</b>  |
|  |                | <b>TOTAL</b>                                    | <b>11,180</b>     | <b>8,515</b> | <b>(8,518)</b>    | <b>11,177</b> |
| <b><u>Silverdale Baptist</u></b>                                     |                |   |                   |              |                   |               |
| 21493715   | 51105999       | Other charges: field experiences                | -                 | 5,505        |                   | 5,505         |
| 21493715   | 51107221       | Instructional Equipment                         | 7,245             |              | (5,514)           | 1,731         |
|  |                | <b>Total 71100</b>                              | <b>7,245</b>      | <b>5,505</b> | <b>(5,514)</b>    | <b>7,236</b>  |
| 21493715   | 52215241       | Staff Development                               | 11,680            |              |                   | 11,680        |
|  |                | <b>Total 72210</b>                              | <b>11,680</b>     | <b>-</b>     | <b>-</b>          | <b>11,680</b> |
|  |                | <b>TOTAL</b>                                    | <b>18,925</b>     | <b>5,505</b> | <b>(5,514)</b>    | <b>18,916</b> |
| <b><u>Collegedale Academy - Elementary (Spalding Elementary)</u></b> |                |   |                   |              |                   |               |
| 21493765   | 51104291       | Instructional materials                         | 5,143             |              | (3)               | 5,140         |
|  |                | <b>Total 71100</b>                              | <b>5,143</b>      | <b>-</b>     | <b>(3)</b>        | <b>5,140</b>  |
|  |                | <b>TOTAL</b>                                    | <b>5,143</b>      | <b>-</b>     | <b>(3)</b>        | <b>5,140</b>  |
| <b><u>Grace Baptist</u></b>  |                |   |                   |              |                   |               |
| 21493785   | 51104291       | Instructional materials                         | 9,357             |              | (4)               | 9,353         |
|  |                | <b>Total 71100</b>                              | <b>9,357</b>      | <b>-</b>     | <b>(4)</b>        | <b>9,353</b>  |
|  |                | <b>TOTAL</b>                                    | <b>9,357</b>      | <b>-</b>     | <b>(4)</b>        | <b>9,353</b>  |
| <b><u>Annoor Academy</u></b>   |                |   |                   |              |                   |               |
| 21493835   | 51104291       | Instructional materials                         | 1,097             |              |                   | 1,097         |
|  |                | <b>Total 71100</b>                              | <b>1,097</b>      | <b>-</b>     | <b>-</b>          | <b>1,097</b>  |
|  |                | <b>TOTAL</b>                                    | <b>1,097</b>      | <b>-</b>     | <b>-</b>          | <b>1,097</b>  |

| ORGANIZATION<br>KEY                    | OBJECT<br>CODE | EXPENDITURE<br>DESCRIPTION                      | AMENDED BUDGET |               |                 | AMENDED BUDGET |
|--|----------------|---|----------------|---------------|-----------------|----------------|
|  |                |   | 11/21/2019     | INCREASES     | DECREASES       | 1/16/2020      |
| <b>Collegedale Academy</b>             |                |   |                |               |                 |                |
| 21493845                               | 52214999       | Other Materials and Supplies: Staff Development | -              | 6,357         |                 | 6,357          |
| 21493845                               | 52215241       | Staff Development                               | 6,360          |               | (6,360)         | -              |
|  |                | <b>Total 72210</b>                              | <b>6,360</b>   | <b>6,357</b>  | <b>(6,360)</b>  | <b>6,357</b>   |
|  |                | <b>TOTAL</b>                                    | <b>6,360</b>   | <b>6,357</b>  | <b>(6,360)</b>  | <b>6,357</b>   |
| <b>Collegedale Adventist Middle</b>    |                |   |                |               |                 |                |
| 21493865                               | 51104291       | Instructional materials                         | -              | 1,137         |                 | 1,137          |
| 21493865                               | 51107221       | Instructional Equipment                         | 3,219          |               | (1,139)         | 2,080          |
|  |                | <b>Total 71100</b>                              | <b>3,219</b>   | <b>1,137</b>  | <b>(1,139)</b>  | <b>3,217</b>   |
|  |                | <b>TOTAL</b>                                    | <b>3,219</b>   | <b>1,137</b>  | <b>(1,139)</b>  | <b>3,217</b>   |
| <b>Belvoir Christian Academy</b>       |                |   |                |               |                 |                |
| 21493805                               | 51104291       | Instructional materials                         | -              | 3,202         |                 | 3,202          |
| 21493805                               | 51107221       | Instructional Equipment                         | 400            |               | (400)           | -              |
|  |                | <b>Total 71100</b>                              | <b>400</b>     | <b>3,202</b>  | <b>(400)</b>    | <b>3,202</b>   |
| 21493805                               | 52215241       | Staff Development                               | 2,803          |               | (2,803)         | -              |
|  |                | <b>Total 72210</b>                              | <b>2,803</b>   | <b>-</b>      | <b>(2,803)</b>  | <b>-</b>       |
|  |                | <b>TOTAL</b>                                    | <b>3,203</b>   | <b>3,202</b>  | <b>(3,203)</b>  | <b>3,202</b>   |
| <b>Boyd-Buchanan</b>                   |                |   |                |               |                 |                |
| 21493825                               | 51104291       | Instructional materials                         | -              | 18,453        |                 | 18,453         |
| 21493825                               | 51107221       | Instructional Equipment                         | 18,462         |               | (18,462)        | -              |
|  |                | <b>Total 71100</b>                              | <b>18,462</b>  | <b>18,453</b> | <b>(18,462)</b> | <b>18,453</b>  |
|  |                | <b>TOTAL</b>                                    | <b>18,462</b>  | <b>18,453</b> | <b>(18,462)</b> | <b>18,453</b>  |
| <b>Bright School</b>                   |                |   |                |               |                 |                |
| 21493735                               | 51103999       | Other Charges                                   | 4,757          | 3             |                 | 4,760          |
|  |                | <b>Total 71100</b>                              | <b>4,757</b>   | <b>3</b>      | <b>-</b>        | <b>4,760</b>   |
| 21493735                               | 52213081       | Consultant                                      | 305            |               | (6)             | 299            |
|  |                | <b>Total 72210</b>                              | <b>305</b>     | <b>-</b>      | <b>(6)</b>      | <b>299</b>     |
|  |                | <b>TOTAL</b>                                    | <b>5,062</b>   | <b>3</b>      | <b>(6)</b>      | <b>5,059</b>   |
| <b>Hickory Valley Christian School</b> |                |   |                |               |                 |                |
| 21493535                               | 51103999       | Contracted Services                             | 100            |               | (100)           | -              |
| 21493535                               | 51104291       | Instructional materials                         | 100            |               | (100)           | -              |
| 21493535                               | 51105999       | Other Charges: Field Experience                 | 100            |               | (100)           | -              |
| 21493535                               | 51107221       | Instructional Equipment                         | 100            |               | (100)           | -              |
|  |                | <b>Total 71100</b>                              | <b>400</b>     | <b>-</b>      | <b>(400)</b>    | <b>-</b>       |
| 21493535                               | 52213081       | Consultants                                     | 100            | 199           |                 | 299            |
| 21493535                               | 52214999       | Other Materials and Supplies: Staff Development | 100            |               |                 | 100            |
| 21493535                               | 52215241       | Staff Development                               | 852            | 200           |                 | 1,052          |
|  |                | <b>Total 72210</b>                              | <b>1,052</b>   | <b>399</b>    | <b>-</b>        | <b>1,451</b>   |
|  |                | <b>TOTAL</b>                                    | <b>1,452</b>   | <b>399</b>    | <b>(400)</b>    | <b>1,451</b>   |
| <b>OLPH</b>                            |                |   |                |               |                 |                |
| 21493575                               | 51105999       | Charges: Field experiences                      | 2,866          |               | (3)             | 2,863          |
|  |                | <b>Total 71100</b>                              | <b>2,866</b>   | <b>-</b>      | <b>(3)</b>      | <b>2,863</b>   |
| 21493575                               | 52215241       | Staff Development                               | 2,000          |               |                 | 2,000          |
|  |                | <b>Total 72210</b>                              | <b>2,000</b>   | <b>-</b>      | <b>-</b>        | <b>2,000</b>   |
|  |                | <b>TOTAL</b>                                    | <b>4,866</b>   | <b>-</b>      | <b>(3)</b>      | <b>4,863</b>   |
| <b>Skyuka Hall</b>                     |                |   |                |               |                 |                |
| 21493945                               | 52213081       | Consultants                                     | 384            |               | (384)           | -              |
| 21493945                               | 52214999       | Other Materials and Supplies: Staff Development | -              | 383           |                 | 383            |
| 21493945                               | 52215241       | Staff Development                               | 1,500          |               |                 | 1,500          |
|  |                | <b>Total 72210</b>                              | <b>1,884</b>   | <b>383</b>    | <b>(384)</b>    | <b>1,883</b>   |
|  |                | <b>TOTAL</b>                                    | <b>1,884</b>   | <b>383</b>    | <b>(384)</b>    | <b>1,883</b>   |
|  |                | <b>Total Private Schools</b>                    | <b>107,119</b> | <b>43,954</b> | <b>(44,002)</b> | <b>107,071</b> |

| ORGANIZATION<br>KEY   | OBJECT<br>CODE | EXPENDITURE<br>DESCRIPTION                  | AMENDED<br>BUDGET<br>11/21/2019 | INCREASES      | DECREASES        | AMENDED<br>BUDGET<br>1/16/2020 |
|---|----------------|---|---------------------------------|----------------|------------------|--------------------------------|
| <b>CHARTER SCHOOLS</b>  |                |   |                                 |                |                  |                                |
| <b><u>Chattanooga Preparatory School</u></b>                  |                |   |                                 |                |                  |                                |
| 21493935  | 51105999       | Other charges - Field Experience Admissions | 2,670                           |                |                  | 2,670                          |
| <b><u>Chattanooga Girls Leadership Academy</u></b>            |                |   |                                 |                |                  |                                |
| 21495303  | 52215999       | Other Charges - Stipends                    | 6,733                           |                |                  | 6,733                          |
| <b><u>Ivy Academy</u></b>                                     |                |   |                                 |                |                  |                                |
| 21495313  | 51105999       | Other charges - Extended Contracts          | 5,948                           |                |                  | 5,948                          |
| <b><u>Chattanooga Charter School of Excellence</u></b>        |                |   |                                 |                |                  |                                |
| 21495323  | 51104291       | Instructional materials                     | 7,891                           |                |                  | 7,891                          |
| 21495323  | 51107221       | Instructional Equipment                     | 7,500                           |                |                  | 7,500                          |
| <b><u>Chattanooga Charter School of Excellence Middle</u></b> |                |   |                                 |                |                  |                                |
| 21496322  | 51104291       | Instructional materials                     | 4,358                           |                |                  | 4,358                          |
| 21496322  | 51107221       | Instructional Equipment                     | 7,500                           |                |                  | 7,500                          |
| <b>Total Charter Schools</b>                                  |                |   | <b>42,600</b>                   | <b>-</b>       | <b>-</b>         | <b>42,600</b>                  |
| <b>TOTAL GRANT</b>  |                |   | <b>1,182,349</b>                | <b>112,679</b> | <b>(112,679)</b> | <b>1,182,349</b>               |

HAMILTON COUNTY DEPARTMENT OF EDUCATION  
 FEDERAL PROGRAMS  
 21st CENTURY COMMUNITY LEARNING CENTERS COHORT 2019 (Year 1)  
 BUDGET FISCAL YEAR 2019-2020

SOURCE OF FUNDS SUMMARY

| ORGANIZATION<br>KEY | OBJECT<br>CODE | DESCRIPTION           | FY2020<br>BUDGET |                     | BUDGET<br>AMENDMENT |
|---------------------|----------------|-----------------------|------------------|---------------------|---------------------|
|                     |                |                       | 9/19/2019        | INCREASE (DECREASE) | 1/16/2020           |
| 21810000            | 41427147       | Federal Through State | 653,154          |                     | 653,154             |

USE OF FUNDS SUMMARY

|  |       |                    |                |               |                 |                |
|--|-------|--------------------|----------------|---------------|-----------------|----------------|
|  | 73300 | Community Services | 639,309        | 44,914        | (45,010)        | 639,213        |
|  | 99100 | Indirect Cost      | 13,845         | 391           | (295)           | 13,941         |
|  |       | <b>Total Award</b> | <b>653,154</b> | <b>45,305</b> | <b>(45,305)</b> | <b>653,154</b> |

| ORGANIZATION<br>KEY                   | OBJECT<br>CODE | DESCRIPTION                                 | FY2020<br>BUDGET |                     | BUDGET<br>AMENDMENT |
|---------------------------------------|----------------|---|------------------|---------------------|---------------------|
|                                       |                |   | 9/19/2019        | INCREASE (DECREASE) | 1/16/2020           |
| <b>Chattanooga Preparatory School</b> |                |   |                  |                     |                     |
| 21813935                              | 53303999       | Contracted Services                         | 14,015           | 6,267               | 20,282              |
| 21813935                              | 53304291       | Instructional Supplies & Materials          | -                | 11,419              | 11,419              |
| 21813935                              | 53305241       | In Service/Staff Development                | 2,200            |                     | (800)               |
| 21813935                              | 53305999       | Other Charges - Salaries & Benefits         | 67,365           |                     | (16,722)            |
|                                       |                | <b>Total 73300 - Community Services</b>     | <b>83,580</b>    | <b>17,686</b>       | <b>(17,522)</b>     |
| 21813935                              | 59005901       | Indirect Costs                              | 1,871            |                     | (164)               |
|                                       |                | <b>Total 99100 - Indirect Cost</b>          | <b>1,871</b>     | <b>-</b>            | <b>(164)</b>        |
|                                       |                | <b>Total Chattanooga Preparatory School</b> | <b>85,451</b>    | <b>17,686</b>       | <b>(17,686)</b>     |

Tyner Academy

|          |          |   |                |          |          |
|----------|----------|---|----------------|----------|----------|
| 21815163 | 53301161 | Teacher                                 | 84,405         |          | 84,405   |
| 21815163 | 53302011 | Social Security                         | 5,233          |          | 5,233    |
| 21815163 | 53302041 | State Retirement                        | 8,973          |          | 8,973    |
| 21815163 | 53302121 | Medicare                                | 1,224          |          | 1,224    |
| 21815163 | 53303551 | Travel                                  | 138            |          | 138      |
| 21815163 | 53303999 | Contracted Services                     | 23,638         |          | 23,638   |
| 21815163 | 53304999 | Other Supplies                          | 3,935          |          | 3,935    |
| 21815163 | 53305241 | In Service/Staff Development            | 1,180          |          | 1,180    |
| 21815163 | 53305999 | Other Charges                           | 1,574          |          | 1,574    |
|          |          | <b>Total 73300 - Community Services</b> | <b>130,300</b> | <b>-</b> | <b>-</b> |
| 21815163 | 59005901 | Indirect Costs                          | 2,869          |          | 2,869    |
|          |          | <b>Total 99100 - Indirect Cost</b>      | <b>2,869</b>   | <b>-</b> | <b>-</b> |
|          |          | <b>Total Tyner Academy</b>              | <b>133,169</b> | <b>-</b> | <b>-</b> |

Chattanooga Girls Leadership Academy

|          |          |  |                |              |                |
|----------|----------|--|----------------|--------------|----------------|
| 21815303 | 53303999 | Contracted Services                            | 30,074         | 4,025        | 34,099         |
| 21815303 | 53304291 | Instructional Supplies & Materials             | 1,000          |              | 1,000          |
| 21815303 | 53305241 | In Service/Staff Development                   | 2,200          |              | 2,200          |
| 21815303 | 53305999 | Other Charges - Salaries & Benefits            | 74,885         |              | (3,920)        |
|          |          | <b>Total 73300 - Community Services</b>        | <b>108,159</b> | <b>4,025</b> | <b>(3,920)</b> |
| 21815303 | 59005901 | Indirect Costs                                 | 2,100          |              | (105)          |
|          |          | <b>Total 99100 - Indirect Cost</b>             | <b>2,100</b>   | <b>-</b>     | <b>(105)</b>   |
|          |          | <b>Total Chattanooga Girls Leadership Acad</b> | <b>110,259</b> | <b>4,025</b> | <b>(4,025)</b> |

**East Lake Academy**

|   |          |                                    |               |              |                |               |
|---|----------|------------------------------------|---------------|--------------|----------------|---------------|
| 21816142                                | 53301161 | Teacher                            | 34,993        |              | (7,000)        | 27,993        |
| 21816142                                | 53301899 | Other Salaries                     | 9,338         | 5,958        |                | 15,296        |
| 21816142                                | 53302011 | Social Security                    | 2,749         |              | (65)           | 2,684         |
| 21816142                                | 53302041 | State Retirement                   | 5,119         | 148          |                | 5,267         |
| 21816142                                | 53302121 | Medicare                           | 643           |              | (15)           | 628           |
| 21816142                                | 53303999 | Contracted Services                | 15,177        | 1,000        |                | 16,177        |
| 21816142                                | 53304291 | Instructional Supplies & Materials | 3,325         |              |                | 3,325         |
| 21816142                                | 53304999 | Other Supplies                     | 1,000         |              |                | 1,000         |
| 21816142                                | 53305241 | In Service/Staff Development       | 375           |              |                | 375           |
| 21816142                                | 53305999 | Other Charges                      | 1,932         |              |                | 1,932         |
| <b>Total 73300 - Community Services</b> |          |                                    | <b>74,651</b> | <b>7,106</b> | <b>(7,080)</b> | <b>74,677</b> |
| 21816142                                | 59005901 | Indirect Costs                     | 1,600         |              | (26)           | 1,574         |
| <b>Total 99100 - Indirect Cost</b>      |          |                                    | <b>1,600</b>  | <b>-</b>     | <b>(26)</b>    | <b>1,574</b>  |
| <b>Total East Lake Academy</b>          |          |                                    | <b>76,251</b> | <b>7,106</b> | <b>(7,106)</b> | <b>76,251</b> |

**East Ridge Elementary**

|   |          |                              |                |          |          |                |
|---|----------|------------------------------|----------------|----------|----------|----------------|
| 21817071                                | 53301161 | Teacher                      | 90,490         |          |          | 90,490         |
| 21817071                                | 53301899 | Other Salaries               | 11,579         |          |          | 11,579         |
| 21817071                                | 53302011 | Social Security              | 6,328          |          |          | 6,328          |
| 21817071                                | 53302041 | State Retirement             | 11,354         |          |          | 11,354         |
| 21817071                                | 53302121 | Medicare                     | 1,480          |          |          | 1,480          |
| 21817071                                | 53303551 | Travel                       | 138            |          |          | 138            |
| 21817071                                | 53303999 | Contracted Services          | 13,252         |          |          | 13,252         |
| 21817071                                | 53304999 | Other Supplies               | 3,939          |          |          | 3,939          |
| 21817071                                | 53305241 | In Service/Staff Development | 1,182          |          |          | 1,182          |
| 21817071                                | 53305999 | Other Charges                | 1,575          |          |          | 1,575          |
| <b>Total 73300 - Community Services</b> |          |                              | <b>141,317</b> | <b>-</b> | <b>-</b> | <b>141,317</b> |
| 21817071                                | 59005901 | Indirect Costs               | 3,445          |          |          | 3,445          |
| <b>Total 99100 - Indirect Cost</b>      |          |                              | <b>3,445</b>   | <b>-</b> | <b>-</b> | <b>3,445</b>   |
| <b>Total East Ridge Elementary</b>      |          |                              | <b>144,762</b> | <b>-</b> | <b>-</b> | <b>144,762</b> |

**Bess T. Shepherd Elementary**

|  |          |                              |                |               |                 |                |
|--|----------|------------------------------|----------------|---------------|-----------------|----------------|
| 21817491                                 | 53301161 | Teacher                      | 49,600         | 7,857         |                 | 57,457         |
| 21817491                                 | 53301899 | Other Salaries               | 4,800          |               |                 | 4,800          |
| 21817491                                 | 53302011 | Social Security              | 3,373          | 486           |                 | 3,859          |
| 21817491                                 | 53302041 | State Retirement             | 5,991          | 835           |                 | 6,826          |
| 21817491                                 | 53302121 | Medicare                     | 789            | 114           |                 | 903            |
| 21817491                                 | 53303999 | Contracted Services          | 28,623         |               | (15,108)        | 13,515         |
| 21817491                                 | 53304999 | Other Supplies               | 4,944          | 6,805         |                 | 11,749         |
| 21817491                                 | 53305241 | In Service/Staff Development | 1,500          |               | (1,380)         | 120            |
| 21817491                                 | 53305999 | Other Charges                | 1,682          |               |                 | 1,682          |
| <b>Total 73300 - Community Services</b>  |          |                              | <b>101,302</b> | <b>16,097</b> | <b>(16,488)</b> | <b>100,911</b> |
| 21817491                                 | 59005901 | Indirect Costs               | 1,960          | 391           |                 | 2,351          |
| <b>Total 99100 - Indirect Cost</b>       |          |                              | <b>1,960</b>   | <b>391</b>    | <b>-</b>        | <b>2,351</b>   |
| <b>Total Bess T. Shepherd Elementary</b> |          |                              | <b>103,262</b> | <b>16,488</b> | <b>(16,488)</b> | <b>103,262</b> |
| <b>TOTAL BUDGET</b>                      |          |                              | <b>653,154</b> | <b>45,305</b> | <b>(45,305)</b> | <b>653,154</b> |



**HAMILTON COUNTY DEPT OF EDUCATION  
STATE PROGRAMS  
COMPETITIVE PRIORITY SCHOOL STATE GRANT  
BUDGET FISCAL YEAR 2019-2020**

FY2019-20 Budget \$963,339.

|          |          |                               |         |         |
|----------|----------|-------------------------------|---------|---------|
| 12040000 | 41416590 | OTHER STATE EDUCATION REVENUE | 963,339 | 963,339 |
|----------|----------|-------------------------------|---------|---------|

**USE OF FUNDS**

|                             |                |                |                  |                |
|-----------------------------|----------------|----------------|------------------|----------------|
| 71100 Regular Instruction   | 372,914        | 67,763         | (14,147)         | 426,530        |
| 72130 Other Student Support | 398,729        | 9,961          | (49,387)         | 359,303        |
| 72210 Instructional Support | 151,491        | 22,792         | (36,005)         | 138,278        |
| 72710 Transportation        | 16,770         | -              | -                | 16,770         |
| 99100 Indirect Cost         | 23,435         | -              | (977)            | 22,458         |
| <b>Total Use of Funds</b>   | <b>963,339</b> | <b>100,516</b> | <b>(100,516)</b> | <b>963,339</b> |

| ORGANIZATION<br>KEY      | OBJECT<br>CODE | EXPENDITURE DESCRIPTION                              | FY2020<br>BUDGET<br>9/19/2019 | INCREASE (DECREASE) | AMENDED<br>BUDGET<br>1/16/2020 |                |
|--------------------------|----------------|--|-------------------------------|---------------------|--------------------------------|----------------|
| <b>The Howard School</b> |                |  |                               |                     |                                |                |
| 12045143                 | 51101161       | Certified Bi-Lingual ESL Instructor (1)              | 48,651                        |                     | 48,651                         |                |
| 12045143                 | 51101161       | Certified Lead Instructor Project Rise (211 day) (1) | 50,566                        | (766)               | 49,800                         |                |
| 12045143                 | 51101166       | 1 part-time interventionist (ESL)                    | 15,930                        |                     | 15,930                         |                |
| 12045143                 | 51101166       | 2 part time Interventionist                          | 31,860                        | (7,572)             | 24,288                         |                |
| 12045143                 | 51101631       | Educational Assistant                                | -                             | 11,000              | 11,000                         |                |
| 12045143                 | 51101409       | Extended Contracts                                   | -                             | 21,600              | 21,600                         |                |
| 12045143                 | 51102011       | Social Security                                      | 9,114                         | 1,481               | 10,595                         |                |
| 12045143                 | 51102041       | Retirement   | 10,545                        | 1,162               | 11,707                         |                |
| 12045143                 | 51102061       | Life Insurance                                       | 130                           | (16)                | 114                            |                |
| 12045143                 | 51102071       | Health Insurance                                     | 19,000                        | (2,375)             | 16,625                         |                |
| 12045143                 | 51102081       | Dental Insurance                                     | 690                           | (86)                | 604                            |                |
| 12045143                 | 51102101       | Unemployment Compensation                            | 360                           | (45)                | 315                            |                |
| 12045143                 | 51102121       | Medicare   | 2,132                         | 346                 | 2,478                          |                |
| 12045143                 | 51102991       | Other Fringes  | 198                           | (76)                | 122                            |                |
| 12045143                 | 51104291       | Instructional Supplies                               | -                             |                     | -                              |                |
|                          |                | <b>Total 71100--Regular Instruction</b>              | <b>189,176</b>                | <b>35,589</b>       | <b>(10,936)</b>                | <b>213,829</b> |
| 12045143                 | 51231231       | Bi-Lingual Counselor (1)                             | 42,970                        |                     | 42,970                         |                |
| 12045143                 | 52131899       | Behavior Management Specialist (1)                   | 30,118                        | (7,318)             | 22,800                         |                |
| 12045143                 | 52131899       | College and Career Advisor (1)                       | 32,566                        | (4,566)             | 28,000                         |                |
| 12045143                 | 52132011       | Social Security                                      | 6,551                         | (737)               | 5,814                          |                |
| 12045143                 | 52132041       | Retirement   | 13,782                        | (1,747)             | 12,035                         |                |
| 12045143                 | 52132061       | Life Insurance                                       | 195                           | (65)                | 130                            |                |
| 12045143                 | 52132071       | Medical Insurance                                    | 28,500                        | (9,500)             | 19,000                         |                |
| 12045143                 | 52132081       | Dental Insurance                                     | 1,035                         | (345)               | 690                            |                |
| 12045143                 | 52132101       | Unemployment Comp.                                   | 540                           | (180)               | 360                            |                |
| 12045143                 | 52132121       | Medicare   | 1,532                         | (172)               | 1,360                          |                |
| 12045143                 | 52132991       | Other Fringes  | 211                           | (23)                | 188                            |                |
|                          |                | <b>Total 72130--Other Student Support</b>            | <b>158,000</b>                | <b>-</b>            | <b>(24,653)</b>                | <b>133,347</b> |
| 12045143                 | 59005901       | Indirect Costs                                       | 8,351                         |                     | 8,351                          |                |
|                          |                | <b>Total 99100</b>                                   | <b>8,351</b>                  | <b>-</b>            | <b>-</b>                       | <b>8,351</b>   |
|                          |                | <b>Total School</b>                                  | <b>355,527</b>                | <b>35,589</b>       | <b>(35,589)</b>                | <b>355,527</b> |

**Orchard Knob Middle**

|          |          |   |                |          |                |                |
|----------|----------|---|----------------|----------|----------------|----------------|
| 12046162 | 51101161 | Certified Teacher (Middle Grades)       | 54,997         | (3,211)  | 51,786         |                |
| 12046162 | 51101409 | Extended Contracts                      | 5,000          |          | 5,000          |                |
| 12046162 | 51101631 | Educational Assistant (2)               | 39,021         |          | 39,021         |                |
| 12046162 | 51102011 | Social Security                         | 6,139          |          | 6,139          |                |
| 12046162 | 51102041 | Retirement                              | 11,582         |          | 11,582         |                |
| 12046162 | 51102061 | Life Insurance                          | 195            |          | 195            |                |
| 12046162 | 51102071 | Health Insurance                        | 28,500         |          | 28,500         |                |
| 12046162 | 51102081 | Dental Insurance                        | 1,035          |          | 1,035          |                |
| 12046162 | 51102101 | Unemployment Compensation               | 540            |          | 540            |                |
| 12046162 | 51102121 | Medicare                                | 1,436          |          | 1,436          |                |
| 12046162 | 51102991 | Other Fringes                           | 188            |          | 188            |                |
| 12046162 | 51103999 | Contracted Services                     | 9,654          |          | 9,654          |                |
| 12046162 | 51104291 | Instructional Supplies                  | 16,107         |          | 16,107         |                |
| 12046162 | 51105999 | Other Charges - Field Experiences       | 8,240          |          | 8,240          |                |
|          |          | <b>Total 71100--Regular Instruction</b> | <b>182,634</b> | <b>-</b> | <b>(3,211)</b> | <b>179,423</b> |

| ORGANIZATION<br>KEY        | OBJECT<br>CODE | EXPENDITURE DESCRIPTION                   | FY2020              | INCREASE (DECREASE) |                     | AMENDED        |
|----------------------------|----------------|---|---------------------|---------------------|---------------------|----------------|
|                            |                |   | BUDGET<br>9/19/2019 |                     | BUDGET<br>1/16/2020 |                |
| 12046162                   | 52131899       | Behavior Management Specialist (3)        | 70,030              | 1,770               |                     | 71,800         |
| 12046162                   | 52132011       | Social Security                           | 4,342               | 1,151               |                     | 5,493          |
| 12046162                   | 52132041       | Retirement                                | 10,293              | 261                 |                     | 10,554         |
| 12046162                   | 52132061       | Life Insurance                            | 130                 |                     |                     | 130            |
| 12046162                   | 52132071       | Medical Insurance                         | 19,000              |                     |                     | 19,000         |
| 12046162                   | 52132081       | Dental Insurance                          | 690                 |                     |                     | 690            |
| 12046162                   | 52132101       | Unemployment Comp.                        | 360                 |                     |                     | 360            |
| 12046162                   | 52132121       | Medicare                                  | 1,015               | 26                  |                     | 1,041          |
| 12046162                   | 52132991       | Other Fringes                             | 140                 | 3                   |                     | 143            |
| 12046162                   | 52135241       | Staff Development                         | 6,120               |                     |                     | 6,120          |
|                            |                | <b>Total 72130--Other Student Support</b> | <b>112,120</b>      | <b>3,211</b>        | <b>-</b>            | <b>115,331</b> |
| 12046162                   | 52211961       | Stipends                                  | 25,000              |                     |                     | 25,000         |
| 12046162                   | 52212011       | Social Security                           | 1,550               |                     |                     | 1,550          |
| 12046162                   | 52212041       | Retirement                                | 2,657               |                     |                     | 2,657          |
| 12046162                   | 52212121       | Medicare                                  | 363                 |                     |                     | 363            |
|                            |                | <b>Total 72210--Instructional Support</b> | <b>29,570</b>       | <b>-</b>            | <b>-</b>            | <b>29,570</b>  |
| 12046162                   | 527103141      | Contracts with Public Carriers            | 16,770              |                     |                     | 16,770         |
|                            |                | <b>Total 72710 -- Transportation</b>      | <b>16,770</b>       | <b>-</b>            | <b>-</b>            | <b>16,770</b>  |
| 12046162                   | 59005901       | Indirect Costs                            | 8,359               |                     |                     | 8,359          |
|                            |                | <b>Total 99100</b>                        | <b>8,359</b>        | <b>-</b>            | <b>-</b>            | <b>8,359</b>   |
|                            |                | <b>Total School</b>                       | <b>349,453</b>      | <b>3,211</b>        | <b>(3,211)</b>      | <b>349,453</b> |
| <b>Woodmore Elementary</b> |                |   |                     |                     |                     |                |
| 12047501                   | 51101981       | Substitutes                               | 1,026               |                     |                     | 1,026          |
| 12047501                   | 51102011       | Social Security                           | 63                  |                     |                     | 63             |
| 12047501                   | 51102121       | Medicare                                  | 15                  |                     |                     | 15             |
| 12047501                   | 51103999       | Contracted Services                       | -                   | 3,609               |                     | 3,609          |
| 12047501                   | 51107221       | Instruction Equipment                     | -                   | 28,565              |                     | 28,565         |
|                            |                | <b>Total 71100--Regular Instruction</b>   | <b>1,104</b>        | <b>32,174</b>       | <b>-</b>            | <b>33,278</b>  |
| 12047501                   | 52131899       | Behavior Management Specialist (1)        | 35,156              |                     | (5,456)             | 29,700         |
| 12047501                   | 52131899       | Community Schools Specialist (1)          | 31,382              |                     | (9,374)             | 22,008         |
| 12047501                   | 52132011       | Social Security                           | 4,125               |                     | (920)               | 3,205          |
| 12047501                   | 52132041       | Retirement                                | 9,781               |                     | (2,431)             | 7,350          |
| 12047501                   | 52132061       | Life Insurance                            | 130                 |                     | (41)                | 89             |
| 12047501                   | 52132071       | Medical Insurance                         | 19,000              |                     | (5,937)             | 13,063         |
| 12047501                   | 52132081       | Dental Insurance                          | 690                 |                     | (215)               | 475            |
| 12047501                   | 52132101       | Unemployment Comp.                        | 360                 |                     | (112)               | 248            |
| 12047501                   | 52132121       | Medicare                                  | 965                 |                     | (215)               | 750            |
| 12047501                   | 52132991       | Other Fringes                             | 133                 |                     | (33)                | 100            |
| 12047501                   | 52133081       | Consultant                                | 26,887              | 6,750               |                     | 33,637         |
|                            |                | <b>Total 72130--Other Student Support</b> | <b>128,609</b>      | <b>6,750</b>        | <b>(24,734)</b>     | <b>110,625</b> |
| 12047501                   | 52211899       | Academic Coach - Literacy (1)             | 64,675              |                     | (27,175)            | 37,500         |
| 12047501                   | 52212011       | Social Security                           | 4,010               |                     | (1,685)             | 2,325          |
| 12047501                   | 52212041       | Retirement                                | 6,875               |                     | (2,889)             | 3,986          |
| 12047501                   | 52212061       | Life Insurance                            | 65                  |                     | (24)                | 41             |
| 12047501                   | 52212071       | Health Insurance                          | 9,500               |                     | (3,562)             | 5,938          |
| 12047501                   | 52212081       | Dental Insurance                          | 345                 |                     | (129)               | 216            |
| 12047501                   | 52212101       | Unemployment Compensation                 | 180                 |                     | (67)                | 113            |
| 12047501                   | 52212121       | Medicare                                  | 938                 |                     | (417)               | 521            |
| 12047501                   | 52212991       | Other Fringe Benefits                     | 129                 |                     | (57)                | 72             |
| 12047501                   | 52213081       | Consultant                                | -                   | 13,300              |                     | 13,300         |
| 12047501                   | 52215241       | Staff Development                         | 35,204              | 9,492               |                     | 44,696         |
|                            |                | <b>Total 72210--Instructional Support</b> | <b>121,921</b>      | <b>22,792</b>       | <b>(36,005)</b>     | <b>108,708</b> |
| 12047501                   | 59005901       | Indirect Costs                            | 6,725               |                     | (977)               | 5,748          |
|                            |                | <b>Total 99100</b>                        | <b>6,725</b>        | <b>-</b>            | <b>(977)</b>        | <b>5,748</b>   |
|                            |                | <b>Total School</b>                       | <b>258,359</b>      | <b>61,716</b>       | <b>(61,716)</b>     | <b>258,359</b> |
|                            |                | <b>TOTAL GRANT</b>                        | <b>963,339</b>      | <b>100,516</b>      | <b>(100,516)</b>    | <b>963,339</b> |

**HAMILTON COUNTY DEPARTMENT OF EDUCATION  
 SELF-FUNDED PROGRAMS  
 CREATIVE CHANGE FOR ART  
 BUDGET FISCAL YEAR 2019-2020**

**SOURCE OF FUNDS**

| ORGANIZATION<br>KEY | OBJECT<br>CODE | DESCRIPTION              | FY2020<br>BUDGET |                     | AMENDED             |
|---------------------|----------------|--------------------------|------------------|---------------------|---------------------|
|                     |                |                          | 10/17/2019       | INCREASE (DECREASE) | BUDGET<br>1/16/2020 |
| 10000000            | 30004555       | Restricted for Education | 1,000            |                     | 1,000               |
| 34090000            | 41434570       | Contributions & Gifts    | 2,136            | 1,290               | 3,426               |
|                     |                |                          | 3,136            | 1,290               | - 4,426             |

**USE OF FUNDS**

| ORGANIZATION<br>KEY | OBJECT<br>CODE | DESCRIPTION                       | FY2020<br>BUDGET |                     | AMENDED             |
|---------------------|----------------|-----------------------------------|------------------|---------------------|---------------------|
|                     |                |                                   | 10/17/2019       | INCREASE (DECREASE) | BUDGET<br>1/16/2020 |
| 34090000            | 51104999       | Supplies & Materials              | 3,136            | 1,290               | 4,426               |
|                     |                | Total 77110 - Regular Instruction | 3,136            | 1,290               | - 4,426             |

Note: The FY19 carryover balance is \$1,000 as of June 30, 2019.

**HAMILTON COUNTY DEPARTMENT OF EDUCATION  
 SELF-FUNDED PROGRAMS  
 LEADERSHIP HAMILTON COUNTY SCHOOLS  
 BUDGET FISCAL YEAR 2019-2020**

**SOURCE OF FUNDS**

| ORGANIZATION<br>KEY | OBJECT<br>CODE | DESCRIPTION             | FY2020<br>BUDGET |                     | AMENDED<br>BUDGET |
|---------------------|----------------|-------------------------|------------------|---------------------|-------------------|
|                     |                |                         | 10/17/2019       | INCREASE (DECREASE) | 1/16/2020         |
| 34130000            | 41434570       | Contributions and Gifts | 1,800            | 600                 | 2,400             |

**USE OF FUNDS**

| ORGANIZATION<br>KEY | OBJECT<br>CODE | DESCRIPTION                                     | FY2020<br>BUDGET |                     | AMENDED<br>BUDGET |
|---------------------|----------------|---|------------------|---------------------|-------------------|
|                     |                |   | 10/17/2019       | INCREASE (DECREASE) | 1/16/2020         |
| 34130000            | 52325999       | Other Charges                                   | 1,800            | 600                 | 2,400             |
|                     |                | Total 72320 - Office of the Director of Schools | 1,800            | 600                 | - 2,400           |

**HAMILTON COUNTY DEPARTMENT OF EDUCATION  
 SELF-FUNDED PROGRAM  
 E RATE TECHNOLOGY  
 BUDGET FISCAL YEAR 2019-2020**

**SOURCE OF FUNDS**

| <b>ORGANIZATION<br/>KEY</b> | <b>OBJECT<br/>CODE</b> | <b>DESCRIPTION</b>       | <b>FY2020<br/>BUDGET<br/>1/16/2020</b> |
|-----------------------------|------------------------|--------------------------|--|
| 10000000                    | 30004555               | Restricted for Education | 46,163                                 |
| 34530000                    | 41434146               | eRate Funding            | 988,850                                |
|                             |                        |                          | <u>1,035,013</u>                       |

**USE OF FUNDS**

| <b>ORGANIZATION<br/>KEY</b> | <b>OBJECT<br/>CODE</b> | <b>DESCRIPTION</b>                     | <b>FY2020<br/>BUDGET<br/>1/16/2019</b> |
|-----------------------------|------------------------|--|--|
| 34530000                    | 51107221               | Equipment - Regular Instruction        | 1,035,013                              |
|                             |                        | <b>Total 71110 Regular Instruction</b> | <u><b>1,035,013</b></u>                |

Note: The actual carryforward balance as of 6/30/19 is \$46,162.57.

4. Ministerial Revisions to Lease Agreements with City of Chattanooga for Head Start Programs

E. Chief of Staff - Dr. Nakia Towns Edwards

1. Board Policy - Second and Final Reading

a. Board Policy 6.3021 - Student Disciplinary Procedures

**HAMILTON COUNTY DEPARTMENT OF EDUCATION  
3074 HICKORY VALLEY ROAD  
CHATTANOOGA, TENNESSEE 37421**

**MEMORANDUM**

**TO:** Hamilton County Board of Education

Dr. Bryan Johnson  
Superintendent

**FROM:** Dr. Nakia Towns Edwards  
Chief of Staff

**DATE:** January 16, 2020

**RE:** Second Reading  
Proposed Policy Revisions

Based on administration review of policy related to Students, the following recommendation have been made, please see attached proposed new policy as outlined below.

| <b>No.</b> | <b>Policy #</b> | <b>Policy Title</b>             | <b>Proposed Revisions</b>   |
|------------|-----------------|---------------------------------|---|
| 1.         | 6.3021          | Student Disciplinary Procedures | New policy to create uniformity across the district and address specific issues that agrees with the updated version of our Student Code of Acceptable Behavior and Discipline. |

These revisions are presented for Board approval via a second and final reading at the January regular session.

# Hamilton County Board of Education

|   |  |                            |                          |
|---|--|----------------------------|--------------------------|
| Monitoring:<br>Review: Annually<br>in May | Descriptor Term:<br><b>Student Disciplinary Procedures</b> | Descriptor Code:<br>6.3021 | Issued Date:<br>01/16/20 |
|   |  | Rescinded:                 | Revised:                 |

1 Any administrator may suspend any student from school, from any school-related activity on or off  
2 campus, from a specific class or classes (i.e., in-school suspension), or from riding a school bus for any  
3 misconduct prejudicial to good order and discipline, including, but not limited to, any misconduct  
4 described more particularly in the Board's Code of Acceptable Behavior and Discipline or Zero  
5 Tolerance policies, or any misconduct that violates the law.<sup>1</sup>

## 6 **PROCEDURES FOR SUSPENSIONS<sup>2</sup>**

7  
8  
9 Unless the student's continued presence in the school, class or school-related activity presents an  
10 immediate danger to the student or other persons or property, no principal shall suspend any student  
11 until that student has been advised of the nature of his/her misconduct, questioned about it, and  
12 allowed to give an explanation.

13  
14 Upon suspension of any student, including an in-school suspension in excess of one (1) day, the  
15 principal shall make an immediate attempt to contact the parent or guardian to inform him or her of the  
16 suspension, the reason for the suspension, and any conditions on readmission to the school. Within  
17 twenty-four (24) hours, the principal shall provide this same information in writing to the Chief  
18 Operations Officer (COO) or designee.

19  
20 The student shall not be sent home before the end of the school day unless the parent or guardian has  
21 been contacted.

## 22 **SUSPENSIONS IN EXCESS OF FIVE (5) DAYS:<sup>3</sup>**

23  
24  
25 For any suspension in excess of five (5) days, whether in-school or out-of-school, the principal shall  
26 develop a behavioral intervention plan. If the student is one with a disability, the principal shall notify  
27 the case manager and collaborate with the student's IEP team or Section 504 committee.

## 28 **SUSPENSIONS IN EXCESS OF TEN (10) DAYS:<sup>4</sup>**

29  
30  
31 If at the time of the suspension the principal determines that an offense has been committed which, in  
32 the judgment of the principal, would justify a suspension for more than ten (10) days, he/she may  
33 suspend the student unconditionally for a specified period of time or upon such terms and conditions as  
34 are deemed reasonable.

35  
36 The principal shall immediately give written or actual notice to the parent or guardian and the student  
37 of the right to appeal the decision to suspend for more than ten (10) days. All appeals must be filed,  
38 orally or in writing, within five (5) days after receipt of the notice and may be filed by the parent or  
39 guardian, the student, or any person holding a teaching license who is employed by the school system

---

1 if requested by the student. The appeal from this decision shall be to the Disciplinary Hearing  
2 Authority per Board Policy No. 6.3022.

3  
4 If the suspension occurs during the last ten (10) days of any term or semester, the student shall be  
5 permitted to take such final examinations or submit such required work as necessary to complete the  
6 course of instruction for that semester, subject to conditions prescribed by the principal.<sup>5</sup>

7  
8 Students found to be eligible for special education shall only be suspended in accordance the Board  
9 Policy No. 6.3023 governing such suspensions.

## 10 **IN-SCHOOL SUSPENSIONS<sup>6</sup>**

11  
12  
13 For purposes of this Policy, in-school suspensions include any removal of a student from a regular  
14 class or classes and assigning that student to a restricted class, night school, or some other program at  
15 the same school.

16  
17 Students given an in-school suspension in excess of one (1) day shall attend either special classes  
18 attended only by students being disciplined for misconduct or be placed in an isolated area appropriate  
19 for study.

20  
21 Personnel responsible for in-school suspension will see that each student is supervised at all times and  
22 has textbooks and classwork assignments from his/her regular teachers. Students given in-school  
23 suspension shall be required to complete academic assignments and shall receive credit for work  
24 completed.

## 25 26 27 28 29 30 31 32 33 34 35 36 37 38 39 40 41 **Legal References:**

---

<sup>1</sup> T.C.A. § 49-6-3401(a) and (b)

<sup>2</sup> T.C.A. § 49-6-3401(c)

<sup>3</sup> T.C.A. § 49-6-3401(c)(3)

<sup>4</sup> T.C.A. § 49-6-3401(c)(4)

<sup>5</sup> T.C.A. § 49-6-3401(d)

<sup>6</sup> T.C.A. § 49-6-3401(b)

F. Chief Operating Officer - Dr. Justin Robertson - New Positions - Student Security Officers



**Hamilton County Department of Education**  
**Operations Office**  
**3074 Hickory Valley Rd**  
**Chattanooga, TN 37421**  
**(423) 498-7023**

**MEMORANDUM**

**TO:** Hamilton County Board of Education  
Dr. Bryan Johnson, Superintendent

**FROM:** Chief Operating Officer  
Dr. Justin Robertson

**DATE:** January 16, 2020

**RE:** Student Security Officers – New Positions

This is a request for approval to pilot the use of Student Security Officers in schools that are not staffed with a School Resource Officer. For the remainder of the 2019-2020 school year, up to 10 Student Security Officers would be hired to fill the void of SRO's. The job description and qualifications for individuals filling this role is attached.

Dr. Jim Corbin, Student Security Coordinator, will be responsible for training and coordinating the efforts of the Student Security Officers. The officers will work alongside school administrators at the direction of the SSC.

The positions will be created and funded by using unfilled SRO positions.

Thank you for your consideration of this request.



## Hamilton County Department of Education Job Description

|  |                          |                     |                          |
|--|--------------------------|---------------------|--------------------------|
| <b>Job Title:</b>  | Student Security Officer | <b>FLSA Status:</b> | Non-Exempt               |
| <b>Job Code and Grade:</b>   |                          | <b>Reports To:</b>  | Chief Operations Officer |
| <b>Purpose of Job</b>  |                          |                     |                          |
| To work alongside the Student Safety Coordinator and school level administrators to provide a safe and secure campus.  |                          |                     |                          |
| <b>Primary Job Duties and Responsibilities</b>   |                          |                     |                          |
| <ul style="list-style-type: none"> <li>• Patrol the assigned campus both inside the buildings and the perimeter.</li> <li>• Be highly visible on campus with a focus on before and after school and at lunch.</li> <li>• Maintain external security of the buildings.</li> <li>• Make recommendations to correct identified security issues on campus.</li> <li>• Observe arrival and departure of students.</li> <li>• Ensure that no unauthorized individuals gain access to the campus.</li> <li>• Work with the staff to intervene in situations that can cause disruptions of the learning environment.</li> <li>• Monitors video surveillance at the school.</li> <li>• Becomes a part of the school threat assessment team.</li> <li>• Be available when parents are on campus to prevent disruptions.</li> <li>• Develops and fosters communication with the patrolling law enforcement agency that serves their school.</li> <li>• Communicates regularly with the site administration as well as the direct supervisor.</li> <li>• Is available to interact with parents in an educational setting.</li> <li>• Completes other assigned duties.</li> </ul> |                          |                     |                          |
| <b>Duties that should not be included</b>  |                          |                     |                          |
| <ul style="list-style-type: none"> <li>• Being used as a part of administrative discipline that does not involve criminal activity.</li> <li>• Reoccurring assigned duty posts at the school.</li> <li>• Monitoring in school suspensions.</li> <li>• Transporting students at any time.</li> </ul>  |                          |                     |                          |
| <b>Knowledge, Skills, and Abilities</b>  |                          |                     |                          |
| <ul style="list-style-type: none"> <li>• Ability to communicate verbally and in writing.</li> <li>• Use of basic computer skills.</li> </ul>   |                          |                     |                          |



## **Hamilton County Department of Education Job Description**

- Ability to qualify for appropriate licensure or TN POST certification.
- Knowledge of and ability to use a portable radio.
- Weapons qualifications at or above established standards.
- Certified in First Aid, CPR and "Stop the Bleed" .

**Hamilton County Board of Education, Tennessee, is an Equal Opportunity Employer. In compliance with the Americans with Disabilities Act, the Board of Education will provide reasonable accommodations to qualified individuals with disabilities and encourages both prospective and current employees to discuss potential accommodations with the employer.**

IX. Administrative Business Matters

A. \*\*4206 N. Access Road Property Purchase - Justin Witt, Director of Maintenance and Operations

Hamilton County Department of Education  
3074 Hickory Valley Road  
Chattanooga, Tennessee 37421

**MEMORANDUM**

**TO:** Hamilton County Board of Education  
Dr. Bryan Johnson, Superintendent

**FROM:** Justin Witt

**DATE:** January 16, 2020

**RE: 4206 N Access Road Property Purchase**

We have made an offer in the amount of \$500,000.00 to purchase property and a medical office building located at 4206 N Access Road. The property will be used for the future HCDE clinic and pharmacy. The current owner has accepted our offer.

I recommend approval.

I also request approval to act as the Board's signing agent for all required documents for closing.

Please see the attached "Confirmation of Agency Status" and "Real Estate Purchase Agreement".



### CONFIRMATION OF AGENCY STATUS

Every real estate licensee is required to disclose his or her agency status in a real estate transaction to any buyer or seller who is not represented by an agent and with whom the Licensee is working directly in the transaction. The purpose of this Confirmation of Agency Status is to acknowledge that this disclosure occurred. Copies of this confirmation must be provided to any signatory thereof. As used below, "Seller" includes sellers and landlords; "Buyer" includes buyers and tenants. Notice is hereby given that the agency status of this Licensee (or Licensee's company) is as follows in this transaction:

The real estate transaction involving the property located at:


**4206 N Access Rd** **Chattanooga** **TN 37415-3801**

PROPERTY ADDRESS

|   |   |
|---|---|
| <b>SELLER NAME:</b> <u>Danielle Mitchell</u>  | <b>BUYER NAME:</b> <u>Hamilton County Dept of Education</u>   |
| <b>LICENSEE NAME:</b> <u>Mike Purcell</u>   | <b>LICENSEE NAME:</b> <u>N/A</u>  |
| in this consumer's current or prospective transaction is serving as:  | in this consumer's current or prospective transaction is serving as:  |
| <input type="checkbox"/> <b>Transaction Broker or Facilitator.</b><br>(not an agent for either party).  | <input type="checkbox"/> <b>Transaction Broker or Facilitator.</b><br>(not an agent for either party).  |
| <input type="checkbox"/> <b>Seller is Unrepresented.</b>  | <input checked="" type="checkbox"/> <b>Buyer is Unrepresented.</b>  |
| <input type="checkbox"/> <b>Agent for the Seller.</b>   | <input type="checkbox"/> <b>Agent for the Buyer.</b>  |
| <input checked="" type="checkbox"/> <b>Designated Agent for the Seller.</b>   | <input type="checkbox"/> <b>Designated Agent for the Buyer.</b>   |
| <input type="checkbox"/> <b>Disclosed Dual Agent (for both parties),</b><br>with the consent of both the Buyer and the Seller<br>in this transaction. | <input type="checkbox"/> <b>Disclosed Dual Agent (for both parties),</b><br>with the consent of both the Buyer and the Seller<br>in this transaction. |

This form was delivered in writing, as prescribed by law, to any unrepresented buyer prior to the preparation of any offer to purchase, OR to any unrepresented seller prior to presentation of an offer to purchase; OR (if the Licensee is listing a property without an agency agreement) prior to execution of that listing agreement. This document also serves as confirmation that the Licensee's Agency or Transaction Broker status was communicated orally before any real estate services were provided and also serves as a statement acknowledging that the buyer or seller, as applicable, was informed that any complaints alleging a violation or violations of Tenn. Code Ann. § 62-13-312 must be filed within the applicable statute of limitations for such violation set out in Tenn. Code Ann. § 62-13-313(e) with the Tennessee Real Estate Commission, 710 James Robertson Parkway, 3<sup>rd</sup> Floor, Nashville, TN 37232, PH: (615) 741-2273. **This notice by itself, however, does not constitute an agency agreement or establish any agency relationship.**

By signing below, parties acknowledge receipt of Confirmation of Agency relationship disclosure by Realtor® acting as Agent/Broker OR other status of Seller/Landlord and/or Buyer/Tenant pursuant to the National Association of Realtors® Code of Ethics and Standards of Practice.

|   |                           |                             |       |
|---|---------------------------|-----------------------------|-------|
|  | 12/23/2019 1:56:21 PM EST | _____                       | _____ |
| Seller Signature  | Date                      | Buyer Signature             | Date  |
|  | 12/23/2019 1:49:40 PM EST | _____                       | _____ |
| Seller Signature  | Date                      | Buyer Signature             | Date  |
| Listing Licensee <u>Mike Purcell</u>  | Date                      | Selling Licensee <u>N/A</u> | Date  |
| <b>Re/Max Renaissance Realtors</b>  | _____                     | <b>N/A</b>                  | _____ |
| Listing Company   | _____                     | Selling Company             | _____ |

NOTE: This form is provided by TAR to its members for their use in real estate transactions and is to be used as is. By downloading and/or using this form, you agree and covenant not to alter, amend, or edit said form or its contents except as where provided in the blank fields, and agree and acknowledge that any such alteration, amendment or edit of said form is done at your own risk. Use of the TAR logo in conjunction with any form other than standardized forms created by TAR is strictly prohibited. This form is subject to periodic revision and it is the responsibility of the member to use the most recent available form.

This form is copyrighted and may only be used in real estate transactions in which Mike Purcell is involved as a TAR authorized user. Unauthorized use of the form may result in legal sanctions being brought against the user and should be reported to the Tennessee Association of Realtors® at 615- 321-1477.



**RE/MAX**  
**Renaissance**  
**Realtors**

**COMMERCIAL AMENDMENT “ 1 ”**

1 Buyer: Hamilton County Board of Education

2 Seller: Danielle Mitchell

3 Buyer’s Agent: N/A

4 Listing Agent: Mike Purcell

5 Property: 4206 N Access Rd Chattanooga TN 37415-3801

6 In consideration of the mutual covenants herein and other good and valuable consideration, the receipt and sufficiency of  
 7 which is hereby acknowledged, the parties agree to amend that certain Real Estate Purchase Agreement  
 8 Agreement with the Date of 12/23/2019 and any incorporated addenda, exhibits or prior amendments  
 9 (collectively referred to herein as “Agreement”) as follows:

10 **The property known as 4206 N Access Rd is being sold inclusive of**  
 11 **contents follows:**

12  
 13 **Included: X-Ray Suite Equipment, Exam Room Tables and furnishings, Lab**  
 14 **furnishings, waiting room furnishings, office furniture, chairs.**

15  
 16 **Excluded: Small number of personal items, the computer tower for the**  
 17 **desktop located in the reception desk area (contains patient records),**  
 18 **the ultrasound device in private office (contains patient**  
 19 **information).**

20  
 21  
 22 **Additionally, the exercise equipment located in the conference room**  
 23 **was going to be donated, but is available to stay with the property if**  
 24 **buyer wants it to be left.**

25  
 26  
 27  
 28  
 29  
 30  
 31  
 32  
 33  
 34 This Amendment shall become binding when signed by all parties and shall be incorporated into the Agreement and all other  
 35 terms and conditions of the Agreement shall remain in full force and effect.

36 The party(ies) below have signed and acknowledge receipt of a copy.

37 \_\_\_\_\_

38 **BUYER** **BUYER**

39 \_\_\_\_\_ at \_\_\_\_\_ o’clock  am/  pm \_\_\_\_\_ at \_\_\_\_\_ o’clock  am/  pm

40 **Date** **Date**

This form is copyrighted and may only be used in real estate transactions in which Mike Purcell is involved as a TAR authorized user. Unauthorized use of the form may result in legal sanctions being brought against the user and should be reported to the Tennessee Association of Realtors® at (615) 321-1477.

## REAL ESTATE PURCHASE AGREEMENT

THIS AGREEMENT is made pursuant to T.C.A. § 49-6-2006(b) to be effective the 23rd day of December, by and between Mitchell, Danielle, ("Seller") and HAMILTON COUNTY BOARD OF EDUCATION, a Tennessee political subdivision, ("Buyer").

### W I T N E S S E T H:

1. **SALE.** Seller agrees to sell, and Buyer agrees to purchase, in fee simple, subject to and upon the following terms and conditions, those two tracts of real estate located in Hamilton County, Tennessee, being more particularly described as Map 118D H 004, located at 4206 N. Access Rd., and as described in deed book 10026, page 349, together with all improvements thereon and all easements, rights and privileges appurtenant thereto (collectively the "Real Estate").

2. **PURCHASE PRICE.** The purchase price for the Real Estate shall be \$500,000.00 Dollars final price, which shall be paid in lawful money of the United States in the following manner: \$50,000 Dollars upon execution of this Agreement by the parties ("Earnest Money") to be held in escrow by Jones Raulston Title Insurance Agency, 518 Georgia Avenue #200, Chattanooga, Tennessee 37403 ("Escrow Agent"). The purchase price shall be paid to Seller in cash or immediate funds at closing, subject to the prorations and adjustments hereinafter provided. At the closing, the Earnest Money, if not previously paid to Seller or Buyer pursuant to the terms hereof, shall be returned to Buyer.

3. **SURVEY.** During the term of this Agreement, Buyer may, at Buyer's expense, obtain any additional surveys for the Real Estate. The legal description of the Real Estate as shown on such survey shall consist of separate legal descriptions for any separate tracts of real property comprising the Real Estate as well as a perimeter legal description of the Real Estate. The legal descriptions shall be reasonably acceptable to Buyer and shall be used in the General Warranty Deed to be delivered by Seller pursuant to this Agreement. If the survey shows easements, encroachments or other conditions which are not approved by Buyer, then these matters will be deemed to be a defect in title to the Real Estate as provided in Paragraph 4 herein. Seller will provide to Buyer, without cost, a copy of any existing surveys for the Real Estate. Further, if necessary to convey the Real Estate to Buyer as contemplated hereby or if necessary for Buyer's intended use or development of the Real Estate, Buyer shall during the "Inspection Period" (as hereinafter defined) have prepared and forwarded to Seller for approval a subdivision plat for the Real Estate. Such subdivision plat must be approved by all necessary governmental authorities and recorded prior to closing as a condition to Buyer's obligations hereunder. All costs and expenses associated with the preparation, approval and recording of the subdivision plat shall be the responsibility of Buyer. Seller agrees to cooperate with Buyer in connection with preparing the subdivision plat and obtaining all necessary approvals thereof and Seller further agrees to execute all documentation necessary in connection with preparing and recording the subdivision plat.

4. **TITLE INSURANCE.** During the term of this Agreement, Buyer shall obtain, at Buyer's expense, an owner's title insurance commitment to issue, upon payment of a premium, an owner's title insurance policy in the amount of the purchase price adopting such form as may be approved by Buyer together with any

additional endorsements required by Buyer insuring Buyer's fee simple interest in the Real Estate. The title insurance commitment will contain exceptions only for real estate taxes and assessments for the year of closing which are not yet due and payable and such other exceptions as Buyer may approve. If the commitment contains exceptions not acceptable to Buyer, then Buyer shall notify Seller of such exceptions and Seller shall have such time as is specified by Buyer in the notice (but not later than the closing date) to resolve the exceptions to the satisfaction of the Buyer, provided, however, that Seller shall be under no obligation to remove easements and restrictions shown as title exceptions which were recorded prior to the effective date hereof. In the event any title objections are not resolved to Buyer's satisfaction, then Buyer may terminate this Agreement at any time on or before closing and recover the Earnest Money.

5. **GENERAL WARRANTY DEED.** Fee simple title to the Real Estate shall be conveyed by Seller to Buyer by General Warranty Deed containing common law covenants of title subject to the recorded exceptions contained in Buyer's title commitment. In that regard, Seller shall execute at closing a standard owner's affidavit reasonably acceptable to Buyer and Buyer's title insurance company enabling the title insurance company to issue the owner's title policy to Buyer without exception for mechanic's or materialmen's liens, rights of parties in possession or other off-record matters. At Buyer's request, Seller shall also execute a quitclaim deed for the purpose of conveying the Real Estate pursuant to the perimeter legal description of the Real Estate as shown on Buyer's survey.

6. **EXPENSES.** The expenses of this transaction shall be paid as follows: Buyer shall pay all closing expenses, at no cost to Seller, except for Real Estate taxes and special assessments, if any, for the year of closing which shall be apportioned between the parties as of the date of closing and Seller will pay any such charges for prior years, whenever assessed.

7. **BROKER AND COMMISSION.** Seller shall be solely responsible for any and all broker fees associated with this transaction.

8. **CONDITIONS PRECEDENT TO CLOSING.** The Buyer's obligations hereunder are conditioned upon and subject to the satisfaction, on and as of the closing date, of each of the following conditions:

(a) There are no zoning laws, ordinances, regulations or other governmental requirements nor any deficiencies or lack of access, ingress and egress, drainage, adequate soil conditions nor other difficulties existing or commencing at the closing date which prohibit or in any way impair the full use of the Real Estate by Buyer for Buyer's intended use of the Real Estate including, without limitation, the construction of improvements thereon, or further that there will be no excessive site preparation and construction costs;

(b) Buyer has obtained all easements, licenses, zoning changes, variances, special use permits and exceptions, building, parking, curb-cut, signage, utility and other permits necessary for the construction of its proposed improvements on the Real Estate or any use thereof;

(c) This Agreement must be approved and accepted by the Hamilton County Board of Education in a duly noticed, open meeting;

- (d) The warranties and representations herein contained are true and correct; and
- (e) The requirements of Paragraphs 3, 4, 12 and 15 herein have been satisfied; and
- (f) Buyer shall have ninety (90) days from the execution of this Agreement by the parties hereto to inspect and investigate the property to determine the property's suitability to the needs of the Hamilton County Board of Education; and to obtain, if desired, an EPA Phase I and Phase II (if necessary) Environmental Report satisfactory to the Buyer, and to perform any desired soil borings to determine suitability.

Buyer shall notify Seller in writing within 90 days from the date hereof (such period being the "Inspection Period") if the conditions set forth above are acceptable to Buyer. If such notice is not given, then Buyer shall be deemed to have terminated this Agreement, following which neither party shall have further obligation hereunder (except to the extent provided in Paragraph 15 herein).

9. **CLOSING.**

- (a) In the event this Agreement is not terminated as provided in the preceding paragraph, then the closing of this purchase and sale shall occur no later than 60 days following expiration of the Inspection Period at a mutually convenient time and place in the county where the Real Estate is located; provided, however, that either party may elect by written notice to the other to close the transaction in escrow by mail through Buyer's title insurance company;
- (b) Seller shall execute at closing an affidavit pursuant to Section 1445 of the Internal Revenue Code to the effect that Seller is not a "foreign person";
- (c) Buyer's obligation to close this purchase and sale is conditioned upon there being no change in the status of title as set forth in Paragraph 4 herein from that approved by Buyer as well as no change in the matters set forth in Paragraph 8 herein from those approved by Buyer;

10. **DEFAULT.**

- (a) In the event that the Buyer defaults in its obligations undertaken in this Agreement, and Seller has not defaulted in Seller's obligations, then the Seller shall be entitled to receive the Earnest Money as full and agreed upon liquidated damages and the parties hereto shall be released from further liability hereunder.

Seller specifically waives and relinquishes any and all other rights at law or in equity, including specific performance.

- (b) In the event of a default in the obligations herein taken by the Seller, the Buyer shall be entitled to its choice of the following remedies:

(i) Buyer may compel Seller to convey the Real Estate by a suit for specific performance and recover all costs and expenses incident thereto; or

(ii) Buyer may declare this Agreement to be terminated. Upon such declaration, all parties hereto shall be relieved from further liability hereunder.

(c) In the event of a breach or default by a party hereto, the non-defaulting party shall be entitled to attorneys' fees and costs incurred as a result of such breach or default.

11. **ASSIGNMENT.** This Agreement shall be freely assignable by Buyer with prior written notice to Seller.

12. **WARRANTY BY SELLER.** Seller warrants that (a) he is the sole owner of the Real Estate and has the right to enter into and perform this Agreement upon the terms and conditions set forth herein; (b) except for recorded documents filed with the Register of Deeds for Hamilton County, Tennessee, there are no easements, restrictions, leases or rights affecting the Real Estate or Easements except as disclosed in this Agreement; (c) water, sanitary and storm sewer, electric current, telephone and gas are available for connection to improvements on the Real Estate at the boundary thereof or at a point in the public street adjacent thereto; (d) all parties occupying the Real Estate shall have vacated the Real Estate as of the closing; and (e) the Real Estate is not encumbered by liens, mortgages or otherwise for an amount in excess of the purchase price, or if so encumbered, such liens, mortgages or encumbrances may be released for an amount not in excess of the purchase price. Any amount owed by Seller to satisfy any such lien, mortgage or other encumbrance may be deducted from Seller's proceeds at closing. Seller's representations and warranties set forth in this Section and in Section 15 shall survive the Closing.

13. **CONDEMNATION.** In the event that Seller becomes aware of the institution or pendency of any action or proceeding in eminent domain or for the condemnation of any part of the Real Estate, Seller shall immediately give Buyer written notice of such action or proceeding. Should all or any part of the Real Estate be taken by eminent domain or condemnation prior to the closing or if such proceedings are threatened or proposed, Buyer shall have the option of terminating this Agreement. If Buyer does not elect to terminate, then this Agreement shall remain in full force and effect, and Seller shall deliver to Buyer at closing all monies received by reason of such taking and shall assign to Buyer all right, title, interest and claim in and to any awards that may be made for such taking.

14. **NOTICES.** Any notice, request, demand, instruction or other communication to be given to a party to this Agreement shall be in writing and delivered personally or sent via a nationally recognized overnight courier service or by certified mail, return receipt requested, postage prepaid or telegram (which terms shall be deemed to include mailgrams or facsimile messages) to the following addresses:

TO SELLER:

Mitchell, Danielle  
4206 N Access Rd.  
Chattanooga, TN 37415

TO BUYER:

Hamilton Board of Education  
3074 Hickory Valley Road  
Attention: Justin Witt  
2501 Dodds Avenue  
Chattanooga, Tennessee 37421

Notice shall be deemed to have been given on the date of hand delivery or on the date of depositing same in the mail or with such nationally recognized overnight courier in accordance with the terms hereof. The addresses for purposes of this Agreement may be changed by giving written notice hereunder. Unless and until notice of a change of address is given and received hereunder, the last address set forth herein shall be deemed to continue in effect for all purposes hereunder.

15. **ENVIRONMENTAL MATTERS.**

(a) Seller represents and warrants that there are no hazardous or toxic materials, substances, pollutants, contaminants, petroleum products, asbestos, urea formaldehyde foam insulation, lead paint and/or fluid containing polychlorinated biphenyls (PCBs), hydrocarbons or wastes which are generated, stored, treated, disposed of, transported to or from, or located in, on, or under the Real Estate nor has the Real Estate been used at any time as a landfill or a storage or dump site, except as disclosed herein. Seller further warrants that no underground storage tanks or fuel lines, underground wells, or septic tanks are located upon the Real Estate except as disclosed herein.

Disclosure of environmental matters: \_\_\_\_\_  
\_\_\_\_\_  
\_\_\_\_\_  
\_\_\_\_\_  
\_\_\_\_\_.

(b) Buyer, at its sole cost and expense, shall have the right to require a reputable engineering firm to perform an environmental inspection and audit of the Real Estate ("Environmental Audit"). Buyer shall advise Seller in writing in the event the Environmental Audit reveals any items which require a remedial clean-up response pursuant to applicable federal, state or local statute, law, regulation or ordinance ("Applicable Laws") and shall simultaneously deliver a copy of the Environmental Audit to Seller.

(c) If the Real Estate is in violation of any Applicable Laws, the Seller shall be obligated to either (i) incur at Seller's expense any cost necessary to remedy such violations reflected by the Environmental Audit or to otherwise cause the Real Estate to be in compliance with all Applicable Laws prior to the expiration of the Inspection Period or (ii) terminate this Agreement by written notice to Buyer within fifteen (15) days following receipt of the Environmental Audit. Following such termination, the Earnest Money, if any will be promptly refunded to Buyer. In the event of such termination, a copy of the Environmental Audit, together with any related reports obtained by Buyer shall be delivered to Seller without further cost.

16. **RISK OF LOSS TO PROPERTY.** Until time of Seller vacates the property, Seller assumes risk of loss or damage to the Real Estate by fire, windstorm or other casualty, but shall be entitled to recover from the Buyer for any damage or loss caused by Buyer's negligence. In the event of loss or damage to the Real Estate, Buyer shall have the right to terminate this Agreement and/or recover damages except where such damage or loss is caused by Buyer's negligence.


17. **MISCELLANEOUS.** Time is of the essence of this Agreement. This Agreement shall be governed by and construed in accordance with the laws of the State of Tennessee. This Agreement shall be binding upon the parties hereto and their respective successors in interest and assigns. The terms and provisions hereof shall survive the closing. This Agreement constitutes the entire agreement of the parties and no statement or representation shall be considered a part of this Agreement or binding upon the parties unless the same is contained herein. Buyer shall have the right to conduct any surveys, soil tests or other examinations or inspections of the Real Estate which it desires prior to the closing but shall indemnify Seller from all loss or damage caused thereby and restore the Real Estate to the condition existing prior to any testing.

18. **VALIDITY OF OFFER.** The Buyer and Seller acknowledge and agree that this Real Estate Purchase Agreement is subject to the appropriation of funds from the Hamilton County Board of Education.

19. **LIMITS OF LIABILITY.** Buyer and Seller agree that \$500,000.00 total price, is the total amount due from Buyer and that this includes any claims that seller has or may have against Buyer arising out of any conditions or damages to Sellers Property, real or personal, arising out of any act of Buyer's, their agents, officers, or employees.

**IN WITNESS WHEREOF**, the parties hereto have signed this Agreement under seal on the day shown to the left of the respective signatures. This Agreement shall for all purposes be deemed to be fully executed on the later of the date of execution shown below, which date shall be inserted in the heading hereof ("Effective Date"). If this Agreement is signed first by Buyer and Seller fails to accept this Real Estate Purchase Agreement by executing the original and one copy and delivering same to Buyer within 3 days from the date Buyer signs same, this Real Estate Purchase Agreement shall become null and void and be of no further force or effect.

12/23/2019  
\_\_\_\_\_  
Date

SELLER:  
  
\_\_\_\_\_  
12/23/2019 11:57:42 AM EST  
Mitchell, Danielle

BUYER:

\_\_\_\_\_

Date

HAMILTON COUNTY BOARD OF  
EDUCATION

By: \_\_\_\_\_

Name: \_\_\_\_\_

Title: SUPERINTENDENT

\_\_\_\_\_

Date

HAMILTON COUNTY BOARD OF  
EDUCATION

By: \_\_\_\_\_

Name: \_\_\_\_\_

Title: BOARD CHAIRMAN

B. **\*\*Naming Loftis Middle School's Baseball Field, Softball Field, and Athletic Facilities - Dr. Neelie Parker, Chief of Schools**

HAMILTON COUNTY DEPARTMENT OF EDUCATION  
3074 Hickory Valley Road  
Chattanooga, TN 37421

**MEMORANDUM**

**TO:** Hamilton County Board of Education  
Dr. Bryan Johnson, Superintendent

**FROM:** Dr. Neelie Parker, Chief of Schools

**DATE:** January 16, 2020

**RE:** Naming Loftis Middle School's Baseball Field, Softball Field, and Athletic Facilities

In celebration of 25 years of excellence, Loftis Middle School has gathered a committee of stakeholders named, The Silver Celebration Committee, to plan a proper celebration. As a part of this celebration the Silver Celebration Committee (listed below) would like to name part of the athletic fields for esteemed members who were integral in helping Hamilton County Schools and Loftis Middle School build these facilities.

We respectfully request to name:


- In Honor of former Loftis Middle School Principal, the Steve Holmes Baseball Field.
- In Honor of the TWRA Agent who facilitated paperwork with the state to allow the building of the outside athletic facilities, the Greg Atchley Sports Complex.
- In Honor of former Commissioner who paved the way for the Softball program and field, the Charlotte Vandergriff Softball Field.

The Silver Celebration Committee consists of:

Dr. Mary Catherine Gatlin, Principal  
Ansley Davis, Instructional Coach and Committee Chair  
Joe Smith, HCS Board Member  
Michael Faires, Booster Club & Parent  
Christy Highfill, PTA Member & Parent  
Sarah Losey, Community Member  
Natalie Miller, Bookkeeper  
Harry Mills, Teacher and Athletic Director  
Christi Perry, School Counselor  
Angie Rogers, Teacher  
Jim Seiler, Teacher  
Bill Underwood, Teacher

**Principal  
Dr. Mary Catherine Gatlin**

8611 Camp Columbus Road  
Hixson, TN 37343



**Assistant Principal  
Ms. Sarah Lane**

423.843.4749  
423.843.4758

Members of the Hamilton County Board of Education,

In celebration of 25 years of excellence, Loftis Middle School has gathered a committee of stakeholders named, The Silver Celebration Committee, to plan a proper celebration. As a part of this celebration the Silver Celebration Committee (listed below) would like to name part of our athletic fields for esteemed members who were integral in helping Hamilton County Schools and Loftis Middle School build these facilities.

We respectfully request to name the below:

- In Honor of former Loftis Middle School Principal, the Steve Holmes Baseball Field.
- In Honor of the TWRA Agent who facilitated paperwork with the state to allow the building of our outside athletic facilities, the Greg Atchley Sports Complex.
- In Honor of former Commissioner who paved the way for our Softball program and field, the Charlotte Vandergriff Softball Field.

The Silver Celebration Committee consists of:

Dr. Mary Catherine Gatlin, Principal

Harry Mills, Teacher and Athletic Director

Natalie Miller, Bookkeeper

Bill Underwood, Teacher

Sarah Losey, Community Member

Michael Faires, Booster Club & Parent

Ansley Davis, Instructional Coach and Committee Chair

Christi Perry, School Counselor

Jim Seiler, Teacher

Joe Smith, HCS Board Member

Angie Rogers, Teacher

Christy Highfill, PTA Member & Parent


Thank you for your consideration,

A handwritten signature in blue ink that reads 'Mary Catherine Gatlin'.

Mary Catherine Gatlin, Ed.D.

Enclosure

Principal  
Dr. Mary Catherine Gatlin



Assistant Principal  
Ms. Sarah Lane


8611 Camp Columbus Road  
Hixson, TN 37343

423.843.4749  
423.843.4758

We, the undersigned, petition in support of the naming of the Loftis Middle School Baseball field the  
Steve Holmes Baseball Field.

|    | Date | Printed Name   | Address                                      | Contact Number | e-mail                  | Signature     |
|----|------|----------------|--|----------------|-------------------------|---------------|
| 1  | 12/5 | Neal Hanley    | 3217 Easton Ave.                             | 662-574-6050   | hanley-n@hcds.org       | Neal W Hanley |
| 2  | 12/5 | Ann Souza      | 1261 Greenbrook                              | 423 580-1653   | souza-ann               | Ann Souza     |
| 3  | 12/5 | Lorrie Holland | 12035 Pine Cove                              | 423-685-7034   | holland-lorrie@hcds.org | L. Holland    |
| 4  | 12/5 | Kim Hixson     | 1416 Windbrook Dr.                           | 423-503-4870   | Hixson_Kim@HCDs.org     | Kim Hixson    |
| 5  | 12/5 | Pam Hopkins    | 4811 Woodland Circle                         | 423-315-6081   | hopkins-p               | Pam Hopkins   |
| 6  | 12/5 | Carrie Brock   | 10809 Dallas Hollow                          | 423-364-7708   | brock-C                 | Carrie Brock  |
| 7  | 12/5 | David Daniels  | 110 Martin Rd.                               | 423-718-6309   | daniels_david           | David Daniels |
| 8  | 12/5 | Ted Mulder     | 5559 Dallas Oaks L                           | 423-255-2465   | mulder-Ted              | Ted Mulder    |
| 9  | 12/5 | Shelby Norris  | 9686 Cool Way<br>SD, 37379                   | 423-802-1048   | norris-S                | Shelby Norris |
| 10 | 12/5 | Harry Mills    | 5909 Mountain Park Dr.<br>Ooltewah, TN 37363 | 423 802-5884   | Mills-Harry             | Harry Mills   |

Principal  
Dr. Mary Catherine Gatlin



Assistant Principal  
Ms. Sarah Lane

8611 Camp Columbus Road  
Hixson, TN 37343

423.843.4749  
423.843.4758


We, the undersigned, petition in support of the naming of the Loftis Middle School Baseball field the  
Steve Holmes Baseball Field.

| Date | Printed Name             | Address                                   | Contact Number | e-mail                      | Signature        |
|------|--------------------------|---|----------------|-----------------------------|------------------|
| 11   | 12/5/19 Jana Clemons     | 10696 Thatcher Crest<br>DR SD TN 37379    | 423.463.2513   | clemons-jana<br>@hcede.org  | Jana Clemons     |
| 12   | 12-5-19 Ansley Davis     | 4905 Meadow Trace Ln<br>Hixson TN 37343   | 731-514-0880   | davis_ansley@hcede.org      | Ansley Davis     |
| 13   | 12/5/19 Gabrielle Somers | 4805 Applan Way<br>Chattanooga, TN        | 423-596-2227   | somers_g@hcede.org          | Gabrielle Somers |
| 14   | 12/5/19 Sarah Lane       | 4560 Lake Haven Dr.<br>Chatt. TN 37416    | 423 653 5561   | lane_s@hcede.org            | Sarah Lane       |
| 15   | 12/5/19 Jordan Baysore   | 7906 Cove Ridge Dr.<br>Hixson, TN 37343   | (915) 898-0548 | Baysore_j<br>@hcede.org     | Jordan Baysore   |
| 16   | 12/5/19 Janice Ward      | 1106 Natural Way<br>Jolly Daisy, TN 37379 | (615) 476-9199 | ward-janice<br>@hcede.org   | Janice Ward      |
| 17   | 12/5/19 Emily Malone     | 1030 Julian Rd.<br>Chattanooga, TN 37421  | (864) 723-5113 | malone_e@<br>hcede.org      | Emily Malone     |
| 18   | 12/5/19 Ann Dean         | 967 Lawson St<br>Chatt. TN 37415          | (423) 802-2562 | dean-ann<br>@hcede.org      | Ann Dean         |
| 19   | 12/5/19 Rhonda Ware      | 6414 Levi Rd<br>Hixson, TN 37343          | (423) 843-0087 | ware-rhonda<br>@hcede.org   | Rhonda Ware      |
| 20   | 12/5/19 Karen Settles    | 1345 Thrasher Pk<br>Hixson TN 37343       | (423) 718-6478 | settles-karen<br>@hcede.org | Karen Settles    |

Principal  
Dr. Mary Catherine Gatlin

Assistant Principal  
Ms. Sarah Lane

8611 Camp Columbus Road  
Hixson, TN 37343



423.843.4749  
423.843.4758


We, the undersigned, petition in support of the naming of the Loftis Middle School Baseball field the  
Steve Holmes Baseball Field.

| Date | Printed Name           | Address                                    | Contact Number | e-mail                    | Signature      |
|------|------------------------|--|----------------|---------------------------|----------------|
| 21   | 12/5/19 Mary Holland   | 7937 Bridle Brook Ct Ooltewah, TN 37363    | 423-645-4239   | holland_ma@hede.org       | Mary C Holland |
| 22   | 12/5/19 April Vaughn   | 1406 Thrasher Pike Hixson TN 37343         | 423 413 5675   | April.Vaughn400@yahoo.com | April Vaughn   |
| 23   | 12/5/19 Lindsey Calman | 905 Wellburn 37379                         | 402-1449       | lindsayclp@hotmail.com    | Lindsey Calman |
| 24   | 12/5/19 AJ Coleman     | 905 Wellburn 37379                         | 362-1100       | lmcodyut@yahoo.com        | AJ Coleman     |
| 25   | 12/5/19 Cheryl Hyatt   | 7901 Humphreys Ct 1/2 37344                | (817) 528-0887 | no name yet               | Cheryl Hyatt   |
| 26   | 12/5/19 Blake Clemons  | 10696 Thatcher Crest Dr. Soddy Daisy, TN   | 423-463-6974   | blclemmons-blake@hede.org | Blake Clemons  |
| 27   | 12/5/19 Betsy Poe      | 1307 Britz Laman Way Soddy Daisy, TN 37379 | 423-987-9893   | poe-betsy@hede.org        | Betsy Poe      |
| 28   | 12/5/19 Samantha Smith | 913 Sandstone Terr Soddy Daisy, TN         | 423-413-8856   | smith-samantha@hede.org   | S. Smith       |
| 29   | 12/5/19 Ashley Hall    | 1160 Stormy Ridge Dr. Soddy Daisy, TN      | 423-255-6116   | hall-ashley@hede.org      | Ashley Hall    |
| 30   | 12/5/19 Wendy Rogers   | 8409 Quarles Ln Hixson TN 37343            | 423-718-1796   | rogers.wendy@hede.org     | Wendy Rogers   |

Principal  
Dr. Mary Catherine Gatlin

Assistant Principal  
Ms. Sarah Lane

8611 Camp Columbus Road  
Hixson, TN 37343



423.843.4749  
423.843.4758


We, the undersigned, petition in support of the naming of the Loftis Middle School Baseball field the  
Steve Holmes Baseball Field.

|    | Date     | Printed Name      | Address  | Contact Number  | e-mail                           | Signature                |
|----|----------|-------------------|--|-----------------|----------------------------------|--------------------------|
| 31 | 12/5/19  | David C Williams  | 7514 Savannah Dr<br>Colt. TN 37363               | 847 713 7       | willias-david<br>@hede.org       | <i>David Williams</i>    |
| 32 | 12/5/19  | Angela Rogers     | 8920 Wings Way<br>Hixson TN 37343                | 423-987-0622    | Angela<br>Rogers-Angela@hede.org | <i>Angela Rogers</i>     |
| 33 | 12/5/19  | Kathie Pursley    | 9134 W. Ridge Trail Rd.<br>Soddy Daisy, TN 37379 | 843-2795        | Pursley-k<br>@hede.org           | <i>Kathie Pursley</i>    |
| 34 | 12/5/19  | JAMES SEILER      | 434 Antelope<br>CHATT 37415                      | 423-304-0285    | SEILER-JAMES<br>@hede.org        | <i>James Seiler</i>      |
| 35 | 12/12/19 | Josie Boyd        | 13354 Emerald Creek<br>Soddy Daisy TN 37379      | 423-704-1802    | Josie Frost<br>@yahoo.com        | <i>Josie Boyd</i>        |
| 36 | 12/12/19 | Brandi Green      | 7904 Boston Ln.<br>Hixson, TN 37343              | 423-704-5669    | Truly Loved Bk1<br>@gmail.com    | <i>Brandi Green</i>      |
| 37 | 12/12/19 | Karen McCuiston   | 110 W. Walden Cir.<br>Soddy Daisy, TN 37379      | 298-4364        | mcCuiston-<br>karen@hede.org     | <i>Karen McCuiston</i>   |
| 38 | 12/12/19 | Jennifer Williams | 1109 Light Tower Cir (423)<br>Hixson TN 37343    | 264-0948        | jwilliams9707@<br>bryan.edy      | <i>Jennifer Williams</i> |
| 39 | 12/12/19 | Toni Crawford     | 8322 Oak Forest Ln 423<br>HIXSON, TN 37343       | 504-2913        | prehrskida@<br>hotmail.com       | <i>Toni Crawford</i>     |
| 40 | 12/13/19 | Laura Hibbs       | 8905 Brett Daniel Way<br>Lakesite, TN 37379      | 423-847<br>7317 | lbhibbsrn<br>@gmail              | <i>Laura Hibbs</i>       |

Principal  
Dr. Mary Catherine Gatlin

Assistant Principal  
Ms. Sarah Lane

8611 Camp Columbus Road  
Hixson, TN 37343




423.843.4749  
423.843.4758

We, the undersigned, petition in support of the naming of the Loftis Middle School Baseball field the  
Steve Holmes Baseball Field.

| Date | Printed Name            | Address   | Contact Number | e-mail               | Signature             |
|------|-------------------------|---|----------------|----------------------|-----------------------|
| 41   | 12/13/19 Nicole Mull    | 1024 Harvest Knoll Ln -<br>SD, TN 37379         | (423) 240-8078 | bennic29@epbfi.com   | <i>Nicole Mull</i>    |
| 42   | 12/13/19 Shannon Faires | 2207 Rolling Shores Cir 37379                   | (423) 605-3047 | sfaires@epbfi.com    | <i>SFaires</i>        |
| 43   | 12/13/19 Jamee Sharpe   | 300 Highwater Rd.<br>Soddy Daisy, TN 37379      | 423-413-7769   | jameesa@comcast.net  | <i>Jamee Sharpe</i>   |
| 44   | 14/13/19 Michael Faires | 2207 Rolling Shores Cir<br>Soddy Daisy TN 37379 | 423-605-3062   | mfaires15@epbfi.com  | <i>Michael Faires</i> |
| 45   | 12/16/19 Bambi Woodward | 2211 Violette Dr.<br>Soddy Daisy, TN 37379      | 423-667-0335   | bwoodward@epbfi.com  | <i>Bambi Woodward</i> |
| 46   | 12/16/19 Tim Woodward   | 2211 Violette Dr.<br>Soddy Daisy, TN 37379      | 423-667-6187   | rx.dawg.96@gmail.com | <i>Tim Woodward</i>   |
| 47   | 12/16/19 Kim Hogue      | 8338 Ingram Lane<br>Hixson, TN 37343            | 423-605-9160   | kreague@epbfi.com    | <i>Kim Hogue</i>      |
| 48   | 12/16/19 Brandon Hogue  | 8338 Ingram Lane<br>Hixson, TN 37343            | 423-605-9159   | jbhogue@yahoo.com    | <i>Brandon Hogue</i>  |
| 49   | 12/16/19 Tammy R Baxter | 8530 Bay Run Dr<br>Hixson, TN 37343             | 423 309 3094   | tammyrb@epbfi.com    | <i>Tammy R Baxter</i> |
| 50   | 12/16/19 Joy Rathman    | 2313 Chimney Hills Dr<br>Soddy Daisy            | 423 227 6266   | joyrathman@yahoo.com | <i>Joy Rathman</i>    |

Principal  
Dr. Mary Catherine Gatlin

8611 Camp Columbus Road  
Hixson, TN 37343



Assistant Principal  
Ms. Sarah Lane

423.843.4749  
423.843.4758


We, the undersigned, petition in support of the naming of the Loftis Middle School Baseball field the  
Steve Holmes Baseball Field.

| Date | Printed Name                   | Address                   | Contact Number | e-mail                      | Signature |
|------|--------------------------------|---------------------------|----------------|-----------------------------|-----------|
| 51   | 12/16/14 Chad Higley           | 7101 Parkview Cir<br>7734 | (888) 505-0877 | chsear29@gmail.com          |           |
| 52   | 12/18/14 Mary Catherine Gatlin | 2736 Kingswood<br>37415   | 423-843-4749   | gatlin.mcg@hixson.k12.tn.us |           |
| 53   |                                |                           |                |                             |           |
| 54   |                                |                           |                |                             |           |
| 55   |                                |                           |                |                             |           |
| 56   |                                |                           |                |                             |           |
| 57   |                                |                           |                |                             |           |
| 58   |                                |                           |                |                             |           |
| 59   |                                |                           |                |                             |           |
| 60   |                                |                           |                |                             |           |

Principal  
Dr. Mary Catherine Gatlin

Assistant Principal  
Ms. Sarah Lane

8611 Camp Columbus Road  
Hixson, TN 37343



423.843.4749  
423.843.4758

We, the undersigned, petition in support of the naming of the Loftis Middle School Athletic Complex the  
Greg Atchley Sports Complex.

| Date | Printed Name        | Address                                      | Contact Number | e-mail                  | Signature     |
|------|---------------------|--|----------------|-------------------------|---------------|
| 1    | 12/5 Neal Hanley    | 3217 Easton Ave                              | 662-574-6850   | hanley-ne@hede.org      | Neal Hanley   |
| 2    | 12/5 Ann Souza      | 1261 Greenbrook                              | 423 580-1653   | Souza-a                 | Ann Souza     |
| 3    | 12/5 Lorrie Holland | 12035 Pine Cove Dr.                          | 423-605-7034   | holland-lorrie@hede.org | L. Hallast    |
| 4    | 12/5 Kim Huson      | 1416 Wardbrook                               | 423-503-4870   | Huson_kim               | Kim Huson     |
| 5    | 12/5 Pam Hopkins    | 4811 Woodland Circle                         | 423-315-6081   | hopkins-p@              | Pam Hopkins   |
| 6    | 12/5 Carrie Brock   | 10809 Dallas Hollow                          | 423-364-7708   | brock-c                 | Carrie Brock  |
| 7    | 12/5 David Daniels  | 110 Martin Rd.                               | 423-718-6309   | daniels_david           | David Daniels |
| 8    | 12/5 Ted Mulder     | 8559 Dallas Oaks Ln<br>Hixson TN 37343       | 423-255-2495   | Mulder_ted              | Ted Mulder    |
| 9    | 12/5 Harry Mills    | 5909 Mountain Pass Dr.<br>Ooltewah, TN 37363 | 423 802-5884   | Mills-Harry             | Harry Mills   |
| 10   | 12/5 Shelby Norris  | 91086 Cool Way<br>SD, 37379                  | 423-802-1048   | norris-s                | Shelby Norris |

Principal  
Dr. Mary Catherine Gatlin  
8611 Camp Columbus Road  
Hixson, TN 37343



Assistant Principal  
Ms. Sarah Lane  
423.843.4749  
423.843.4758


We, the undersigned, petition in support of the naming of the Lottis Middle School Athletic Complex the Greg Atchley Sports Complex.

| Date    | Printed Name      | Address                                  | Contact Number | e-mail                     | Signature |
|---------|-------------------|--|----------------|----------------------------|-----------|
| 12/5/19 | JIM CRAWFORD      | 8322 Oak Forest Ln<br>37343              | 423-564-2923   | Crawford@jime<br>ncde.org  |           |
| 12/5/19 | Jana Clemmons     | 10696 Thatcher<br>Crest Dr. SD TN 37379  | 423.463.2513   | Clemmons-<br>Janne@ncde    |           |
| 12-5-19 | Arley Davis       | 4905 Meadows Trace Ln<br>Hixson TN 37343 | 731-574-0880   | davis-ansley@ncde.org      |           |
| 12/5/19 | Gracieelle Somers | 4805 Appian Way<br>Chattanooga, TN 37415 | 423 590-2227   | somers-gracie@ncde.org     |           |
| 12/5/19 | Sarah Lane        | 4500 Lorie Haven Dr.<br>Chatt. TN 37410  | 4236535501     | lane.schickery@ncde.org    |           |
| 12/5/19 | Verdan Bouysert   | 7906 Cove Ridge Dr.<br>Hixson, TN 37343  | (915) 898-0548 | Bouysert-<br>J@ncde.org    |           |
| 12/5/19 | Janice Ward       | 1106 Natural Way<br>Sandy Ridge TN 37379 | (615) 476-9199 | ward-j@ncde.org            |           |
| 12/5/19 | Emily Malone      | 1050 Julian Rd.<br>Chattanooga, TN 37421 | (844) 723-5113 | malone-e@<br>ncde.org      |           |
| 12/5/19 | Ann Dean          | 917 Lawson St.<br>Chatt. TN 37415        | (423) 802-2562 | dean-ann<br>@ncde.org      |           |
| 12/5/19 | Karen Settles     | 1345 Thrasher Pk<br>Hixson, TN 37343     | (423) 718-6478 | settles-karen<br>@ncde.org |           |

Principal  
Dr. Mary Catherine Gatlin

Assistant Principal  
Ms. Sarah Lane

8611 Camp Columbus Road  
Hixson, TN 37343



423.843.4749  
423.843.4758


We, the undersigned, petition in support of the naming of the Loftis Middle School Athletic Complex the  
Greg Atchley Sports Complex.

| Date    | Printed Name   | Address   | Contact Number | e-mail                   | Signature      |
|---------|----------------|---|----------------|--------------------------|----------------|
| 12/5/19 | Mary Holland   | 7937 Bridle Brook Ct<br>Ooltewah, 37363           | 423-645-4239   | holland-ma@hcede.org     | Mary C Holland |
| 12/5/19 | Rhonda Ware    | 6414 Levi Rd<br>Hixson, TN 37343                  | (423) 843-0087 | ware-rhonda@hcede.org    | Rhonda Ware    |
| 12/5/19 | Kelly Houston  | 8544 Brookplace<br>Hixson, TN 37343               | (423) 843-1882 | Houston.kelly@hcede.org  | Kelly Houston  |
| 12/5/19 | Lindsay Calum  | 9005 Wellthor 37379                               | 402-1449       | lindsayc100@hcede.org    | Lindsay Calum  |
| 12/5/19 | AJ Colee       | 9005 Wellthor 37379                               | 342-1108       | mudypat2003@yahoo.com    | AJ Colee       |
| 12/5/19 | Christy Hyatt  | 7801 Parkside Lane<br>Hixson 37343                | (867) 505-0857 | Mora Chen<br>hcede.org   | Christy Hyatt  |
| 12/5/19 | Blake Clemmons | 10696 Thatcher Crest Dr.<br>Soddy Daisy, TN 37379 | 423-463-6974   | clemmons-blake@hcede.org | Blake Clemmons |
| 12/5/19 | Betsy Pol      | 1307 Briar Laurel Way<br>Soddy Daisy, TN 37343    | 423-987-9893   | pol-betsy@hcede.org      | Betsy Pol      |
| 12/5/19 | Samantha Smith | 913 Sandstone Terr<br>Soddy Daisy, TN             | 423-413-8952   | smith-samantha@hcede.org | S. Smith       |
| 12/5/19 | Ashley Hall    | 1160 Stormy Ridge<br>Soddy Daisy, TN              | 423-255-6116   | hall-ashley@hcede.org    | Ashley Hall    |

Principal  
Dr. Mary Catherine Gatlin

Assistant Principal  
Ms. Sarah Lane

8611 Camp Columbus Road  
Hixson, TN 37343



423.843.4749  
423.843.4758


We, the undersigned, petition in support of the naming of the Loftis Middle School Athletic Complex the  
Greg Atchley Sports Complex.

| Date | Printed Name               | Address  | Contact Number   | e-mail                        | Signature         |
|------|----------------------------|--|------------------|-------------------------------|-------------------|
| 31   | 12-5-19 Wendy Rogers       | 8409 Quarters Ln<br>Hixson TN 37343              | 423-718-1796     | rogers-wendy<br>@hede.org     | Wendy Rogers      |
| 32   | 12-5-19 David Williams     | 7514 Savannah Dr<br>0017. TN 37363               | 847 7137         | william-david<br>@hede.org    | David Williams    |
| 33   | 12-5-19 Kathie Pursley     | 9134 W. Ridge Trail 2d.<br>Soddy Daisy, TN 37379 | 843-2795         | Pursley-k<br>@hede.org        | Kathie Pursley    |
| 34   | 12/5/19 Angela Rogers      | 8900 Wings Way<br>Hixson TN 37343                | 423-987-0622     | Rogers-angela<br>@hede.org    | Angela Rogers     |
| 35   | 12/5/19 James Seiler       | 434 ANTILOPE TR<br>CHATT 37415                   | 423-304-0285     | SEILER-JAMES<br>@HCD2.org     | James Seiler      |
| 36   | 12/5/19 Marissa McCroste   | 5873 Lake Resort Ter.<br>A301<br>Chatt, TN 37415 | 423.762.5135     | mccroste-marissa<br>@hede.org | Marissa McCroste  |
| 37   | 12/12/19 Josie Boyd        | 13354 Emerald Creek<br>Soddy Daisy TN 37379      | 423-704<br>1802  | Josie-Frost<br>@Yahoo.com     | Josie Boyd        |
| 38   | 12/12/19 Brandi Green      | 7904 Boston Ln<br>Hixson, TN 37343               | 423-704-<br>5669 | Truly Loved BK1<br>@gmail.com | Brandi J. Green   |
| 39   | 12/12/19 Karen McCuiston   | 110 W. Walden Cir.<br>Soddy Daisy TN 37379       | 423-298-<br>4364 | McCuiston-Karen<br>@hede.org  | Karen McCuiston   |
| 40   | 12/12/19 Jennifer Williams | 1909 Light Tower Cir (423)<br>Hixson, TN 37343   | 304-0948         | jwilliams9717<br>@bryan.edu   | Jennifer Williams |

Principal  
Dr. Mary Catherine Gatlin

Assistant Principal  
Ms. Sarah Lane

8611 Camp Columbus Road  
Hixson, TN 37343



423.843.4749  
423.843.4758


We, the undersigned, petition in support of the naming of the Loftis Middle School Athletic Complex the  
Greg Atchley Sports Complex.

| Date     | Printed Name   | Address  | Contact Number   | e-mail                    | Signature      |
|----------|----------------|--|------------------|---------------------------|----------------|
| 12/12/19 | Toni Crawford  | 8322 Oak Forest Ln<br>Hixson, TN 37343           | 423 504 2913     | pchristia@<br>hotmail.com | Toni Crawford  |
| 12/13/19 | Laura Hibbs    | 8905 Brett Dr<br>Lakeland TN 37374               | 423-<br>547-7317 | lhibbs@<br>gmail.com      | Laura Hibbs    |
| 12/13/19 | Nicole Mull    | 1512 Harvest Knoll<br>Cn. 50, TN 37319           | (23) 240-8672    | bennic29@epbf.com         | Nicole Mull    |
| 12/13/19 | Shannon Fairus | 2207 Rolling Shores Cir<br>37379                 | (23) 405 3047    | sfairus@epbf.com          | Shannon Fairus |
| 12/13/19 | Jamee Sharpe   | 300 Highwater Rd.<br>Soddy Daisy, TN 37379       | 423-413-7269     | jamees@comcast.net        | Jamee Sharpe   |
| 12/13/19 | Michael Fairus | 2207 Rolling Shores Cir<br>Soddy Daisy, TN 37379 | 423-605-3062     | mfairus15@EPBF.com        | Michael Fairus |
| 12/16/19 | Bambi Woodward | 2111 Vidette Dr.<br>Soddy Daisy, TN 37379        | 423-667-6335     | bwoodward@epbf.com        | Bambi Woodward |
| 12/16/19 | Tim Woodward   | 2111 Vidette Dr.<br>Soddy Daisy, TN 37379        | 423-667-6287     | rx.dawg.9e@gmail.com      | Tim Woodward   |
| 12/16/19 | Ken Hogue      | 8338 Jayson Lane<br>Hixson, TN 37343             | 423-605-9160     | kehogue@yahoo.com         | Ken Hogue      |
| 12/16/19 | Brandon Hogue  | 8338 Jayson Lane<br>Hixson, TN 37343             | 423-605-9159     | jbhogue@yahoo.com         | Brandon Hogue  |

Principal  
Dr. Mary Catherine Gatlin

Assistant Principal  
Ms. Sarah Lane

8611 Camp Columbus Road  
Hixson, TN 37343




423.843.4749  
423.843.4758

We, the undersigned, petition in support of the naming of the Loftis Middle School Athletic Complex the  
Greg Atchley Sports Complex.

| Date     | Printed Name          | Address                            | Contact Number | e-mail          | Signature   |
|----------|-----------------------|------------------------------------|----------------|-----------------|-------------|
| 12/16/19 | Tammy R. Baxter       | 8530 Baylun Dr<br>Hixson, TN 37343 | 423 309 3094   | tammrb@epbf.com | [Signature] |
| 12/16/19 | Chad Highfill         | 7801 Parkside Ln 3714              | (858) 827-6572 | clrea94@a       | [Signature] |
| 12/16/19 | Mary Catherine Gatlin | 2736 Taylor Road P.O.<br>37345     | 423-843-4749   | gatlin - mchd@  | [Signature] |
| 54       |                       |                                    |                |                 |             |
| 55       |                       |                                    |                |                 |             |
| 56       |                       |                                    |                |                 |             |
| 57       |                       |                                    |                |                 |             |
| 58       |                       |                                    |                |                 |             |
| 59       |                       |                                    |                |                 |             |
| 60       |                       |                                    |                |                 |             |

Principal  
Dr. Mary Catherine Gatlin



Assistant Principal  
Ms. Sarah Lane

8611 Camp Columbus Road  
Hixson, TN 37343

423.843.4749  
423.843.4758


We, the undersigned, petition in support of the naming of the Loftis Middle School Softball field the  
Charlotte Vandergriff Softball Field.

|    | Date | Printed Name   | Address                                     | Contact Number | e-mail                  | Signature      |
|----|------|----------------|---|----------------|-------------------------|----------------|
| 1  | 12/5 | NEAL HANLEY    | 3217 EASTON AVE                             | 662-574-6050   | hanley-n@hede.org       | Neal W Hanley  |
| 2  | 12/5 | Ann Souza      | 1261 Greenbrook                             | 423 580-1653   | souza-a@hede.org        | Ann Souza      |
| 3  | 12/5 | Lorrie Holland | 12035 Pine Cove Dr.                         | 423-605-7034   | holland-lorrie@hede.org | Lorrie Holland |
| 4  | 12/5 | Kim Hixson     | 1416 Windbrook Dr                           | 423-503-4870   | Hixson-Kim@hede.org     | Kim Hixson     |
| 5  | 12/5 | PAM HOPKINS    | 4811 Woodland Circle                        | 423-315-6081   | hopkins-p               | Pam Hopkins    |
| 6  | 12/5 | Carrie Brock   | 10809 Dallas Hollow                         | 423-364-7708   | brock-c                 | Carrie Brock   |
| 7  | 12/5 | David Daniels  | 110 Martin Rd.                              | 423-718-6309   | daniels_david           | David Daniels  |
| 8  | 12/5 | Teal Mulder    | 8559 Dallas Oaks Ln                         | 423-255-2495   | mulder-teal             | Teal Mulder    |
| 9  | 12-5 | Harry Mills    | 5909 Mountain Pass Dr.<br>Ooltewah, TN 3763 | 423 802-5894   | Mills-Harry             | Harry Mills    |
| 10 | 12-5 | Shelby Norris  | 9686 Cool Way<br>SD, 37379                  | 423-802-1048   | norris-s                | Shelby Norris  |

Principal  
Dr. Mary Catherine Gatlin

Assistant Principal  
Ms. Sarah Lane

8611 Camp Columbus Road  
Hixson, TN 37343




423.843.4749  
423.843.4758

We, the undersigned, petition in support of the naming of the Loftis Middle School Softball field the  
Charlotte Vandergriff Softball Field.

| Date    | Printed Name     | Address                                  | Contact Number | e-mail                  | Signature        |
|---------|------------------|--|----------------|-------------------------|------------------|
| 12/5/19 | Jana Clemons     | 10916 Truettner Crest Dr. SD TN 37379    | 423.463.2513   | clemons-jana@hcede.org  | Jana Clemons     |
| 12-5-19 | Ansley Davis     | 4905 Meadow Trace Ln Hixson, TN 37343    | 731-514-0880   | davis_ansley@hcede.org  | Ansley Davis     |
| 12/5/19 | Gabrielle Somers | 4805 Appian Way Chattanooga, TN 37415    | 423-596-2227   | Somers_g@hcede.org      | Gabrielle Somers |
| 12/5/19 | Sarah Lane       | 4516 Lake Haven Dr. Chattanooga TN 37416 | 423 653 5561   | lane_s@hcede.org        | Sarah Lane       |
| 12/5/19 | Jordan Baysore   | 7906 Cove Ridge Dr. Hixson, TN 37343     | (865) 898-0548 | Baysore-j@hcede.org     | Jordan Baysore   |
| 12/5/19 | Janice Ward      | 1166 Natural Way Saddy Daisy, TN 37319   | (615) 476-9199 | ward_janice@hcede.org   | Janice Ward      |
| 12/5/19 | Emily Malane     | 1030 Julian Rd. Chattanooga, TN 37421    | (864) 723-5113 | malone-e@hcede.org      | Emily Malane     |
| 12/5/19 | Ann Dean         | 967 Lawson St. Chatt TN 37415            | (423) 802-2562 | dean.ann@hcede.org      | Ann Dean         |
| 12/5/19 | Rhonda Ware      | 6414 Leil Rd Hixson, TN 37343            | (423) 843-0087 | ware_rhonda@hcede.org   | Rhonda Ware      |
| 12/5/19 | Karen Settles    | 1345 Thrasher Pk Hixson, TN 37343        | (423) 718-6478 | settles_karen@hcede.org | Karen Settles    |

Principal  
Dr. Mary Catherine Gatlin



Assistant Principal  
Ms. Sarah Lane

8611 Camp Columbus Road  
Hixson, TN 37343

423.843.4749  
423.843.4758


We, the undersigned, petition in support of the naming of the Loftis Middle School Softball field the  
Charlotte Vandergriff Softball Field.

|    | Date    | Printed Name     | Address                                      | Contact Number | e-mail                    | Signature        |
|----|---------|------------------|--|----------------|---------------------------|------------------|
| 21 | 12/5/19 | Mary Holland     | 7937 Bridle Brook Ct. Colkuch, TN            | 423-645-4239   | hollandm@hede.org         | Mary C Holland   |
| 22 | 12/5/19 | Lindsey Coleman  | 9005 Weelture 37379                          | 423-402-1449   | lindsaycivile@hotmail.com | Lindsey Coleman  |
| 23 | 12/5/19 | AT Coleman       | 9005 Weelture 37379                          | 423-362-1108   | chundycat2003@yahoo.com   | AT Coleman       |
| 24 | 12/5/19 | Christy Cornell  | 7201 Park Lane Ct. 37305                     | (818) 505 0557 | cornellc@comcast.net      | Christy Cornell  |
| 25 | 12/5/19 | Betsy Poe        | 1307 Britt Lauren Way Soddy Daisy, TN 37329  | 423-982-9893   | poe-betsy@hede.org        | Betsy Poe        |
| 26 | 12/5/19 | Samantha Smith   | 913 Sandstone Terr Soddy Daisy, TN           | 423-413-8852   | smith-samantha@hede.org   | S. Smith         |
| 27 | 12/5/19 | Ashley Hall      | 1160 Stormy Ridge Soddy Daisy, TN            | 423-255-6116   | hall-ashley@hede.org      | Ashley Hall      |
| 28 | 12/5/19 | Wendy Rogers     | 8409 Quarles Ln Hixson TN 37343              | 423-718-1796   | rogers-wendy@hede.org     | Wendy Rogers     |
| 29 | 12/5/19 | Kathie Pursley   | 9134 W. Ridge Trail Rd Soddy Daisy, TN 37379 | 423-843-2795   | Pursley-k@hede.org        | Kathie Pursley   |
| 30 | 12/5/19 | David C Williams | 7514 Savenuch Dr Colt. TN 37363              | 847 7137       | williams-david@hede.org   | David C Williams |

Principal  
Dr. Mary Catherine Gatlin

Assistant Principal  
Ms. Sarah Lane

8611 Camp Columbus Road  
Hixson, TN 37343



423.843.4749  
423.843.4758


We, the undersigned, petition in support of the naming of the Loftis Middle School Softball field the  
Charlotte Vandergriff Softball Field.

|    | Date     | Printed Name      | Address  | Contact Number   | e-mail                          | Signature         |
|----|----------|-------------------|--|------------------|---------------------------------|-------------------|
| 31 | 12/6/19  | Angela Rogers     | 8920 Wings Way<br>Hixson TN 37343              | 423-987-0622     | Rogers-angela<br>@hcds.org      | Angela Rogers     |
| 32 | 12/5/19  | JAMES SELLER      | 434 ANTELOPE TR<br>CANTON 37415                | 423 304 0285     | SELLER-JAMES<br>@hcds.org       | James Seller      |
| 33 | 12/12/19 | Josie Boyd        | 13354 Emerald<br>Creek Soddy Daisy TN 37329    | 423<br>704-1802  | Josie-Frost<br>@yahoo.com       | Josie Boyd        |
| 34 | 12/12/19 | Brandi Green      | 7904 Boston Ln.<br>HIXSON, TN 37343            | 423-704-<br>3009 | TrulyLovedBKJ<br>@gmail.<br>com | Brandi Green      |
| 35 | 12/12/19 | Karen McCuiston   | 110 W. Walden Cir.<br>Soddy Daisy, TN 37379    | 298-4364         | mcCuiston-<br>karen@hcds.org    | Karen McCuiston   |
| 36 | 12/12/19 | Jennifer Williams | 1909 Light Tower<br>Hixson, TN 37343           | (423)364-0948    | jwilliams@7170<br>bryan.edu     | Jennifer Williams |
| 37 | 12/12/19 | Toni Crawford     | 8322 Oak Forest Ln<br>Hixson TN 37343          | 423-504-2913     | prehiskid<br>hotmail.com        | Toni Crawford     |
| 38 | 12/13/19 | Laura Hibbs       | 5405 Brett Daniel Way<br>Hixson TN 37379       | 423-847-<br>7319 | lhibbsrn<br>@gmail.com          | Laura Hibbs       |
| 39 | 12/13/19 | Nicole Mull       | 1012 Harvest Knoll Ln<br>Soddy Daisy, TN 37379 | (423)240-8072    | benniczer<br>@epbf.com          | Nicole Mull       |
| 40 | 12/13/19 | Shannon Fairus    | 2201 Rolling Shores Cir<br>37379               | (423)6053047     | sfairus@epbf.com                | Shannon Fairus    |

Principal  
Dr. Mary Catherine Gatlin

Assistant Principal  
Ms. Sarah Lane

8611 Camp Columbus Road  
Hixson, TN 37343




423.843.4749  
423.843.4758

We, the undersigned, petition in support of the naming of the Loftis Middle School Softball field the  
Charlotte Vandergriff Softball Field.

| Date           | Printed Name   | Address   | Contact Number | e-mail                    | Signature      |
|----------------|----------------|---|----------------|---------------------------|----------------|
| 41<br>12-13-19 | Jamee Sharpe   | 300 Highwater Rd.<br>Soddy Daisy, TN 37379      | 423-413-7769   | jamees@comcast.net        | Jamee Sharpe   |
| 42<br>12-13-19 | Michael Fairer | 2207 Rolling Shores Cir<br>Soddy Daisy TN 37379 | 423-605-3062   | Fairer15@E/BFI.com        | Michael Fairer |
| 43<br>12/16/19 | Bambi Woodward | 2211 Violette Dr<br>Soddy Daisy TN 37379        | 423-661-0335   | bwoodward@epbfh.com       | Bambi Woodward |
| 44<br>12/16/19 | Tim Woodward   | 2211 Violette Dr<br>Soddy Daisy, TN 37379       | 423-661-6787   | txclawg.9e@gmail.com      | Tim Woodward   |
| 45<br>12/16/19 | Keri Hogue     | 8338 Ingram Lane<br>Hixson, TN 37343            | 423-605-9160   | krhogue@yahoo.com         | Keri Hogue     |
| 46<br>12/16/19 | Brandon Hogue  | 8338 Ingram Lane<br>Hixson, TN 37343            | 423-605-9159   | jbhogue19@yahoo.com       | Brandon Hogue  |
| 47<br>12/16/19 | Tammy Baxter   | 8530 Bay Run Dr<br>Hixson, TN 37343             | 423 309 3094   | tbaxterbe@epbfh.com       | Tammy Baxter   |
| 48<br>12/16/19 | Joy Rathmann   | 2313 Chimney Hills<br>Soddy Daisy TN 37379      | 423-227-6286   | joyrathman@yahoo.com      | Joy Rathmann   |
| 49<br>12-16-19 | Daisy Carroll  | 2830 Ashley Ct<br>Kingsport, TN 37664           | 423-360-5809   | Daisy Carroll@hotmail.com | Daisy Carroll  |
| 50<br>12/16/19 | Chad Higgin    | 7801 Parkshore Cir<br>37343                     | (858)505-0577  | dexar29@gmail.com         | Chad Higgin    |

**Principal  
Dr. Mary Catherine Gatlin**

8611 Camp Columbus Road  
Hixson, TN 37343



**Assistant Principal  
Ms. Sarah Lane**

423.843.4749  
423.843.4758

We, the undersigned, petition in support of the naming of the Loftis Middle School Softball field the  
Charlotte Vandergriff Softball Field.

|           | <b>Date</b> | <b>Printed Name</b> | <b>Address</b> | <b>Contact Number</b> | <b>e-mail</b> | <b>Signature</b> |
|-----------|-------------|---------------------|----------------|-----------------------|---------------|------------------|
| <b>51</b> |             |                     |                |                       |               |                  |
| <b>52</b> |             |                     |                |                       |               |                  |
| <b>53</b> |             |                     |                |                       |               |                  |
| <b>54</b> |             |                     |                |                       |               |                  |
| <b>55</b> |             |                     |                |                       |               |                  |
| <b>56</b> |             |                     |                |                       |               |                  |
| <b>57</b> |             |                     |                |                       |               |                  |
| <b>58</b> |             |                     |                |                       |               |                  |
| <b>59</b> |             |                     |                |                       |               |                  |
| <b>60</b> |             |                     |                |                       |               |                  |

C. \*\*East Ridge Athletic Complex - Interlocal Agreement - Justin Witt, Director of Maintenance and Operations

X. Information Only

A. Legal Services Report



**HAMILTON  
COUNTY  
SCHOOLS**

**Hamilton County Department of Education  
Operations Office  
3074 Hickory Valley Rd  
Chattanooga, TN 37421  
(423) 498-7023**

---

## Memorandum

To: Hamilton County Board of Education

Bryan Johnson, Ed.D.  
Superintendent

From: Dr. Justin Robertson, Ed.D.  
Chief Operations Officer

Date: January 16, 2020

Re: December 2019 Legal Services Summary

The following reflects the legal fees paid for the month of December.

|                                      |           |
|--------------------------------------|-----------|
| Bennett & DeCamp, PLLC (retainer)    | 20,000.00 |
| N.P vs. HCS (Special Education case) | 2,865.50  |

**TOTAL \$22,865.50**

## XI. Events/Announcements

## **Events and Announcements**

### **January 16, 2020**

- A. January 20, 2020 - Martin Luther King Day  
Schools and CO Closed
- B. January 21, 2020 - Clifton Hills Zoning Meeting  
Bethlehem Center 6:00 p.m.
- C. January 21, 2020 - Zoning Surveys Released  
Deadline February 4, 2020
- D. January 23, 2020 - Harrison Elementary Zoning  
Meeting - Washington Hills YFD Center 6:00 p.m.
- E. January 28, 2020 - MGT Community Meeting  
Tyner Academy 6:00 p.m.
- F. January 29, 2020 - MGT Community Meeting  
Brown Middle 6:00 p.m.
- G. February 5, 2020 - Half Day for Students  
Buses will run
- H. February 6, 2020 - State of the Schools Address  
Howard Connect Academy 6:00 p.m.
- I. February 10, 2020 - Community Budget  
Meeting - Signal Mountain M/H 6 p.m.
- J. February 13, 2020 - Community Budget  
Meeting - East Ridge High 6:00 p.m.
- K. February 17, 2020 - Board Agenda Review  
5:00-6:00 p.m. Board Room
- L. February 17, 2020 - President's Day  
Schools Closed - CO Open
- M. February 18, 2020 - Community Budget Meeting  
Howard High 6:00 p.m.
- N. February 19, 2020 - Superintendent Student  
Advisory Meeting - Tyner Academy 5:00 p.m.
- O. February 20, 2020 - Board Meeting  
Regular Session 5:30 p.m.

XII. Adjourn